



HAL
open science

Optimisation of steam extraction of oil from maritime pine needles

Sid-Ahmed Rezzoug

► **To cite this version:**

Sid-Ahmed Rezzoug. Optimisation of steam extraction of oil from maritime pine needles. Journal of Wood Chemistry and Technology, 2009, 29 (2), pp.87-100. 10.1080/0277381092879025. hal-00414223

HAL Id: hal-00414223

<https://hal.science/hal-00414223>

Submitted on 8 Sep 2009

HAL is a multi-disciplinary open access archive for the deposit and dissemination of scientific research documents, whether they are published or not. The documents may come from teaching and research institutions in France or abroad, or from public or private research centers.

L'archive ouverte pluridisciplinaire **HAL**, est destinée au dépôt et à la diffusion de documents scientifiques de niveau recherche, publiés ou non, émanant des établissements d'enseignement et de recherche français ou étrangers, des laboratoires publics ou privés.

Optimisation of steam extraction of oil from maritime pine needles

S.A. REZZOUG

University of La Rochelle, LEPTIAB.

EA 4226, UFR Sciences. Avenue M. Crepeau, 17042 La Rochelle, France

tel: 33 (5) 46 45 86 15; fax: 33(5) 46 45 86 16; e-mail : sarezzou@univ-lr.fr

Abstract

Essential oil from pine maritime needles is generally extracted by steam distillation process at atmospheric pressure for more than one hour, or by solvent extraction process. In the last decade, there has been an increasing demand for new extraction techniques enabling automation, shorter extraction time and reduced consumption of organic solvent. In this study, Response Surface Methodology (RSM) was used to evaluate the effects of two processing parameters of an alternative extraction process: instantaneous controlled pressure drop: "Détente Instantanée Contrôlée" (D.I.C) on the yield and composition of oil isolated from maritime pine needles (*Pinus pinaster*). This process involves subjecting the substrate for a short time to steam varying from 1.5 to 5.5 bar (113 to 155 °C) for 4 to 20 minutes, followed by an instantaneous decompression to a vacuum (about 50 mbar). We studied the effect of processing pressure and processing time on the yield of oil and in three important compounds: α -pinene, β -pinene and germacrene D. Both the processing pressure and time had a significant effect on all responses studied. For the less volatile compound, α -pinene, the maximum quantity was obtained at the lower processing pressure and time, while an inverse trend was observed for β -pinene and germacrene D. The models displayed by the experimental design gave R^2 higher than 0.92.

Keywords : Maritime pine (*Pinus pinaster*), isolation, vacuum, oil, D.I.C process

1. INTRODUCTION

Essential oil is any class of volatile oil of complex hydrocarbons, mainly terpenes and some other chemicals which are isolated from plants. One of their characteristics is the generation of flavour or aroma. Essential oils extracted from plants such as pines are used as fragrances in cosmetics, flavouring additives of foods and beverages, and scenting agents in a variety of household products including detergents, soaps or insect repellent. They are also used as intermediate in the synthesis of perfume chemicals and for unconventional medicinal purposes as well as in aromatherapy^{1,2}. The conventional methods for extracting essential oils have some disadvantages. For steam distillation and hydrodistillation, elevated temperatures can cause chemical modifications of oil components and a loss of the most volatile compounds³. When using solvent extraction, it is impossible to obtain a solvent-free products and this process usually also results in the loss of volatile components. In contrast, extraction by supercritical fluids leads to high-quality and solvent-free extracts⁴. However, according to Temelli et al.⁵ and Oszagyan et al.⁶, supercritical fluid extraction is costly. Moreover, several studies⁷ have shown that CO₂ not only extracts essential oil, but also other compounds such as waxes or resins.

The Instantaneous Controlled Pressure Drop process, known as "D.I.C", was developed and patented in our laboratory some years ago⁸⁻⁹. This process subjects the product to rapid transition from high steam pressure to vacuum. This transition induces a fast evaporation of water and volatile compounds. In a previous work¹⁰, we showed that processing by instantaneous controlled pressure drop increases the global diffusivity of the product and improves the availability of the liquid in the plant.

The essential oil isolation based on this process is an interesting alternative to standard techniques of essential oil extraction, such as extraction with solvents or steam distillation. This is because it does not use solvent, and induced cooling when the plant is rapidly transferred from a high steam pressure to vacuum minimizes thermal degradation of the essential oil components. Moreover, compared to the steam distillation, the short time contact (few minutes) between plant and the heated zones of apparatus avoids the loss and degradation of volatile and thermolabile compounds.

The objectives of this study were to evaluate the effect of two independent process variables, processing water steam pressure and processing time on : i) the yield of oil isolated from maritime pine needles; ii) the composition of the isolated oil in three commercially important compounds, α -pinene, β -pinene and germacrene D. In addition, a mathematical model¹¹⁻¹³ predicting the yield allowed the optimisation of the extraction process.

2. MATERIALS AND METHODS

2.1 Plant material

Maritime pine (*Pinus pinaster*) was collected from plants growing in west southern France. The needles were used at their residual moisture content (63.1 % dry wt basis). The compounds identified by steam distillation (2.4 section) and their yields are shown in table 1. The yield of essential oil in fresh raw material was 0.82 % by mass (g of isolated oil/100 g dm). This value is in agreement with the values cited by Kelkar et al.¹⁴ and Dob et al.¹⁵.

2.2 Experimental set-up

The experimental set-up was largely described in a recent paper¹⁶. It is composed of three main elements:

- The processing vessel where samples were placed and treated.
- The vacuum system which consists mainly from vacuum tank with volume (360 l) 130 fold greater than the processing vessel (12 l), and a vacuum pump. The initial vacuum pressure of vacuum container was maintained at 50 mbar in all experiments.
- A pneumatic valve that separate the processing vessel from vacuum tank. It can be opened in less than 0.2 seconds; this ensures a rapid decompression within the reactor.

2.3 Protocol of extraction by the instantaneous controlled pressure drop process

The needles are placed in the D.I.C vessel which is maintained under vacuum (~ 50 mbar) through its connection to a vacuum container. The vacuum allows a better diffusion of heating fluid through plant and consequently heat transfer between steam and wood is improved and time to reach the desired processing pressure (or processing temperature) is shortened. After closing the electropneumatic valve which connects the reactor to the vacuum tank, an atmosphere of steam pressure (between 1 and 6 bar in this study) is created within the D.I.C. reactor. After a processing time at fixed processing pressure, the thermal treatment is followed by a rapid decompression resulting in a rapid drop in pressure. The equilibrium pressure after decompression depends on operating pressure: the higher the processing pressure, the higher the equilibrium pressure. Evaporation, which is effected in adiabatic conditions, induces a rapid cooling of the residual product and the final temperature must be commensurate with final pressure. Extract and condensed steam are recovered in a specific container. The volume of obtained mixture was about 400 ml for all experiments.

2.4 Steam distillation

50 g of maritime pine needles chips were placed on a stainless steel grid. This grid was placed in a glass chamber containing boiling water. The steam crossed the grid during two hours and was recovered along with volatiles after crossing a refrigerant. The condensates were separated into aqueous and organic phases by decantation.

2.5 GC/MS conditions

A Varian 3900 gas chromatograph coupled to a Varian Saturn 2100T ion trap mass spectrometer (Varian, France) was used. The column was a 30m×0.25 mm, 0.25 µm CP-Sil 8 CB Low Bleed MS capillary column (Varian, France). Oven temperature 80 °C for 3 minute then programmed from 50 °C to 250 °C at 3 °C/min, then hold at 250 °C for 40 min. Helium as carrier gas at 1 ml/min was used. The extract samples were injected via a Varian CP-8400 autosampler fitted with a 5µl syringe. Transfer line temperature was 280°C. Electron impact mass spectra were obtained at 70 eV ionization potential and peak identity was identified by NIST 2002 Data library.

2.6 Scanning Electron Microscopy

A Philips-FEI Quanta 200 ESEM/FEG Scanning Electron Microscopy operated at 20 kV, with a detector of secondary electrons Everhardt-Thornley, was used to image the control sample and some treated maritime pine needles. To improve the quality of the SEM images, a high vacuum was achieved.

2.7 Experimental design

A central composite rotatable design was developed to evaluate effects of processing pressure (P) and processing time (t). The design needed 13 experiments with eight (2^2) factorial points, four extra points (star points) to form a central composite design and five replications for the central point. The experiments were run in random order to

minimize effects of unexpected variability due to extraneous factors. In the full factorial design, processing pressure (P) values varied between 1.5 and 5.5 bar and processing time (t) between 4 and 20 minutes (table 1). Variables were codified in the way that their values ranged between $-\alpha$ and $+\alpha$ ($\alpha= 1.414$), taking as the central point zero.

Thus, $P^* = (P-3.5)/2$ and $t^* = (t-12)/8$; where P, t are the actual values and P^* , t^* the coded values of processing pressure and processing time. To avoid thermal reactions we limited the maximum processing pressure to 6.3 bar, corresponding to a temperature of 160 °C.

Table 2 shows the central composite design matrix, with variables in both coded/non coded forms. Data were adjusted to a response surfaces which were obtained by using *analysis design* procedure of 5.1 version *Statgraphics Plus for Windows* software¹⁷.

$$\eta = a_0 + a_1P + a_2t + a_{12}Pt + a_{11}P^2 + a_{22}t^2$$

Where:

η is the considered response and a_0 is the value of the objective function in the central point conditions. a_1 and a_2 represent the principal effects associated to the two variables, a_{12} represent the crossed effect among the variables and a_{11} , a_{22} represent the quadratic effects of the two studied variables. Thus, the model coefficients reflected the linear, quadratic and interactive effects.

3. RESULTS AND DISCUSSION

To evaluate the effect of drying (in an oven at 25 °C) on the composition of the essential oil extract, extraction by steam distillation were carried out on three samples of maritime pine needles, the first on fresh moist product, the second on needles dried to 40 % moisture content (d.b), and the third on needles dried to 10 % moisture content.

The results are grouped in table 3. It appears that the extraction yield decreases at lower moisture content. For the most important compound, α -pinene, the yield decreased from 40.5 % for fresh needles to 22.5 % (g of / 100 g isolated oil) for needles dried to 10 % moisture content (d.b). This may be due to some evaporation of the compound during drying. Thus, for extraction by instantaneous controlled pressure drop process the needles were treated in fresh state (~63 % d.b).

The results obtained following the experimental design are grouped in table 3. The validity of the results was confirmed by the low uncertainty limit in the extraction yield (based on low error estimate) obtained from five replications at processing pressure of 3.5 bar and processing time of 12 minutes.

3.1 Fitting the models

A regression analysis was carried out to fit mathematical models to the experimental data aiming at an optimal region for the responses studied. The predicted models can be described by table 4 in term of coded values. The significance of each coefficient was determined using Fisher test (F-value) and the probability p (p-value) in table 5 which displays the variance analysis of the system (ANOVA). Corresponding variables would be more significant if absolute F-value becomes greater and p-value becomes smaller. It can be seen for all responses, that processing pressure and processing time have a strong linear effects. For yield of isolated oil, a significant ($p < 0.05$) quadratic effect of processing time was also observed, indicating that the yield increases with the processing time up to a certain value beyond which a diminution is observed due to thermal degradation. For a processing pressure fixed at its central value, this time corresponds to 15 min. α -pinene and β -pinene exhibited a significant quadratic effect of processing time. The results suggest that changing in processing pressure or time had a

highly significant effect on the yield of isolated oil and of the three selected compounds. The coefficients of determinations of models were also given in ANOVA table (table 5). They were systematically higher than 92 % for the four models suggesting a good fit; the predicted models seemed to reasonably represent the observed values. Thus the responses were sufficiently explained by the models.

3.2 Response surfaces for yield of isolated oil

The regression models displayed in table 4 allowed the prediction effect of the two processing parameters of D.I.C. isolation process. The relationship between independent and dependant variables can be illustrated in three dimensional representations of the response surfaces generated by the models (fig 1 and 2).

Fig.1, shows that both processing pressure and time demonstrated a significant linear increase on yield of isolated oil with the strongest effect for processing pressure. When processing pressure increases from 1.5 to 5.5 bar, extraction yield increases from 0.2 to 1.8 % according to processing time. Fig. 2 shows that it is possible to obtain a high yield at low processing times but at high processing pressures (> 4-5 bar). This indicates that the mechanical strain induced by the rapid decompression and the brutal vaporization of water have two main effects: the dehydrating effect due to vaporization and a subsequent change in the surface tension of the glandular wall, causing it to crumble or rupture more readily. Similar effects were pointed out by Pare et al.¹⁸ for microwave extraction. The authors reported that an explosion at cell level occurred as a consequence of the sudden temperature rise generated by microwaves. The same observation was cited by Spiro and Chen¹⁹, who reported that the oil synthesized in the secretory cells was not released unless an external factor damages the gland. This observation was also verified by Boutekedjiret et al.²⁰, whom compared the isolation of

rosemary oil by different extraction processes, including the Instantaneous Controlled Pressure Drop Process. The microstructure of the maritime pine needles is showed in fig.3 where it can be seen that the size of pores increased with the severity of the thermomechnaical extraction. The results also show that compared with other "flash" extraction processes, extraction by D.I.C is more efficient since a high extraction yield can be obtained at low processing times. It should be noted that steam distillation at industrial scale is performed in two from three hours. Chen and Spiro²¹ who worked on microwave extraction of essential oil from rosemary leaves reported that a long time at high temperatures could cause rearrangement or polymerization of some of rosemary oil constituents which are close to the constituents present in the needles of maritime pine oil. At 4.5 bar processing pressure, 10 minutes are sufficient to extract more than 80 % of available essential oil. The maximum of extraction yield is almost reached after 15 minutes processing time. Beyond this value, a certain degradation expressed by a more deepened colouring of oil was observed. By looking figure 1 more closely, we can observe that the yield evolution versus processing time show a very rapid increase during the first minutes of isolation process, then gradually levelled to equilibrium value at the end of the process. Isolation of oil from maritime pine needles by instantaneous controlled pressure drop process seems to be regulated by two distinct phenomena corresponding to two steps. The first one is rapid compared to the second and corresponds to a free diffusion phenomenon which takes place at the plant surface

The oil recovered in the second step is probably regulated by osmosis phenomena and slow diffusion through the plant cells towards the surface. However it can be seen that the oil collected in last step (~5 %) is very low compared to the one collected in first step (~95 %). It is obvious that the major part of the oil is recovered by a simple process

of free diffusion and evaporation. The proportions of these two parts for steam distillation extraction are generally lower for the first step and higher for the second one. This difference may be attributed to the presence of saturated steam under pressure in the case of instantaneous controlled pressure drop process that allows reaching more endogenous sites than at atmospheric pressure in the case of steam distillation.

3.3 Response surfaces for the amounts of the three studied compounds.

From an industrial point of view, the qualitative criterion of maritime pine extracts is based on presence of three compounds namely α -pinene, β -pinene and germacrene D, in defined percentage in the essential oil as commercial standards. The α -pinene must represent between 33 and 43 % of isolated oil, β -pinene between 22 and 32 % and germacrene D between 0.5 and 4 %. For this reason, the effect of processing pressure and time on the quantity of these compounds was studied. Fig. 2 (a) represents the three responses surfaces displayed by generated models for the three compounds. For α -pinene, the strongest effect is that of processing time followed by a visible quadratic effect of processing time whatever the processing pressure suggesting that a large part of this compound is located on the surface of the naturally broken glands (exogenous sites) and are easily extracted according to a free diffusion phenomenon on the plant surface. Moreover the decreasing of the quantity of α -pinene clearly indicates a certain degradation of this compound, which is more volatile. Comelli et al²² reported a same behaviour for the isomerization reaction of α -pinene which produces bicyclic and monocyclic compounds and other products, in presence of catalyst and temperature. For all selected processing times, the quantity of α -pinene decreased strongly up to 15 min and then stabilise. For β -pinene, which is also an important compound in the maritime

pine needles oil, it can be seen from fig. 2 (b) that the two processing parameters have a strong positive effect. The strong effect of processing time is more visible for the low values of processing pressure (< 3.5 bar). For the highest processing pressures (> 3.5 bar) a high percentages of β -pinene can be obtained but the evolution with the processing time is weak. Thus, at 4 bar, 4 minutes are sufficient to extract more than 90 % of this compound. The difference with the first studied compound (α -pinene) for which the strongest effect was processing time, is that for β -pinene the strongest one is the processing pressures suggesting that β -pinene is not easily extractible as α -pinene and that its probably located in endogenous storage sites of essential oil.

The same trend is observed for germacrene D for which the strong effect was that of processing pressure followed by its quadratic effect. From fig. 2 (c), it can be seen that the quantity of this compound is stable between 1.5 and 1.8 g of germacrene D/100 g of isolated oil for processing pressures ranged between 1 and 3 bar. Over this value, the yield of germacrene D increases. We can therefore argue that the proposed process is selective. If we favor the presence of α -pinene, it would be better to work at processing pressure included between 1.5 and 2.5 bar. In contrast, for β -pinene and germacrene D, processing pressures more than 4 bar are more suitable.

3.4 Conclusion

The empirical models developed for the yield of extracted oil and three studied compounds demonstrated a good agreement between the predicted values and actual values ($R^2 > 0.92$). Both processing pressure and time have a significant effect on yield of isolated oil and on the quantities in the three studied compounds. The results showed that for the lower processing times; an appreciable yield can be obtained. However, in

the present work, the domain of the processing pressure appears to be restrictive and in a further study, it could be advantageously extended.

Acknowledgement

Biolandes Society, Located in Le Sen, Landes (France), is gratefully acknowledged for providing the maritime pine needles

References

- [1] Lazutka, J.R; Mierauskene, J; Slapšytė G; Dedonytė, V. Genotoxicity of dill (*Anethum graveolens* L.), peppermint (*Mentha×piperita* L.) and pine (*Pinus sylvestris* L.) essential oils in human lymphocytes and *Drosophila melanogaster*. Food Chem. Toxicol. 2001, 39 (5), 485-492.
- [2] Sacchetti, G; Maietti S.; Muzzoli, M; Scaglianti, M; Manfredini, S; Radice, M; Bruni, R. Comparative evaluation of 11 essential oils of different origin as functional antioxidants, antiradicals and antimicrobials in foods. Food Chem. 2005, 91(4), 621-632.
- [3] Khajeh, M; Yamini, Y; Sefidkon, F; Bahrafimar, N. Comparison of essential oil composition of *Carum copticum* obtained by supercritical carbon dioxide extraction and hydrodistillation methods. Food Chem. 2004, 86(4), 587-591.
- [4] Reverchon, E. Supercritical fluid extraction and fractionation of essential oils and related products J. Supercrit. Fluid. 1997, 10(1) 1-37.
- [5] Temelli, F; Chen C.S; Braddock, R.J. Supercritical Fluid Extraction in Citrus Oil Processing. High-pressure CO₂ system concentrates aroma and flavor compounds in citrus oils. Food Tech. 1988, 42, 145-150.
- [6] Oszagyan, M; Simandi, B; Sawinsky, J; Kery, A; Lemberkovics, E; Fekete, J. Supercritical fluid extraction of volatile compounds from lavender and thyme. Flavour. Frag. J. 1996, 11(3), 157-165.
- [7] Moldão-Martins, M; Palavra, A; Beirão da Costa, M.L; Bernardo-Gil, M.G. Supercritical CO₂ extraction of *Thymus zygis* L. subsp. *sylvestris* aroma. J. Supercrit. Fluid. 2000, 18 (1), 25-34.
- [8] Rezzoug, S.A; Louka, N; Maache-Rezzoug, Z; Nouviaire, A; Allaf, K. Présentation du séchage couple a la texturation par détente instantanée contrôlée. application aux produits agro-alimentaires en morceaux. Proc. AGORAL, Eds Lavoisier, Paris, ISBN 2-7430-0266-2, 1998, 319-324.
- [9] Allaf, K; Maache-Rezzoug, Z; Louka, N; Debs-Louka, E; Abraham, G; Rezzoug, S.A; Habba, A. French patent WO/1999/042003.
- [10] Silva, E.M; Rogez, H; Larondelle, Y. Optimization of extraction of phenolics from *Inga edulis* leaves using response surface methodology. Sep. Purif. Technol. 2007, 55(3), 381-387.

- [11] Jeannin, M; Rezzoug, S.A; Maache-Rezzoug, Z; Cohendoz, S; Allaf, K. Solid state ¹³C NMR study of scleroglucan polysaccharide. Effect of the drying process and hydration on scleroglucan structure and dynamics. *Int. J. Polym. Anal. Ch.* 2000, 6(1-2), 177-191
- [12] Liyana-Pathirana, C; Shahidi, F. Optimization of extraction of phenolic compounds from wheat using response surface methodology. *Food Chem.* 2005, 93(1), 47-56.
- [13] Lee, W.C; Yusof, S; Hamid, N.S.A; Baharin, B.S. Optimizing conditions for hot water extraction of banana juice using response surface methodology (RSM). *J. Food Eng.* 2006, 75(4), 473-479.
- [14] Kelkar, V.M; Geils B,W; Becker, D.R; Overby, S.T; Neary, D.G. How to recover more value from small pine trees: Essential oils and resins. *Biomass Bioenerg.* 2006, 30(4), 316-320.
- [15] Dob, T ; Berramdane, T ; Chelgoum, C. Chemical composition of essential oil of *Pinus halepensis* Miller growing in Algeria. *Comptes Rendus de Chimie.* 2005, 8(11-12) 1939-1945.
- [16] Mellouk, H; Khezami; L. Rezzoug, S.A; Capart. R. Total Valorisation of red cedar sawmills wastes by Instantaneous controlled pressure drop process. Isolation of extractives and production of activated carbon from the solid residue. *Bioresources.* 2008, 3 (4), 1156-1172.
- [17] Statgraphics Plus for Windows version 5.1. Experimental design. Manugistics, Inc, 2005.
- [18] Pare, J ; Sigomin, M ; Lapointe J. US Patent n° 5002784, 1991.
- [19] Spiro M; Chen, S.S. Kinetics of solvent extraction of essential oil from rosemary leaves. *Flav. Frag. J.* 1994, 10, 187-200.
- [20] Boutekedjiret, C; Belabess, R; Bentahar, F; Bessiere, J.-M; Rezzoug, S.A. Isolation of rosemary oils by different processes. *J. Essent. Oil Res.* 2004, 16(3) 195-199.
- [21] Chen, S.S; Spiro, M. Kinetics of microwave extraction of rosemary leaves in hexane, ethanol and hexane+ethanol mixture. *Flav. Frag. J.* 1995, 10, 101-112.
- [22] Comelli, N.A; Ponzi, E.N; Ponzi, M.I. α -Pinene isomerization to camphene Effect of thermal treatment on sulfated zirconia. *Chem. Eng. J.* 2006, 117(2) 93-99.

Table 1: Coded levels for independent variables used in developing experimental data.

		Coded level				
		$-\alpha$	-1	0	1	$+\alpha$
Processing pressure (bar)	P	0.67	1.5	3.5	5.5	6.32
Processing time (min)	t	0.68	4	12	20	23.31

α (axial distance) = $\sqrt[4]{N}$, N is the number of experiments of orthogonal design, i.e of the factorial design. In this case $\alpha = 1.414$.

Table 2. Experimental design and results of global extraction yield and extraction yield of the different compounds

Runs	Independent variables		Responses			
	x_1	x_2	Yield	1	2	3
1	-1	-1	0.16	45.89	13.43	1.67
2	-1	+1	0.81	27.93	17.63	2.56
3	+1	-1	1.22	34.56	22.47	4.36
4	+1	+1	1.74	25.28	22.54	4.21
5	0	$-\alpha$	0.01	50.30	12.80	2.12
6	0	$+\alpha$	1.54	19.25	21.49	2.57
7	$-\alpha$	0	0.34	28.72	12.22	1.88
8	$+\alpha$	0	2.18	16.35	24.30	4.48
9	0	0	1.71	20.68	20.78	2.42
10	0	0	1.68	20.12	19.98	2.55
11	0	0	1.60	21.00	19.85	2.24
12	0	0	1.65	20.25	20.14	2.78
13	0	0	1.71	20.66	20.16	2.55
Mean absolute error for the 5 replications			0.05	0.31	0.32	0.17

(1): α -pinene, (2): β -pinene, (3): germacrene D. The extraction yield is expressed in g of isolated oil/100 g d.m and the different compounds are expressed in g of constituent/100 g of isolated oil.

Table 3. Percentage oil composition of fresh and dried *Pinus pinaster* needles oil isolated by steam distillation

	Fresh (63 % d.b)	Dried (40 % d.b)	Dried (10 % d.b)
Yield	0.82	0.53	0.41
Constituents			
Tricyclene	0.08	0.059	0.06
α -Pinene	40.50	28.91	22.52
camphene	0.75	0.863	0.640
β -pinene	25.42	15.52	13.32
β -myrcene	3.61	1.571	1.012
p-cymene	4.02	0.015	0.014
limonene	3.52	2.994	2.424
γ -terpinene	0.08	0.141	0.175
dehydro p-cymene	0.07	0.033	0.021
terpinolene	0.74	0.902	0.765
4-terpineol	0.21	0.085	0.064
α -terpineol	1.05	0.735	0.413
α -copaene	0.40	1.005	0.912
longifolene	1.92	3.114	4.853
β -caryophyllene	6.30	6.748	9.882
α -humulene	1.08	1.496	1.801
germacrene-D	3.21	2.328	1.758
g-cadinene	1.09	1.775	2.059
caryophyllene oxyde	0.29	1.503	1.295

The percentages of the different constituents are expressed in g of constituent /100g of isolated oil while the global yield is expressed in g of isolated oil/g of raw material (d.b)

Table 4. Regression coefficients of the second-order polynomial equations

Regression coefficient	Responses variables			
	Yield	α -pinene	β -pinene	Germecrene D
a ₀	1.670	20.542	20.182	2.508
a ₁	1.137	-7.868	7.758	2.004
a ₂	0.825	-17.787	4.139	0.344
a ₁₂	-0.071	4.340	-2.065	0.520
a ₁₁	-0.435	4.372	-1.264	0.890
a ₂₂	-0.921	16.613	-2.379	0.056

Table 5: Analysis of variance showing the effect of the two independent variables (x_1, x_2) as a linear term, quadratic term and interactions (cross product) on the responses.

Source	DF	Sum of square	F-ratio	P-value
<u>Yield</u>				
P	1	2.58	90.62	<0.0001
t	1	1.36	47.71	0.0002
P ²	1	0.33	11.54	0.0115
T ²	1	1.47	51.66	0.0002
Pt	1	0.01	0.17	0.6890
Total error	7	0.21	-	-
R ²			0.959	
<u>α-pinene</u>				
P	1	123.28	10.56	0.0141
t	1	632.81	53.95	0.0002
P ²	1	33.25	2.84	0.1361
T ²	1	479.98	40.92	0.0004
Pt	1	18.83	1.61	0.2456
Total error	7	82.11	-	-
R ²			0.939	
<u>β-pinene</u>				
P	1	120.38	63.67	0.0001
t	1	34.27	1813	0.0038
P ²	1	2.78	1.47	0.2646
T ²	1	9.84	5.21	0.0565
Pt	1	4.26	2.26	0.1769
Total error	7	13.23	-	-
R ²			0.927	
<u>Germacrene D</u>				
P	1	8.03	94.33	<0.0001
t	1	0.23	2.78	0.1394
P ²	1	1.37	16.20	0.0050
T ²	1	0.00	0.06	0.8083
Pt	1	0.27	3.17	0.1180
Total error	7	0.59	-	-
R ²			0.943	

Figures Captions

Figure 1: Response surface for the effect of processing pressure and processing time on the yield of isolated oil.

Figure 2: Responses surfaces showing the effect of processing steam pressure and processing time on the three studied compounds

Figure 3: Scanning electron microscopy on the surface of untreated needles (a) and those of run 5 (b), run 6 (c) and run 4 (d).

FIGURE 1

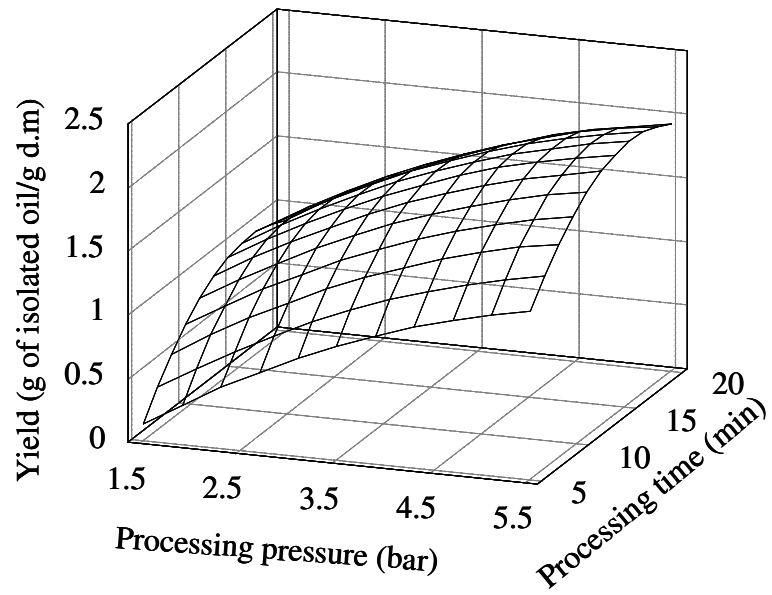


FIGURE 2

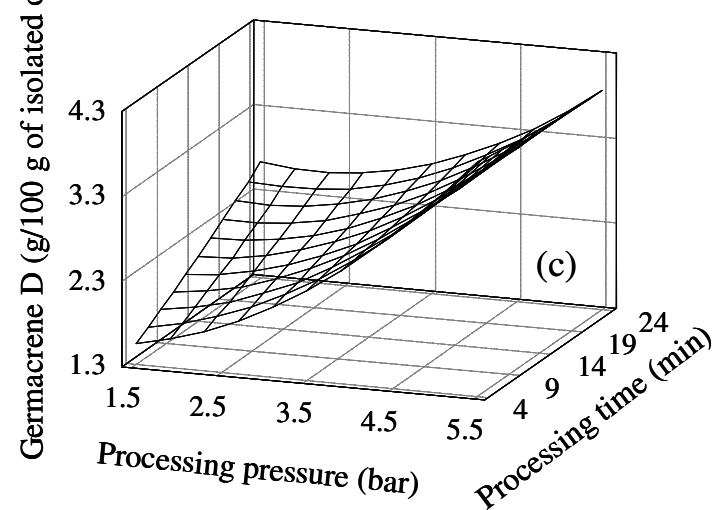
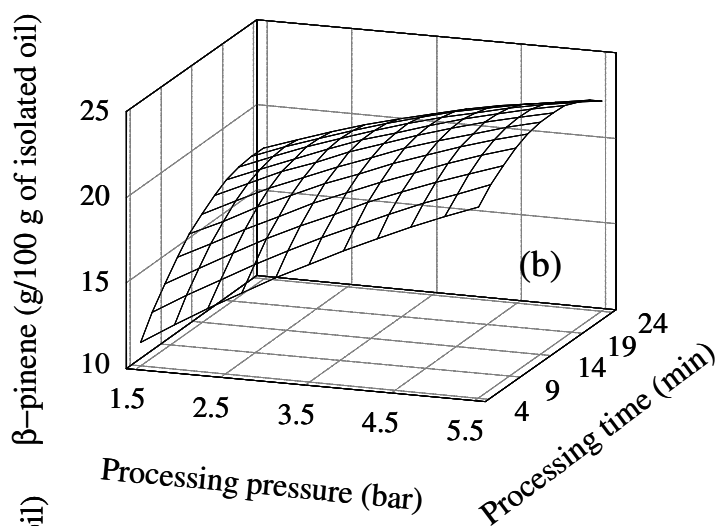
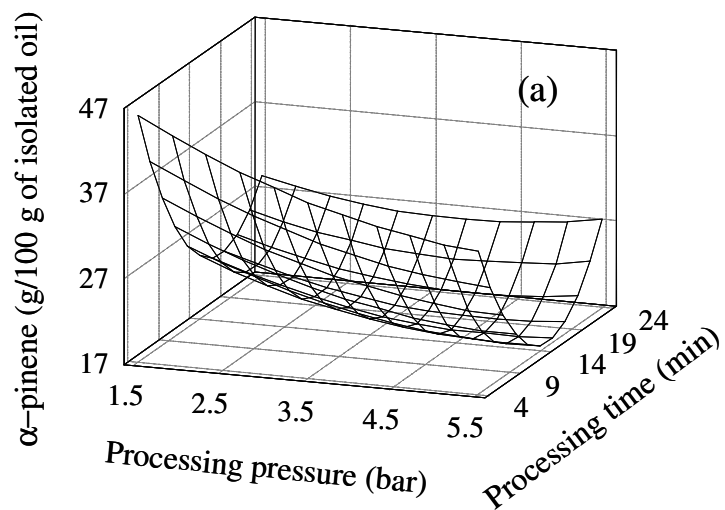


FIGURE 3

