



HAL
open science

A class of structured P2P systems supporting browsing

Julien Cohen

► **To cite this version:**

| Julien Cohen. A class of structured P2P systems supporting browsing. 2009. <hal-00402087>

HAL Id: hal-00402087

<https://hal.science/hal-00402087v1>

Preprint submitted on 6 Jul 2009

HAL is a multi-disciplinary open access archive for the deposit and dissemination of scientific research documents, whether they are published or not. The documents may come from teaching and research institutions in France or abroad, or from public or private research centers.

L'archive ouverte pluridisciplinaire **HAL**, est destinée au dépôt et à la diffusion de documents scientifiques de niveau recherche, publiés ou non, émanant des établissements d'enseignement et de recherche français ou étrangers, des laboratoires publics ou privés.



HAL Authorization

A class of structured P2P systems supporting browsing

Julien Cohen*

LINA[†]

Université de Nantes (Polytech'Nantes)

July, 2009

Abstract

Browsing is a way of finding documents in a large amount of data which is complementary to querying and which is particularly suitable for multimedia documents. Locating particular documents in a very large collection of multimedia documents such as the ones available in peer to peer networks is a difficult task. However, current peer to peer systems do not allow to do this by browsing.

In this report, we show how one can build a peer to peer system supporting a kind of browsing. In our proposal, one must extend an existing distributed hash table system with a few features : handling partial hash-keys and providing appropriate routing mechanisms for these hash-keys. We give such an algorithm for the particular case of the Tapestry distributed hash table.

This is a work in progress as no proper validation has been done yet.

1 Introduction

Browsing is a means to access information which is complementary to querying. A browsing system is useful if it allows the user to find quickly the document she is looking for among a very large set of documents. In current peer to peer (P2P) systems, browsing is not supported and the user has to make with keyword queries. This kind of queries is convenient for textual data but not for multimedia documents.

In this paper, we show that one can easily extend distributed hash tables (DHTs), which are simple and efficient P2P systems, to support browsing. To illustrate this, we build a personal image collection sharing application supporting browsing. We also show with an example how the routing mechanisms of DHTs can be extended to ensure that browsing makes a convenient use of the network.

*Email address: `Firstname.Name@univ-nantes.fr`

[†]UMR 6241 Université de Nantes, École des Mines de Nantes, CNRS

Browsing and peer to peer

Characteristics of fully decentralized peer to peer systems (without any kind of server or super-peer) make browsing difficult to achieve. Unstructured systems like Gnutella are not quick enough to answer queries due to the flooding method for locating data. Indeed, browsing is an interactive process between the user and the system and needs short latency. On the opposite, structured systems (DHTs) are very fast but the query mechanism is too poor to deal with document properties. Nevertheless, we will show how to extend that query mechanism while preserving most of the good properties of DHTs.

Providing complex queries in DHTs

In DHTs, document identifiers are hashed by classical hash functions and routing mechanisms make it possible to associate a unique machine in the system to each hash key. Hash keys then play the role of logical addresses. In that setting, one must know the exact identifier of the object she is looking for to compute its hash key in order to locate it in the system. This clearly does not allow search by content.

To solve this problem, we use combinatorial hashing [2]. Let us explain this. First, instead of hashing an identifier, we hash a description, *i.e.* a set of properties, of the documents. This means that all the documents with the same properties have the same hash key. One can then ask to locate all the documents with some desired properties since she can compute the corresponding hash key. Second, instead of hashing the whole property descriptor, we hash each property separately into small hash keys and we concatenate them into a large hash key. Then, hash keys being structured into sub-hash keys, we can replace some slices with wildcards to handle all hash keys with a given value for some properties of interest.

The first of these two points is theoretically sufficient to allow search by content since hash keys with wildcards can be compiled into a set of simple hash keys. However, that solution is not convenient in practice because in general the corresponding set of descriptors is very large and it would lead to flooding the network. This is why structuring hash keys is useful as it will allow to make a convenient use of the network by the means of relevant locating mechanisms.

2 Descriptors, hash keys, wildcards

2.1 Descriptors

We assume documents are described by vectors of properties called *descriptors*. All the descriptors in the system must have the same structure : the same number of components, component at a same position representing a same property, with a shared meaning for the possible values of a component. Descriptors are usually extracted automatically even if it can be done manually. We accept

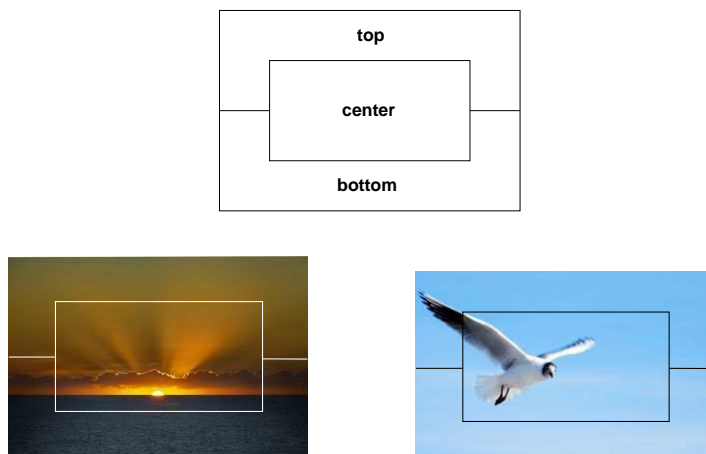


Figure 1: Example of division of an image into areas

this extraction to be costly since it is done on the machine which is sharing the document (it is fully decentralized).

One has to keep in mind the goal of browsing when choosing the descriptor space. Indeed, we use descriptors to denote classes of documents among which the browsing takes place. First, the properties descriptors hold must be meaningful for the user. For instance, for personal image collections, users usually do not make a distinction between GIF and JPEG images. Second, the range of values for each property must be coarse grained. For instance, if we consider the brightness of an image, 256 possible values is too much. A choice of 3 values (dark, medium, bright) could be better for browsing. Of course, the choice of the descriptor space largely depends on the intended application and on the available technologies for the analyze of the considered type of documents.

In the following, we call *digits* the components of descriptors and we call *range* of a digit the set of possible values for the corresponding property.

Let us give two examples of descriptor spaces for an application of sharing personal image collections.

2.1.1 Toy example.

The considered properties are the brightness in several characteristic areas of the picture. For each area, the mean brightness is normalized into the $\{0, 1\}$ space. The areas are the center, the bottom and the top area, as pictured in figure 1. This choice of areas is justified by the fact that on many pictures, the subject is near the center and is surrounded by its environment. Here a descriptor is then a sequence of 3 binary digits, 000 meaning a dark picture and 111 meaning a bright picture.

2.1.2 Second example.

In this second example, descriptors are composed of average values for red, green, and blue components of the same three areas of the picture. Descriptors then have 9 digits. In addition, these values are normalized into integers between 0 and 3. With this setting, digits are encoded onto 2 bits and descriptors onto 18 bits.

If we consider the sunset picture of figure 1, the descriptor is 000220320, that is 0, 0, 0 for the bottom area (black), 2, 2, 0 for the middle area (yellow), and 3, 2, 0 for the top area (orange). For the flamingo picture, the descriptor is 223322223, that is 2, 2, 3 for the bottom area (light blue), 3, 2, 3 for the middle area (light red and blue) and 2, 2, 3 for the top area.

2.2 Hash keys

In distributed hash tables, hash keys are used as logical addresses in the system. These addresses are sequences of bits of a chosen length. Descriptors have to be transformed into hash keys. (We could also have extended a DHT to accept descriptors as logical addresses which gives approximately the same result). For each digit of descriptors, if n is the size of the range, we set a bijection from that range to the set of integers between 0 and $n - 1$. These bijections are used as “hash” functions for the digits of the descriptors. A hash key is then the sequence of the hashed digits.

Mapping descriptors to hash keys allows to map each descriptor to a logical address of the system (we take as set of logical addresses the set of possible hash keys). Then, to locate all the documents having a given descriptor, one just has to send a message to the corresponding logical address (in DHTs, the system allows to deliver a message to a machine knowing only its logical address). Since there is a bijection between descriptors and hash keys, we will consider in the rest of this paper that these notions are the same.

Note that in Tapestry [7], the DHT we use as an example, the digits of the tuples are originally in a same base, which is a power of 2, but this can be easily relaxed to any range of integers (or to any finite set equipped with a total order), which does not need to be the same for all the digits of the tuples. So the ranges of the different digits of the tuple can be chosen independently to describe different sorts of properties of the documents.

2.2.1 Discussion.

Unlike traditional hash keys, descriptors of available documents are not uniformly distributed in the key space. This could break the balance of the system since a small number of machines could be responsible for the location of popular types of documents. Depending on the particular application, this could be a major problem. However, we can notice that :

- Each node is responsible for several descriptors, possibly a large number (depending on the number of participants and on the size of the descriptor)

space). So each machine could be responsible of popular and unpopular descriptors.

- Location queries are light requests compared to the cost of transferring a document and the documents are not located on the node which is responsible of their location.
- DHTs usually use a cache of location to allow responsible nodes to be helped by their logical neighbors to answer location queries.

These remarks make us think that in most cases the unbalance of the descriptors is negligible.

2.3 Descriptors with wildcards, hash keys with wildcards

We use * wildcards (read *star wildcards*) instead of some digits in descriptors to denote a property which value has not been fixed. Descriptors with wildcards can be seen from two points of view. First, it can denote a set of descriptors. For instance, 0*0 denotes the set {000,010}. Second, it can denote the values of some properties, in particular to represent what kind of document the user is looking for. For instance, 0*0 represent the properties “dark bottom” and “dark top” in our toy example. We will see that the browsing process builds a descriptors with wildcards that expresses users query, but the user does not need to see that descriptor. In the rest of the paper, “descriptor with wildcards” means “descriptor that can have wildcards”.

We say that a descriptor is *denoted* by a descriptor with wildcards d if it can be obtained by replacing the wildcards of d by appropriate values.

As for descriptors, we will use hash keys with wildcards (this notions depends on the type of DHT, for Tapestry, a wildcard replaces a digit). Wildcards in descriptors are mapped to wildcards in hash keys.

3 Browsing, samples

3.1 The browsing process

From the user point of view, the browsing process is based on the following loop:

1. The system displays the representation of some documents satisfying the expressed constraints.
2. Based on that display, if the user is satisfied, then she asks for previewing the corresponding documents, else she indicates to the system an additional constraint to take into account¹.

¹ In order to provide a better browsing process, one should also consider the possibility of removing one of the constraints already set. However, we do not consider this in this report.

Of course, the hard work is hidden from the user. From the system point of view, the browsing process roughly consists in building iteratively a descriptor (possibly with wildcards) expressing user's needs. The descriptor with wildcards under construction, called the *current descriptor*, evolves at each browsing step. The process starts with a current descriptor containing only * wildcards and progresses by replacing wildcards by values. Each step in the process consists in:

1. Retrieving the representation of some documents which are representative of the documents which are denoted by the current descriptor.
2. Displaying them.
3. Allowing the user express a preference on the displayed documents.
4. Deciding based on that input which wildcard to replace with which value.
5. Making the corresponding change in the current descriptor

The loop ends when the current descriptor has not any wildcard left, or when the user is satisfied with the current result.

The visual representation of documents is defined in section 3.2. A notion of representativeness is proposed in section 3.4. The strategy for retrieving the locations of representative documents given a descriptor with wildcards is described in section 4.4. A simple way for making the user choose the evolution of the current descriptor is proposed in section 3.5. The retrieval of all the documents at the end of the process is discussed in section 4.3.

3.2 Miniatures

During the browsing process, it is not necessary to have a whole document to show to the user, a short description allowing her to preview it and which is cheaper to transfer is sufficient. We call this short version a *miniature*. Miniatures can be thumbnails for pictures, storyboards for videos, summaries for texts, extracts for audio and so on. During the browsing process, we only use miniatures. A machine which publishes a document must also provide its miniature.

3.3 The browsing graph

The browsing process can be described by a finite state machine where each state corresponds to a descriptor with wildcards (the current descriptor). The state machine for our toy example is pictured in figure 2. We call this state machine the browsing graph. The browsing graph, which is a lattice, only depends on the descriptor space.

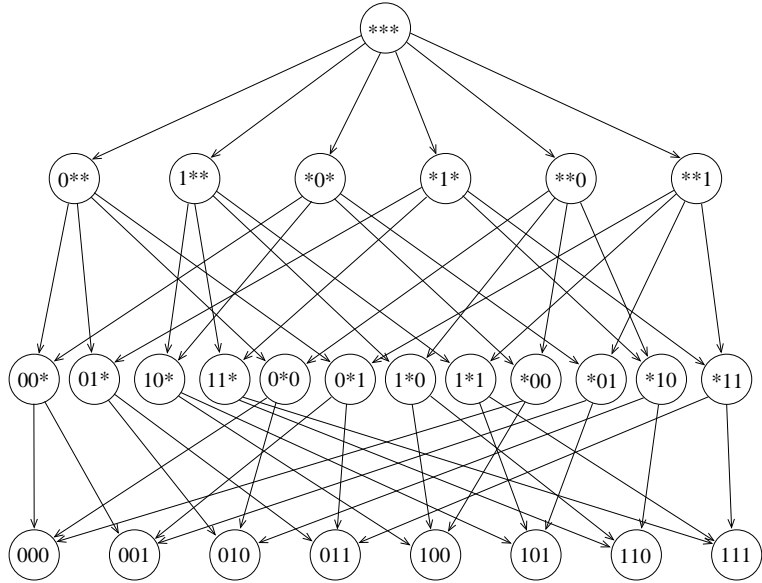


Figure 2: Browsing graph

3.4 Illustrative documents, samples, representative sets

Displaying one document for each descriptor denoted by a descriptor with wildcards would make too much information to retrieve, to display and to handle for the user. We make the assumption that displaying only one document for each direct successor of the current descriptor in the browsing graph is sufficient. Let us formalize this idea.

3.4.1 Illustrative documents.

We say a document is *illustrative* for a descriptor with wildcards d when its descriptor is denoted by d .

3.4.2 Samples.

Given a descriptor with wildcards d , we call *sample* a set of documents that contains for each descriptor with wildcards which is a direct successor of d at least one illustrative document and which does not contain any document which is not illustrative for d .

3.4.3 Illustrativeness and the browsing graph.

We have the following property: a document is illustrative for an descriptor with wildcards d if and only if the descriptor of that document is reachable from d in

the browsing graph. This shows that displaying a sample is sufficient to allow the user to reach any descriptor that is denoted by the current descriptor by browsing.

3.4.4 Representative sets of descriptors.

Finally, we introduce the notion of representative set of descriptors which is used in our routing algorithm to retrieve samples. Given an descriptor with wildcards d , a set S of descriptors is said to be *representative* when ($d[i]$ denotes the digit of d in position i):

- for each i , if $d[i] \neq *$, then for each descriptor e in S we have $e[i] = d[i]$,
- for each i such that $d[i] = *$ and for each value v in the range of the digit in position i , there is a descriptor e in S such that $e[i] = v$.

Having one document for each descriptor of a representative set of descriptors (for d) constitutes a sample (for d).

3.5 User interface

A document with descriptor d' is illustrative for all the descriptors from which d' is reachable in the browsing graph. So the documents of a sample for a given descriptor with wildcards are illustrative for several next states. For instance, with $**0$ as current descriptor, a document described by 010 can illustrate $0*0$ and $*10$. We then have to choose to display several times a same miniature or not. Doing so can be acceptable if the miniatures are cleverly organized on the screen. But simple solutions may also work. For instance, we can label the miniatures with the different possibilities it illustrates as pictured in figure 3 with $0**$ (dark bottom) as current descriptor. Each document then has one label for each wildcard in the current descriptor. The user acts by selecting a label attached to a document, fixing the corresponding digit with its value in that document.

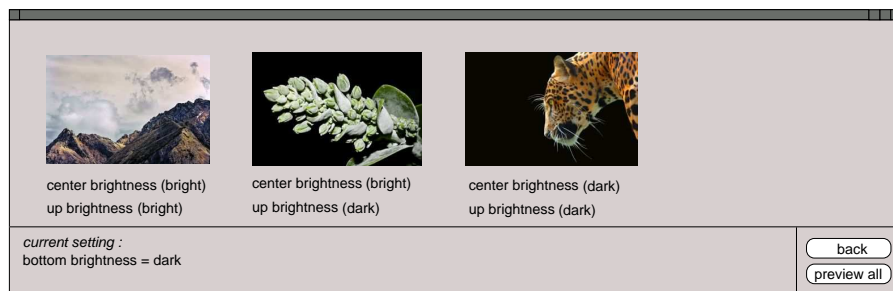


Figure 3: Example of a possible browsing interface

Notice that in the example of figure 3, the sample is not minimal. When the sample which is retrieved is not minimal, which will generally occur with the mechanism we propose in section 4.4, some properties are illustrated several times. We think that as long as the number of miniatures is not too large, this is not disturbing for the user.

4 Routing, query resolution

4.1 Use of a distributed hash table

We need the classical services of distributed hash tables (publishing, locating, dynamical set of participants...) and we do not modify them. As already said, we could simply reuse a DHT by choosing the right hash function and compiling hash keys with wildcards into sets of hash keys, but adding a routing mechanism for wildcards ensures a better use of the network.

In this section, we show how to add that routing mechanism into the Tapestry DHT [7]. Our approach is not restricted to Tapestry but the routing mechanism must be adapted to each kind of DHT.

4.2 Choice of the DHT

Although our global setting is independent of the DHT, the choice of the DHT has effects on the whole application. One of the main advantages of Tapestry is probably that it takes locality into account which is important in our case because multimedia documents are relatively large files and because browsing involves an interaction requiring low latency. Additionally, Tapestry hash keys are structured into digits of several bits which can be associated to the digits of our descriptors.

Chord [6]) does not seem to be a good candidate compared to Tapestry since it does not have these two properties. The routing system of CAN [5] could be interesting because the digits can be resolved in a random order, meaning that the fixed values of descriptors can be resolved first, leaving the wildcards for the end, resulting in less logical messages in the system. But CAN does not take the locality into account.

4.3 Total resolution

When the browsing process has ended, the nodes responsible for the descriptors denoted by the current descriptor are contacted and they send to user's system a list of locations for all the corresponding documents. Then user's system can use the received physical addresses to query the documents or their miniatures.

We add a specific routing algorithm for finding all the nodes responsible of the denoted classes. Let us consider a message $m = \langle d, Total, o, i \rangle$ where d is a descriptor with wildcards (more precisely a hash key with wildcards), $Total$ is a symbol meaning that a total resolution is queried, o is the physical (IP) address of the originator of the query and i is the number of digits that have already

been resolved in the routing process. For a node receiving this message, the behavior is the following:

If $d[i]$ is not a wildcard. The message is routed normally as specified in the base routing mechanism of the DHT.

If $d[i]$ is a * wildcard. A new set of descriptors with wildcards is created by replacing $d[i]$ by each possible value in the range of the digit at i in the descriptor space. Each of these new descriptors d' is used in a new message $\langle d', Total, o, i \rangle$ that has to be routed. Since $d'[i]$ is not a wildcard, each message is routed normally as specified in the base DHT.

If n is the number of digits in descriptors, after n logical hops the messages have the form $\langle d'', Total, o, n \rangle$ (each with a different d''), where the descriptors d'' have no wildcards. Such a message arrives at the node which is responsible for the descriptor d'' . Then, for each of these messages, the node responsible for d'' sends to o a list of locations for the documents published with d'' as descriptor.

4.4 Sample resolution

We add a sample resolution service to the DHT to be able to retrieve samples at low cost, that is without contacting all the nodes responsible for all denoted classes. Let us consider as an example the descriptor with wildcards $d = 0*23*012*$ (9 digits between 0 and 3), and a node n_0 asking for a sample for d . (We randomly consider that Tapestry resolves digits from left to right.) A first message is sent from n_0 to a neighbor node n_1 with a 0 as first digit (the digit on the left) in its address, with d in the message. After this routing step, the first digit has been resolved, n_1 now has to resolve the second digit, which is a * wildcard. Then the following five new descriptors are created from d , with a new type of wildcards used only during the routing process:

0	⊥	2	3	*	0	1	2	*
0	0	2	3	⊥	0	1	2	⊥
0	1	2	3	⊥	0	1	2	⊥
0	2	2	3	⊥	0	1	2	⊥
0	3	2	3	⊥	0	1	2	⊥

While we use the * wildcard to mean roughly “all”, the bottom (⊥) wildcard means “any”, that is, during the routing process, the query can be routed to a neighbor with any value for that digit.

Each of these new descriptors gives a new message to be routed. When considering a ⊥ wildcard as the digit on which to route, a node can replace it by the value it wishes, in particular the best choice is to replace it by the corresponding value in its self logical address to save a logical hop (route to self). Let us look at the general algorithm.

4.4.1 The algorithm for retrieving samples.

We consider the following message: $m = \langle d, \text{Sample}, o, i \rangle$. The behavior of a node with logical address a receiving it is as follows:

If $d[i]$ is not a wildcard. The message is routed normally.

If $d[i] = *$. A new set of descriptors is created by replacing $d[i]$ by each possible value in the range of the digit in position i in the descriptor space and all by replacing all the other $*$ wildcards by \perp wildcards. In addition, another descriptor is created by replacing $d[i]$ by a \perp wildcard (the other wildcards are not modified). Each of these new descriptors d' is used in a new message $\langle d', \text{Sample}, o, i \rangle$ that has to be routed.

If $d[i] = \perp$. Any value can be chosen to instantiate $d[i]$. Let d' be d where the digit in position i is replaced by $a[i]$. This new descriptor d' is used in a new message $\langle d', \text{Sample}, o, i \rangle$ that has to be routed (the message is routed to self, saving a logical hop).

4.4.2 Do we get samples?

This mechanism ensures that the messages reach the nodes responsible of a (not minimal) representative set of descriptors. When all the digits have been resolved, each node receiving the message sends the location of (at least) one document having the appropriate descriptor to o , which is then used to get a miniature copy of that document to be displayed².

If for each possible descriptor there is a document in the system having that descriptor, then this routing mechanism ensures that the set of nodes that is finally contacted is able to provide a correct, yet not minimal sample.

4.4.3 Limits of the algorithm.

A problem may occur when some descriptors are not represented. For instance suppose the current descriptor is $*0$ and the sample request reaches 010 . If the class 010 is empty, the browsing interface may not have a miniature to display for the $0*0$ vertex whereas 000 could contain some documents. In such a case, an additional mechanism has to be set to retrieve documents to represent the concerned descriptors. This means that some documents may take more time than others to be displayed. However:

- In a very large system, depending on the choice of the descriptor function, empty classes might be rare.
- The user does not have to wait until all the documents are displayed to make her choice to continue the browsing process.

²Or the contacted machines can directly request the nodes having miniatures to send them to o to save physical hops.

- If a direct successor is not represented, the user can still reach the desired class following another path. In our example, 010 can be reached by following *10.
- Some documents are representative for several direct successors, then we have in fact several representatives for each direct successor, then that direct successor could still be represented by another miniature.
- If a node in the graph does not have any illustrative documents in the system, it seems acceptable that it should not be accessible by browsing.

For these reasons, we think this problem does not invalidate our approach.

4.4.4 Justification of this algorithm.

This relatively complex algorithm to get samples is justified by the fact that it is generally far less expensive than getting one document for each class denoted by an open descriptor: $O(w.b)$ nodes have to be contacted instead of $O(b^w)$, where w is the number of * wildcards and b is the number of possible values of a digit (when the digits have the same range).

5 Related work

Multimedia browsing systems. The work of Loisant *et al.* [3, 4] is a good representative of the state of the art in multimedia browsing systems. It is based on a clustering of the documents that is done before the browsing process. This pre-analysis allows to build classes which are more relevant than the ones we use. However, in order to build that clustering, the system needs to have access to all the descriptors. For this reason, that system cannot be easily used in a peer to peer framework. Moreover, when new documents are added to the system, the clustering may have to be modified, which raises new difficulties. Another difficulty in using such a system is the mapping between clusters and logical addresses. In our system this mapping is canonical. With dynamical or ad hoc clusters, another DHT layer would be necessary to make the translation.

Search by content in P2P systems. Search by content is available in some (decentralized, structured) peer to peer systems and could have been considered instead of using a simple DHT. Most of these systems are based on an indexing layers (see the CANDy system [1] for instance). We did not retain this possibility because of the two DHT layers implying a double latency. Particular features of the systems also have to be taken into account. For instance in CANDy a sequential process is involved to solve queries, meaning that the more the query is complex, the longer it takes to be resolved, which is clearly not convenient for us. In our system, the sub-queries are resolved in a parallel way and the response time is the same as in the original DHT system.

6 Conclusion and Future work

Our contribution is to show that structured peer to peer systems supporting browsing can be built. For achieving this we use semantic hash keys instead of classical hash keys to provide fast access by content, with a minor risk of unbalance. We also have developed particular routing mechanisms to quickly retrieve sets of documents relevant to the browsing process.

Many points are left to the designer of the final application. In particular, the validity of our approach largely depends on the design of the descriptor space and of the user interface. We have given some clues to guide that design.

A strong constraint on our system is that the structure of the descriptors, that is the set of the properties describing the documents, must be shared among users. This is not convenient for open system where any kind of document can be shared, but it is convenient for specific applications such as library catalogs or photography agency catalogs.

Further studies are necessary to validate our approach formally, in particular the short latency and the minimal balance of the system have to be confirmed. We could also study how our requirements on the descriptor space limits the possibilities of the browsing interface.

Simple features can be directly introduced in our setting : the possibility to follow edges in the two directions in the browsing graph or the use of intelligent features in the automatic extraction of the descriptors (for instance, the coordinates of the center area of an image can be dynamically computed for each image). Some other nice features need a bit more of work, for instance we could give several descriptors to a same document (or use fuzzy descriptors or interval descriptors) to cope with the fact that two very similar documents may have different descriptors. Finally, some features correspond to open problems, in particular choosing the clustering of the documents dynamically in a peer to peer way as new documents arrive and disappear from the system (for instance, if all the pictures are very bright, the best choice for describing brightness is not the same as if all the pictures are very dark or if they are well balanced in the brightness space).

References

- [1] Daniel Bauer, Paul Hurley, Roman Pletka, and Marcel Waldvogel. Bringing efficient advanced queries to distributed hash tables. In *Local Computer Networks*, 2004.
- [2] Donald E. Knuth. *The art of computer programming*, volume 3 / Sorting and Searching. Addison–Wesley, 1973.
- [3] Erwan Loisant. *Browsing a Classification of an Image Collection*. PhD thesis, Université de Nantes, 2005.

- [4] José Martinez and Erwan Loisant. Browsing image databases with Galois' lattices. In *ACM Symposium on Applied Computing (SAC)*, pages 791–795, 2002.
- [5] S. Ratnasamy, P. Francis, M. Handley, R. Karp, and S. Shenker. A scalable content-addressable network. In *Proc. SIGCOMM*, 2001.
- [6] I. Stoica, R. Morris, D. Karger, M. F. Kaashoek, and H. Balakrishnan. Chord: A scalable peer-to-peer lookup service for Internet applications. In *Proc. SIGCOMM*, 2001.
- [7] B. Zhao, J. Kubiatowicz, and A. Joseph. Tapestry: An infrastructure for fault-tolerant wide-area location and routing. Technical Report UCB/CSD-01-1141, Computer Science Division, U. C. Berkeley, 2001.