



**HAL**  
open science

## Using a trace-based simulation tool to test the efficiency of error codes applied to wireless multimedia streaming

Julien Bourgeois, Adrien Henriet, Jérôme Lacan, Tanguy Pérennou

### ► To cite this version:

Julien Bourgeois, Adrien Henriet, Jérôme Lacan, Tanguy Pérennou. Using a trace-based simulation tool to test the efficiency of error codes applied to wireless multimedia streaming. EUROMEDIA' 05: Workshop on Distributed Multimedia Databases and Multimedia Adaptation - WDMDMA, Apr 2005, Toulouse, France. p.173-177. <hal-00396294>

**HAL Id: hal-00396294**

**<https://hal.science/hal-00396294v1>**

Submitted on 17 Jun 2009

HAL is a multi-disciplinary open access archive for the deposit and dissemination of scientific research documents, whether they are published or not. The documents may come from teaching and research institutions in France or abroad, or from public or private research centers.

L'archive ouverte pluridisciplinaire HAL, est destinée au dépôt et à la diffusion de documents scientifiques de niveau recherche, publiés ou non, émanant des établissements d'enseignement et de recherche français ou étrangers, des laboratoires publics ou privés.



HAL Authorization

# Using a trace-based simulation tool to test the efficiency of error codes applied to wireless multimedia streaming

Julien Bourgeois, Adrien Henriet  
Laboratoire d'Informatique de l'Université de Franche-Comté (LIFC)  
Centre de Développement Multimédia  
25201 Montbéliard Cedex, France  
{Julien.Bourgeois, Adrien.Henriet}@univ-fcomte.fr

Jerome Lacan, Tanguy Pérennou  
ENSICA-LAAS,  
1, place Emile Blouin, 31056 Toulouse cedex 5  
{jerome.lacan, tanguy.perennou}@ensica.fr

## Abstract

*This article presents an original method to validate the efficiency of the short length maximum separable distance forward error codes when using broadcasting mode in 802.11b/g multimedia streaming. Our method is based on real traces on which the forward error code will be mapped. Then, the quality of the streaming is evaluated by calculating the Peak Signal-to-Noise Ratio (PSNR).*

## KEYWORDS

Multimedia, FEC, error codes, simulation, wireless, streaming

## Introduction

The development of wireless networks bandwidth is changing the way to access to multimedia contents. WiFi, also known as 802.11b/g, is the most popular local wireless network. WiFi can communicate according to two modes: point to point and broadcast. Point to point communications offer reliability by ensuring retransmission of lost packets. The lost packets retransmission is managed by the MAC layer of 802.11b/g. When using broadcasting mode, the MAC layer does not manage retransmission of lost packets. Therefore, in a video streaming session, errors will occur and video quality will decrease. In this article, we propose to evaluate the benefit of using adaptive Forward Error Code (FEC) by calculating the Peak Signal-to-Noise Ratio (PSNR) of the transmitted videos. This experiment based on real traces ensures a result very close to the reality.

In the following section, we present conventional error control mechanisms. Section, discusses the efficiency of short-length MDS FEC. This efficiency is calculated using real experiments that generate traces. Simulations use these traces to obtain results. Section concludes the article and describes future work to be done.

## Conventional Error Control Mechanisms

In order to ensure packets transmission reliability, two essential types of mechanisms can be distinguished [3]:

- reactive mechanisms (ARQ: Automatic Repeat request): when a packet is lost, the transmitter retransmits

it. The packet loss indication can be carried out by the emission of positive or negative acknowledgments.

- proactive mechanisms (FEC: Forward Error Correction): the transmitter sends redundancy packets *a priori*, making it possible for the receiver to recover certain lost packets thanks to the redundancy packets. These packets are usually calculated by using block error correcting codes. These codes generate  $n - k$  redundancy packets starting from a set of  $k$  information packets (to be protected) so that the receiver can recover the  $k$  information packets as soon as it has received a sufficient number of packets among all the sent packets.

It should be pointed out that these two mechanisms are often combined by using acknowledgments to adjust the quantity of redundancy of FEC codes. Such a combination is often called Hybrid ARQ of type I (packets already received by the receiver are not combined with redundancy packets received after the retransmission request) or of type II (all packets that relate to the same block of  $k$  packets are used by the decoder). Being relatively flexible and easy to implement, reactive mechanisms are the most used in packet transmissions (in TCP for example). Proactive mechanisms are particularly used in multicast transmissions (where a redundancy packet allows to compensate for the loss of a different packet for each of the receivers). In addition, real-time transmissions which do not allow delays due to retransmissions, often use proactive mechanisms.

In the context considered here, i.e. real-time multicast video transmissions, the use of FEC is clearly the best solution.

Two main families of FEC can be distinguished: the Maximum Separable Distance (MDS) codes and the Low-Density Parity-Check (LDPC) ones. The MDS codes, often based on Reed-Solomon codes, have the property that the information packets can be recovered as soon as any  $k$  packets among the  $n$  sent ones are received. However, for long lengths ( $n > 500$ ), these codes, which have quadratic encoding and decoding complexities, become too costly in CPU. On the other hand, LDPC codes have linear complexity and then can be used with long lengths [4, 7]. However, they need more received packets (between 5 and 20% [6]) than MDS ones to recover the information packets, especially for short codes.

A strong constraint on FEC used for real-time transmissions is that they must have a short length. Indeed, the decoder

must necessarily wait the reception of the last packets to begin the decoding. Then it appears that the FEC codes which must be considered here are short-length MDS codes. Next Sections present an evaluation of these codes.

### Evaluating the short-length MDS FEC efficiency

To evaluate the efficiency of FEC codes, and extremely important point is to consider a realistic representation of the channel in terms of packet loss rate and losses distribution. Even if some modeling of the 802.11 channel losses were already proposed (see e.g. [8] ), we preferred consider real traces to evaluate the codes.

### Experiments

A platform of wireless tests was installed in order to collect IP broadcast packets loss measurements. It relies on an 802.11b infrastructure mode network, which comprises one access point, 10 nodes with an 802.11b interface, and one node with an Ethernet interface, directly connected to the access point. Various types of 802.11b interfaces (PCI, USB and PCMCIA) and material architectures (PC, laptop PC, Pocket PC) were used.

#### Methodology

First, a serie of 5 experiments was carried out during which all the nodes remained motionless. The nodes were placed at various places, with a distance of 0 to 4 walls with the access point. In a second series of 6 experiments, 4 of the nodes were mobile: each one was carried by an operator walking without a specified trajectory while always remaining in the range of the access point.

In each experiment, the fixed node *pacman* transmits a multicast MPEG1/RTP video-only stream, which consisted of 300 to 1400 bytes packets with a mean bandwidth of 500kbps. Each experiment is approximately 90 seconds long. The video stream is produced by the Java Media Studio application and is broadcasted in multicast on the wireless network. The transmitter is fixed in all of the experiments and remains close to the access point, with a minimal attenuation of the signal on the corresponding link. The resulting MAC packets are automatically re-emitted by the access point towards 9 nodes over the wireless network, and 1 node over the Ethernet.

Thus, each experiment made it possible to record the sequence numbers of the RTP packets actually received by each receiver. In 802.11b, there is no acknowledgement nor retransmission in the MAC layer for broadcasted packets [1]. Hence, a received UDP packet was transmitted only once from the transmitter towards the access point and then towards the receivers. By making the assumption that no packet is lost on the Ethernet, the Ethernet receiver *serveur-mitv* allows the measurement of MAC losses over the uplink between the transmitter and the access point, the wireless receivers allowing to measure the additional MAC losses over the downlink.

### Results

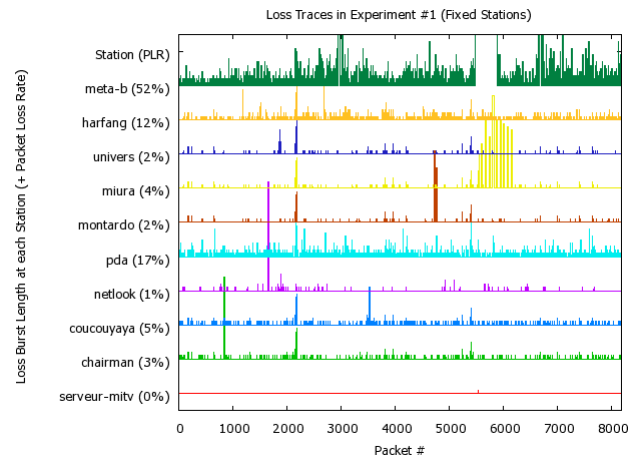


Figure 1. Traces of packets loss with fixed stations

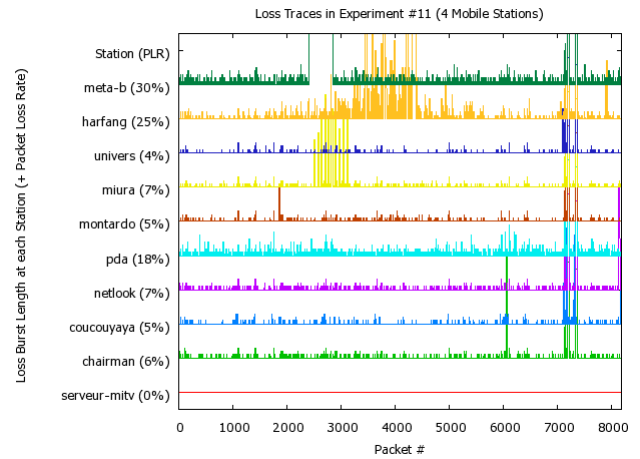


Figure 2. Traces of packets loss with mobiles stations

The 5 experiments, where all the nodes were fixed, produced similar traces, just as the 6 experiments with mobile nodes. We can see here that the mobility isn't a significant factor who influence in packet lost. Figures 1 and 2 gives the traces of one of the experiments with fixed stations and one with mobile stations (*pda*, *miura*, *montardo* and *harfang*). The *x*-axis corresponds to the sequence of transmitted packets and the *y*-axis illustrates the burstiness of packet losses for each station. The receiving stations are listed on the left. The percentage given after the station name is the packet loss rate observed for this station in this experiment. Each line indicates if packet #*x* was received (lowest position) or lost (higher positions) by the corresponding station. Loss

bursts are represented by their length along the  $y$ -axis. To get an idea of the length of the bursts, consider that station loss lines are 10 losses apart. In experiment #1 for example, `serveur-mitv` does not lose any packet, which results in a straight line. In contrast `netlook` experiences a big burst of 32 packets starting at packet #1645 and a few other less important bursts: this results in an almost straight line with a high peak for the 32-packet long burst and a few smaller peaks corresponding to bursts of 1, 2, 3 or 5 packets. Finally, `pda` experiences a lot more loss bursts (255 bursts have a length greater than 1, generally 2, 3, 4, or 5 packets long), which results in a very irregular line. The ten receiving stations are classified on the  $y$ -axis from the nearest to the most distant with respect to the access point, except for `meta-b` which is close to the access point but receives few packets due to hardware limitations.

The experiments show that practically no data is lost on the uplink, and that many losses are observed on the downlink. They are related to the used material, the position of the fixed receiver or to mobility. Some simultaneous bursts attest the occurrence of important disturbances on the downlink, which could not be diagnosed. The peaks of very important amplitude recorded on `meta-b` reveal a disconnection phase due to a hardware configuration problem.

More generally, a considerable quantity of packets are lost in bursts, which can be temporally correlated for a given receiver and/or spatially correlated for several receivers. The peaks observed for each individual receiver of Figure 2 denote temporal correlation. Spatial correlation can be observed too when peaks occur for the same packets, as in e.g. experiment #1 for packets #2168 to #2088, which are simultaneously lost by all stations except `serveur-mitv` and `netlook`. An analysis of these correlations can be found in [5].

### Simulation driven by traces

To evaluate the efficiency of the FEC codes applied to a video sequence, one solution is to count the ratio between well-received and lost packets. If this solution can show the theoretical efficiency of the FEC codes, it does not show the real efficiency of the FEC codes applied to a video sequence. The idea is to calculate the PSNR of the received video. Indeed of the methodology, and the type of trace, we can't know the size of each packet, and so, can't have a more realistic simulation based not only on packet, but on data. This isn't a limitation, because of the structure is the same, and be relatively near a real situation.

#### Methodology

As described in figure 3, our simulation tool takes two inputs: a movie and the experiment trace file described in section . The movie is the Foreman, a reference sequence for testing multimedia platform. The aim of our tool is to compute the PSNR of the movie when packets are lost according to the trace file. This PSNR represents the available quality for the client for each decoded frame of the stream. Indeed, during

multimedia streaming the lost packets will not have the same effect on the video quality. Some packets will seriously affect the visual quality of the video whereas others will not. This difference depends on various parameters like the kind of lost packet, the moment in the group of pictures (GOP) the packet is lost, etc. In fact, if the last P-frame of a GOP is lost, the quality will not be affected because, just after this image, an intra image will be decoded. As the last P-frame of a GOP and the first I-frame of the following GOP do not have any temporal dependances, only one frame will be damaged. An another example is when a packet is lost on an P-frame just before a camera movement. The resulting image will be damaged but the camera movement will delete this error. That is why it is necessary to calculate the PSNR and not just to count the lost packets to evaluate the resulting video quality.

Our simulation tool can compute the PSNR with or without the short-length MDS FEC. In fact, it can apply any kind of processing on the packets. Our simulation tool is composed of two main boxes: the Simulation Box and the PSNR Box.

The Simulation Box is composed of `mplayer` an open-source movie player and the Damager which is able to alter the packets transmitted by `mplayer`. The Damager does not randomly alter the packets, it takes as input the trace file generated in section . When a packet is generated in `mplayer`, the Damager alters it or not according to the trace file. It can also take an error code information into account. Here, we use our short-length MDS FEC as a plugin for the Damager. This plugin modifies the trace file by correcting the lost packets when it is possible.

The PSNR Box receives only images, not packets. `MPlayer` receives packets and generates Portable Network Graphic (PNG) images. These images are then gathered by the PSNR Box which converts them into a raw format and then computes the PSNR. The output of our simulation tool is a text file which contains the PSNR for each generated image.

#### Results

The three figures 4, 5 and 6 show the PSNR of the movie Foreman visualized respectively by the client "coucouyaya", "meta-b" and "harfang" in the mobile environment. Strong or light FECs represent the minimum size of the redundancy information in the code. The solid curve represents the PSNR of video sequence without any errors. The dotted curve shows the PSNR calculated when strong FECs are applied to the packets whereas the dashed curve presents the PSNR calculated when light FECs are applied to the packets. The dotted-dashed curve shows the PSNR of the transmission without error codes.

"Coucouyaya" receives the packets with few errors, that is why the three curves, PSNR with strong FECs, light FECs and without FECs are very close. The interesting thing to see is that the use of strong codes or light codes when there are no long bursts of errors is nearly equivalent.

"Meta-b" and "harfang" have nearly the same error profile: lots of errors, and long bursts of errors. For these station, it is clear that the FECs enhance the visual quality of the video.

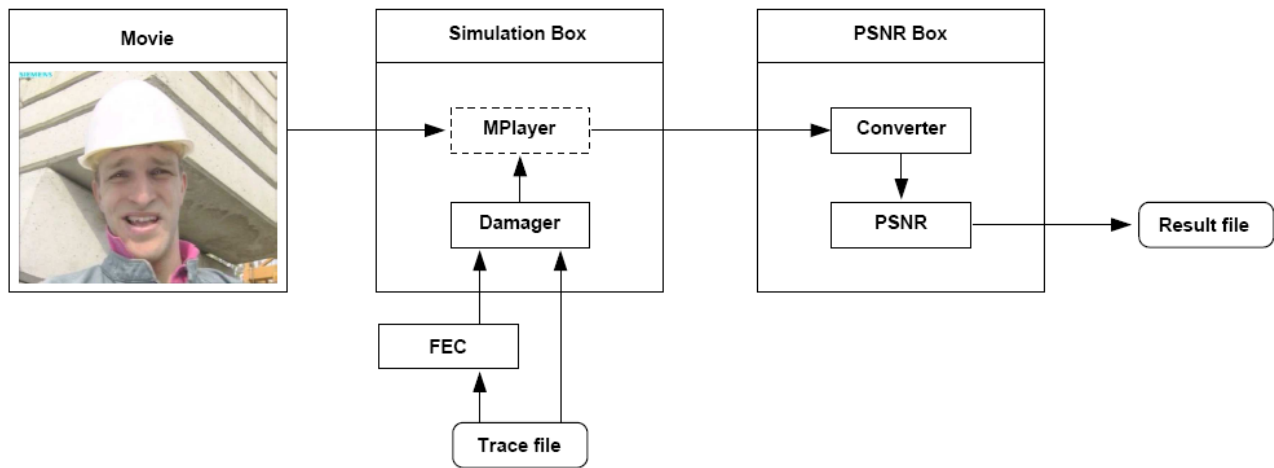


Figure 3. The simulation tool

But, when the bursts are too long, even the strong FECs can not correct the errors and retrieving the original content of the packets. This, is the second interesting fact taught by these experiments.

Thanks to these results, we can say that even strong FECs can not cope with long bursts as the stream will be interrupted. Strong FECs delay the interruption but do not avoid it. The second fact is that when there are no long bursts, light FECs are sufficient. As the strong codes need a lot more bandwidth than the light ones, the idea is to preferably use them. But, the problem of long bursts remains. Solutions will be investigated later.

### Conclusion and perspectives

We have presented our method to test the efficiency of the short length maximum separable distance forward error codes. Our simulation tool is able to calculate the quality of any streamed video by using trace files of previous transmission. The results show that the FECs can not cope with long bursts of error. They can delay the error but at last, the video quality will dramatically decrease.

Future works will have to deal with this problem. The idea we will have to experiment is the following. Light FECs are kept to deal with short bursts of error and an RTP mixer [2] capable of regenerating an I-frame is adding between the server and the clients to overcome the long bursts of error. When an interruption occurs, the RTP mixer will transform a P-Frame into a I-Frame, and then the video can continue thanks to this new GOP. With this mixed solution (reactive and proactive), the bigger part of the errors will be treated without adding too much traffic on the wireless channel.

### REFERENCES

[1] ANSI/IEEE Std 802.11. Wireless LAN MAC and PHY Speci-

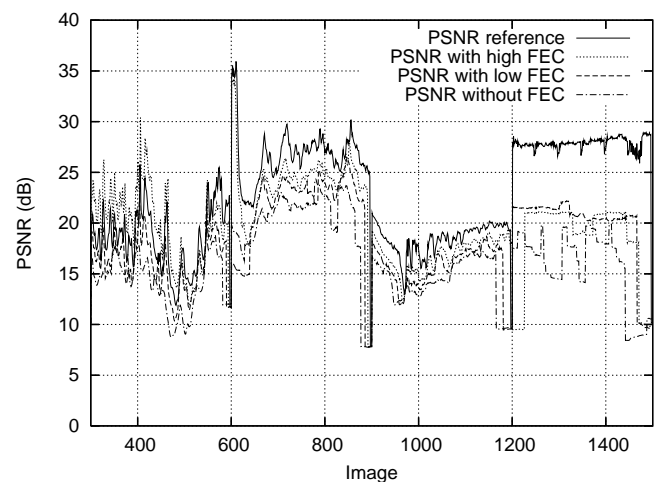
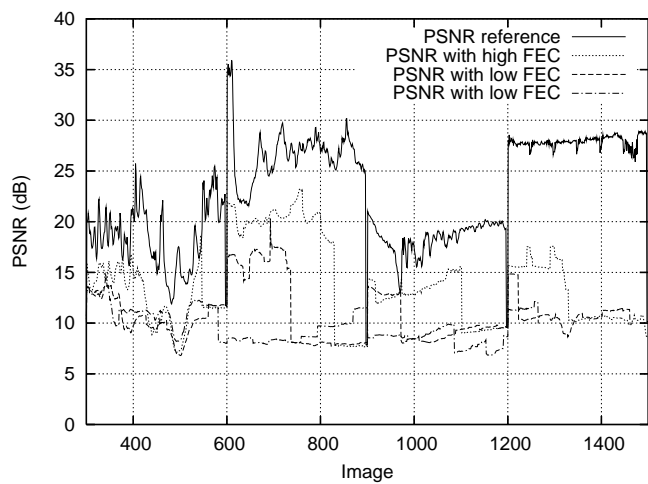


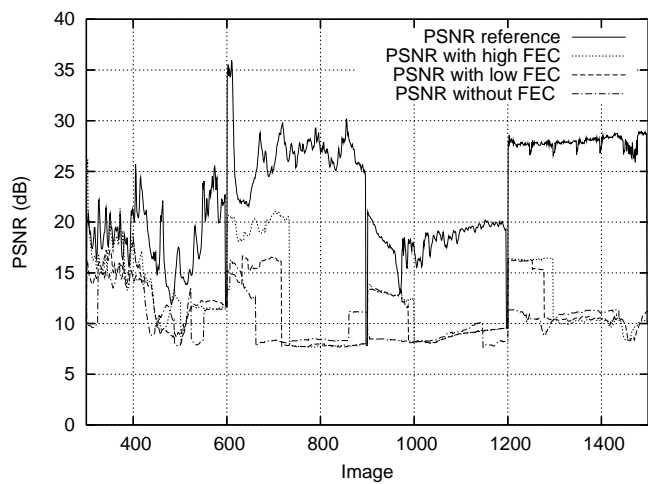
Figure 4. PSNR computation for coucouyaya

fications, 1999.

- [2] J. Bourgeois, E. Mory, and F. Spies. Video transmission adaptation on mobile devices. *Journal of Systems Architecture*, 49(10-11):475–484, November 2003.
- [3] S. Lin and D. Costello, Jr. *Error Control Coding: Fundamentals and Applications*. Prentice Hall, Englewood Cliffs, NJ., 1983.
- [4] M. Luby, M. Mitzenmacher, M. A. Shokrollahi, and D. A. Spielman. Efficient erasure correcting codes. *IEEE Transactions on Information Theory*, 47(2):569–584, 2001.
- [5] T. Perennou, J. Lacan, and H. Elnatour. évaluation de mécanismes de contrôle d’erreur pour des transmissions multi-points sur des réseaux de mobiles. *TSI*, To appear in 2005.
- [6] J. S. Plank and M. G. Thomason. A practical analysis of low-density parity-check erasure codes for wide-area storage applications. In *DSN-2004: The International Conference on Dependable Systems and Networks*. IEEE, June 2004.



**Figure 5. PSNR computation for metab**



**Figure 6. PSNR computation for harfang**

- [7] V. Roca, Z. Khallouf, and J. Laboure. Design and evaluation of a low density generator matrix (ldgm) large block fec codec. In *Fifth International Workshop on Networked Group Communication (NGC'03)*, Munich, Germany, September 2003.
- [8] C. Tang and P. McKinley. Modeling Multicast Packet Losses in Wireless LANs. In *Proceedings of MSWiM'03*, 2003.
- [9] Mplayer: open source movie player for Linux <http://www.mplayerhq.hu>.