



**HAL**  
open science

# A simple model for turbulence intermittencies based on self-avoiding random vortex stretching

Nicolas Rimbart

► **To cite this version:**

Nicolas Rimbart. A simple model for turbulence intermittencies based on self-avoiding random vortex stretching. 2009. hal-00391774v2

**HAL Id: hal-00391774**

**<https://hal.science/hal-00391774v2>**

Preprint submitted on 21 Oct 2009 (v2), last revised 7 Apr 2010 (v4)

**HAL** is a multi-disciplinary open access archive for the deposit and dissemination of scientific research documents, whether they are published or not. The documents may come from teaching and research institutions in France or abroad, or from public or private research centers.

L'archive ouverte pluridisciplinaire **HAL**, est destinée au dépôt et à la diffusion de documents scientifiques de niveau recherche, publiés ou non, émanant des établissements d'enseignement et de recherche français ou étrangers, des laboratoires publics ou privés.

# A simple model for turbulence intermittencies based on self-avoiding random vortex stretching.

Nicolas D. Rimbart  
Nancy University  
LEMTA, INPL-UHP-CNRS, 2 av. de la Forêt de Haye,  
F-54504 Vandoeuvre cedex

## Abstract

Whether statistics of turbulence intermittencies (between small and large eddies) shall be described by a log-Poisson, a log-stable probability density function or other, is still debated nowadays. In this paper, a bridge between polymer physics, self-avoiding walk and random vortex stretching is established which may help in getting a new insight on this topics. Actually a very simple relationship between stability index of the Lévy stable law and Flory's exponent stemming from statistics of linear polymer growth is established. Moreover the scaling of turbulence intermittencies with Reynolds number is also explained and the overall picture is made of vortex tubes of Kolmogorov length width (i.e. the smallest dissipative eddies) bend by bigger vortices of Taylor length scale (i.e. the mean dissipative eddies), themselves stretched by the bigger eddies in a continuous cascade. This results in a both simple and sound model with no fitting parameter needed.

## 1 Introduction

Since discovery of intermittencies (between small and large eddies) in turbulence by Batchelor and Townsend in 1949 (see Frisch [1], for a review including Richardson's first insights concerning turbulence: "*big whorls have little whorls, which feed on their velocity and little whorls have lesser whorls, and so on to viscosity*" a parody of a famous J. Swift's poetry which is the real guideline of this paper), there have been numerous debates on how to model properly this phenomenon. One of the first modelling is due to Obukhov and Kolmogorov [2] who predicted a lognormal law for the distribution of the dissipation of turbulence. Actually Kolmogorov [3], predicted this law in studies on pulverization/fragmentation and Oboukhov [4] used it in turbulence modelling. The next important step was the definition of "scale similarity" by Novikov [5]. This has led to a lot of interesting works on multifractal modelling of turbulence (again Frisch is a good reference; see also Evertz and Mandelbrot [6] for the definition of a multifractal measure) which ultimately resulted in multiscale analysis (for instance resorting to wavelets theory cf. [7]). However this has not led to any simple law. On the other side, in the wake of Mandelbrot work in economics (where log stable laws were widely used, a review can be found in ref. [8]), Kida [9,10] generalized the Kolmogorov-Obukhov results to a log-stable law with a stability index  $\alpha = 1.65$ . Lastly, the idea of a bridge between turbulence, vortex stretching, polymer growth and self-avoiding walk can be found in works of Chorin (see [11] for instance). However, no simple connection between them is established.

The purpose of this paper is to show that Kida's empirical analysis can be put on a more solid ground on the condition of changing the value of the stability parameter from 1.65 to  $1/\nu$  where  $\nu$  stands for the Flory exponent, well known in polymer physics (this leads to the value 1.70). Actually, in section 2, a bridge between Kuo's effective vortex stretching mechanism [12] and (linear) polymer growth is drawn leading to a mapping of one mechanism onto the other. Scaling properties of three dimensional self-avoiding walks are then used to obtain the results. In section 3, it is shown how this model can be successfully applied to a given set of experimental and numerical results. Lastly, the number of stretching and bending events is related to the ratio between the Taylor micro scale and the Kolmogorov scale, leading to a quite simple picture, very close to some insight of Tennekes [13] describing the worm-like structure of turbulent vortices.

## 2 Random Vortex Stretching

Partly following Kuo, a very simple way of modelling random vortex stretching can be obtained by simplifying the vorticity equation:

$$\frac{\partial \boldsymbol{\Omega}}{\partial t} + (\mathbf{v} \cdot \nabla) \boldsymbol{\Omega} = \boldsymbol{\Omega} \nabla \mathbf{v} + \nu \Delta \boldsymbol{\Omega} - \boldsymbol{\Omega} (\nabla \cdot \mathbf{v}) - \frac{1}{2} \nabla \frac{1}{\rho} \times \nabla p \quad (1)$$

Where  $\boldsymbol{\Omega}$  is, here, defined by  $\frac{1}{2} \nabla \times \mathbf{v}$  (so that it represents the antisymmetric part of the rate of strain tensor i.e. the rotation rate of fluid particles). The first term on the second hand stands for vortex stretching, the second term for viscous diffusion, the third term for vorticity increase related to vortex thinning and the last term is the baroclinic creation of vorticity. Neglecting the second and fourth terms (i.e. viscosity effects and baroclinic generation of vorticity) and setting

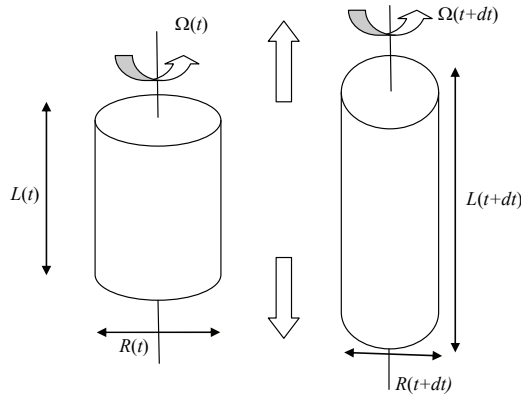
$$B(t) = \nabla \mathbf{v} \cdot \frac{\boldsymbol{\Omega}}{\|\boldsymbol{\Omega}\|} - \nabla \cdot \mathbf{v} \quad (2)$$

as the “effective stretching”, one gets

$$\frac{D\boldsymbol{\Omega}}{Dt} = B(t) \boldsymbol{\Omega}, \quad (3)$$

where  $D/Dt$  stands for the material derivative. According to Kuo, the random nature of the effective vortex stretching ensures that the vorticity shall evolve toward a log-normal distribution. This shall be examined further in the following sections; it will actually be shown that this hypothesis is not compatible with the topological constraints that affect a vortex line.

### 2.1 Angular acceleration and stretching



**Fig. 1: axial stretching of a portion of a vortex tube**

Consider a part of a vortex tube, of length  $L(t)$ , of radius  $R(t)$  and angular velocity  $\Omega(t)$ , submitted to an axial stretching (cf. Fig. 1). In non viscous flow, vorticity is conserved and materially linked to the fluid particles. Thus the following simple conservation equation can be written:

Mass conservation:

$$R^2 L = \text{constant}. \quad (4)$$

Angular momentum conservation:

$$R^2 \Omega = \text{constant}. \quad (5)$$

Angular velocity increase can thus be thought to be proportional to the vortex length increment. Note that this analysis is similar to the pioneering works of Lagrange, Helmholtz, Kelvin, Cauchy,...etc. (see [14], for a more rigorous approach and a review. More details on the present, simpler, analysis can be found in [15]). Using (3) this can be summed up into a continuous time stochastic multiplicative process of the form:

$$DL_t = B_L(t)L_tDt . \quad (6)$$

Or using the logarithmic derivative, one gets:

$$D \ln L_t = B_L(t)Dt . \quad (7)$$

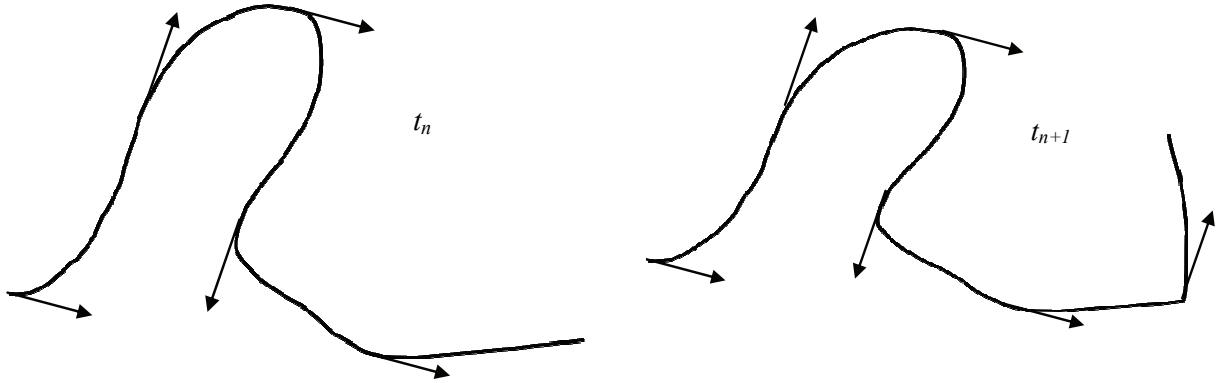
The effective stretching  $B$  is *a priori* an unknown random variable (and is *a priori* different in (3) and (7) since in this process the vector nature of equation (3) is lost). The next section will determine which scaling constraint the random variables  $B$  shall obey to but, for the sake of simplicity, continuous time process (7) will be turned into a discrete time process: introducing the Hencky logarithmic strain  $H = \ln L$ , (7) reads:

$$H_{t+dt} - H_t = \ln L_{t+dt} - \ln L_t = B_L(t)dt \quad (8)$$

Now, let us consider only the time step  $(t_l, \dots, t_n)$  where a “bending event” of a vortex tube do occur, then one gets:

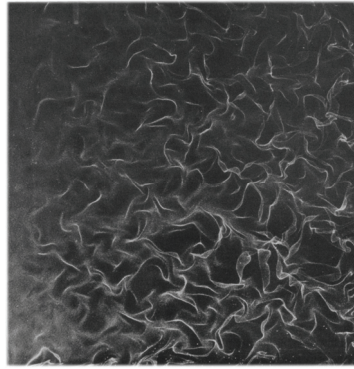
$$H_{t_{n+1}} - H_{t_n} = \int_{t_n}^{t_{n+1}} B_L(t)dt \quad (9)$$

where the exact properties of the stochastic integral is purposely left undetermined. For the definition of a bending event confer to Fig. 2: let us define it as the time instant where a new cusp of a given angle (for instance  $\pi/2$ ) appears on the vortex line. Actually the use of the word “cusp” is a loose approximation since it is unlikely that the vortex tube develop an exact singularity.



**Fig. 2: turning the continuous cascade of bending events into a discrete one. A bending event is defined by the appearance of a new quasi-cusp on the vortex line: the angle between two successive tangent vectors to the line is equal to a given number (for instance  $\pi/2$  in the considered case)**

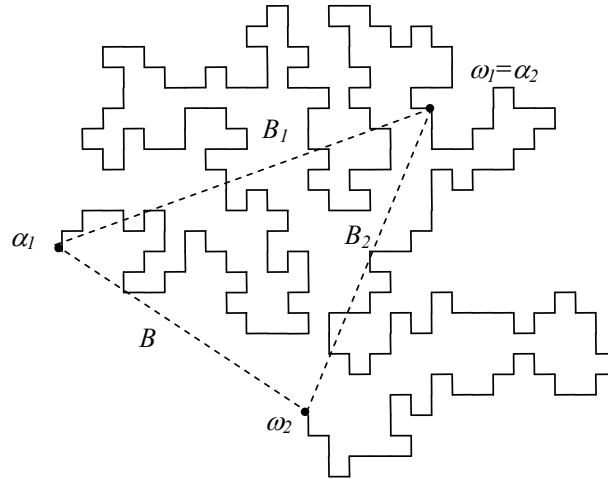
## 2.2 Topological constraint on a vortex tube and self-avoiding walk



**Fig. 3: Wrinkling of a fluid surface in isotropic turbulence: Karweit, John Hopkins Univ. 1968 [16]. Here, material lines are stretched, but a clear analogy with vortex tubes can be made, since they can be considered as materially linked to the fluid [14]. (reprinted with permission of the author).**

To obtain the simple equation (7), several simplifications and hypotheses have been made; especially viscosity has been neglected. This hypothesis withholds as long as the finer scale of turbulence known as the Kolmogorov scale  $\eta$  has not been reached. At this scale viscosity and inertial term balance each other, so that the former can turn the latter into heat. In this paper the following assumption is made: the fluid possesses a null viscosity till the Kolmogorov scale is reached, where viscosity is applied. Neglecting viscosity ensures that Helmholtz theorem on vorticity conservation do apply [14]. As a sequel to this theorem, vortex line cannot intersect each other. Therefore a vortex tube shall obey (3) or (7) under the constraint of non intersection.

Though vortex are mainly found in turbulent flows in the form of vortex tubes or “worms” and, sometimes, vortex sheet, the assumption of simple vortex lines will be maintained in the following for the sake of simplicity. Yet, a vortex sheet can be considered as a set of vortex lines as a material surface can be considered as a set of material line: this is what visualisation by line of hydrogen bubble (cf. Fig. 3 and [16]) suggests: each material line seems to be compelled to self avoidance. Though in these experiments, it is some material lines that are stretched, a clear analogy with vortex tubes can be made since the latter can be considered as materially linked to the fluid [14] (moreover hydrogen bubbles have a tendency to migrate toward the low pressure centre of vortices). Note also that vortex lines since they are infinitesimally thin, cannot *stricto sensu* be submitted to stretching: only vortex tubes can be stretched cf. [15]. So, let us look at the ways a vortex tube/line can fold itself under the combined constraint of effective stretching and self avoidance. Leaving the dynamics aspect (7) of vortex line folding apart, it is clear that, using (9) and considering Fig. 2, the kinematics aspects can be fully translated in the world of linear polymers growth or equivalently of self-avoiding walks: actually a linear polymer chain of  $N$  monomers is an archetype of self-avoiding walk. It is a random walk on a lattice where each direction is chosen randomly at each step but with the constraint that it cannot trespass where it has already passed. Fig. 4 gives the simple picture of a bi-dimensional self-avoiding walk or 2D SAW on a square lattice (which will be used for the sake of simplicity though the overall picture is three dimensional).



**Fig. 4: Example of a bi-dimensional self-avoiding walk and its decomposition into two sub walks**

According to Flory's pioneering work in polymer physics (see De Gennes [17], for instance), some scaling properties concerning the equivalent radius of a polymer chain of  $N$  monomers can be established. Let  $N_N(\mathbf{r})$  be the number of chains of  $N$  monomers of equal size  $a$  going from the origin to point  $\mathbf{r}$ . Let

$$p_N(\mathbf{r}) = \frac{N_N(\mathbf{r})}{\sum_{\mathbf{r}} N_N(\mathbf{r})} \quad (10)$$

be the probability distribution of chain of length  $N$  and let the gyration radius be defined by:

$$R = \left( \int_0^\infty \mathbf{r}^2 p_N(r) dr \right)^{1/2} \quad (11)$$

Then it is known that:

$$R \cong aN^\nu \quad (12)$$

Where  $\nu$  is a universal scaling exponent, called Flory's exponent, whose value is appreciatively  $3/5$  (.588 according to numerical simulations cf. Sokal [18]) in a three dimensional space. For the sake of simplicity we will consider that  $a = 1$  from now on. The question which still has to be answered is how the flow maps a piece of vortex tube into a self-avoiding walk similar to that of Fig. 4.

### 2.3 Self-avoiding walk and Lévy-stable stretching

Actually the answer can be quite straightforward: the vortex must be strained and bent so as to map onto the self-avoiding walk. But differing from Fig. 4 where each step is equally sized, there is no *a priori* reason that the average step size or standard deviation thereof shall be defined and finite. We shall yet make the hypothesis that the average step size is defined and finite (but not necessarily its standard deviation) and we will consider that the actual number of steps is related to the number of bending events. Making the hypothesis that each bending event is associated to a stretching event and considering the Hencky strain  $H = \ln L$ , the latter can be considered to be a good approximation to the number of steps i.e.  $N \approx H$ . Since the average deviation of the size steps may eventually not be defined, let us define  $\alpha$  as the greatest number such that

$$\int_0^\infty \mathbf{r}^\alpha p_1(r) dr < \infty \quad (13)$$

Then the following definition

$$\sigma = \left( \int_0^\infty r^\alpha p_H(r) dr \right)^{1/\alpha} \quad (14)$$

leads to a finite integral so that (14) can supersede (11) and  $\sigma$  can be considered as a new gyration radius. From the preceding hypotheses concerning the finite average size and possibly infinite standard deviation, one gets that  $1 < \alpha \leq 2$ .

Now, let us have a look at the scaling properties of this model. Consider that the number of steps is high enough and that the  $H$  step-SAW created by the random effective stretching  $B$  can be divided into two SAW, named  $B_1$  and  $B_2$ , each having  $H_1$  and  $H_2$  steps (cf. Fig. 4). The following equation is quite obvious:

$$H = H_1 + H_2 \quad (15)$$

And assuming that equation (12) is still verified and takes the shape,  $\sigma = H^\nu$ , this leads to:

$$\sigma^{1/\nu} = \sigma_1^{1/\nu} + \sigma_2^{1/\nu} \quad (16)$$

Equation (15) indicates that  $H$  shall belong, as a random variable, to the family of Lévy stable law (cf. Feller [19]). To justify this assertion, let us recall that the number of steps is the results of the discrete stochastic process referred in equation (9). As such the number of steps at a given time is indeed a random variable. From (14),  $\sigma$  can thus be considered as the scaling parameter of the stable law and, using a summing property of these laws, (15) leads to  $\sigma^\alpha = \sigma_1^\alpha + \sigma_2^\alpha$  suggesting that the stability index  $\alpha$  shall be taken equal to  $1/\nu$  so as to recover (16) and more generally (12). Note that the (self-intersecting) case  $\nu = 1/2$  leads to Kuo's lognormal model. To conclude this section, the analogy between polymer growth and vortex stretching is summarized in Table 1.

**Table 1: analogy between polymer growth and vortex stretching**

	Number of elements	Radius	Relation
Polymers	$N$	$R$	$R = N^\nu$ or $N = R^{1/\nu}$
Vortices	$H$	$\sigma$	$\sigma = H^{1/\alpha}$ or $H = \sigma^\alpha$

### 3 Interpretation of some previous experimental results

Following Novikov [5,20], the spatial distribution of the rate of turbulent energy dissipation  $\varepsilon$  is thought, as  $\varepsilon$  represents the death of bigger eddies, to give a proper picture of Richardson turbulent cascade. Actually  $\varepsilon$  is never directly measured and, as described by Frisch<sup>1</sup>, a bridge between intermittency model based on dissipation and intermittency model based on velocity increment is mostly used. According to Kolmogorov refined similarity hypothesis the following relation (also known as four-fifth law) can be obtained

$$\left| u(x+r) - u(x) \right|^3 = -\frac{4}{5} \varepsilon_r r \quad (17)$$

where  $\varepsilon_r$  stands for the dissipation averaged on a sphere of radius  $r$ . Then following Tennekes and Lumley [21], one gets:

$$\varepsilon = \overline{v\omega^2} \quad (18)$$

Thus the law of  $\ln(|v(r)|)$  or  $\ln(\varepsilon)$  shall follow the law of  $\ln(|\omega|)$  (or even  $\ln(|\partial u / \partial x|)$ ) up to a scaling factor and a translation. Anyway these laws shall be Lévy stable with stable parameter  $1/\nu$  and an asymmetry parameter  $\beta$ , equal to minus one. The last condition stems from the fact that it implies that every positive moments of the log-Lévy law are defined and finite.

### 3.1 Comparison to Kida previous results

Fig. 5 shows the fitting of such a Lévy stable law to Stewart *et al.* [22] atmospheric turbulence data. The result gives  $\alpha = 1.684$  which is closer to  $1/\nu$  than the value 1.65 previously used by Kida [10] but obtained without directly fitting the probability density function or PDF (the fitting procedure is described in [23]). Actually, Kida's value of 1.65, had been previously obtained by fitting the scaling parameter of the moments of the distribution [9]. The following set of definition is used in this description: the  $p^{\text{th}}$  order hyper-flatness of the velocity increment is defined as

$$H_p(r) = \frac{\langle |u(x+r) - u(x)|^p \rangle}{\langle |u(x+r) - u(x)|^2 \rangle^{p/2}} \quad (19)$$

and the scaling parameter  $\xi_p$  as :

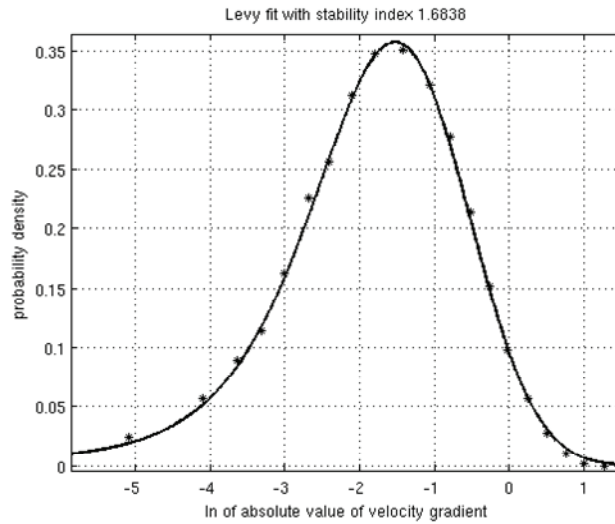
$$H_p = \exp(\xi_p) \quad (20)$$

If  $\varepsilon_r$  is log-stably distributed with  $\beta = -1$  and using Kolmogorov four-fifths law, this yields

$$\langle \varepsilon_r^q \rangle = \exp \left[ qm_{\ln \varepsilon_r} - \frac{\sigma^\alpha}{\cos\left(\frac{\pi\alpha}{2}\right)} q^\alpha \right] \quad (21)$$

And then

$$\xi_p = -\frac{\sigma^\alpha}{\cos\left(\frac{\pi\alpha}{2}\right)} \left\{ \left(\frac{p}{3}\right)^\alpha - \frac{p}{2} \left(\frac{2}{3}\right)^\alpha \right\} \quad (22)$$



**Fig. 5: Fitting of the PDF of Stewart *et al* [22], with a stable law; Stability parameter is found to be 1.684**

Unfortunately, error bars around values of these moments increase with the order of the moments considered since poorly resolved tails of the distribution are more and more solicited. Moreover knowledge of the PDF is only equivalent to the knowledge of all the moments of the distribution (i.e. an infinite number of moments!). Lastly a distribution having a discrete support (like a Poisson distribution) or a continuous support (like a stable law) may yield similar set of moments (up to a given order) whereas they are both physically and fundamentally different (due to the topological nature of their support). These arguments point out that the moments of a PDF may not be the most appropriate way to describe



accurately a PDF and that a direct fitting of the PDF, whenever available, shall be preferred. Yet some scaling properties of these moments with Reynolds number will be used in the forthcoming section and it will shed a new light on the cascade of stretching events described in previous sections.

### 3.2 Scaling of hyper flatness with Reynolds Number and Tennekes' simple model for the small scale structure of turbulence

Before going on, let us discuss a bit further the way structure functions can be related to vortex distribution. Actually most values of Rimbert and Séro-Guillaume [24], which will be used in the present description have been taken in the near-dissipation range ( $\eta < r < 10\eta$ ) where, according to Chevillard [25] *et al.*, turbulence intermittencies are known to be “rapidly increasing”. This may actually be related to the fact that it is precisely the range of scale where the velocity difference is a proper picture of Richardson turbulent cascade. Let us have a look at how, in this modelling, structure function can be computed:

$$\langle |u(x+r) - u(x)|^p \rangle = \int |u(x+r, \omega) - u(x, \omega)|^p d\mathbf{P}(\omega) \quad (23)$$

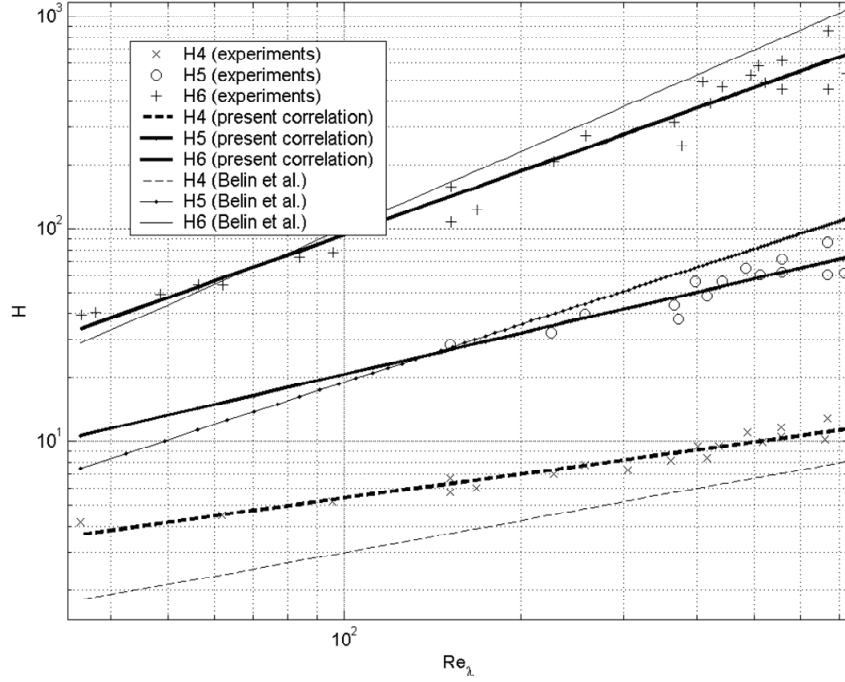
Where  $\omega$  is a random event (i.e. a realization of the vortex tangle) whose probability measure is  $\mathbf{P}(\omega)$ . Now let us assume that point  $x$  is in the neighbourhood of a stretched vortex of radius  $R$  (actually  $R(\omega)$ ). If  $r < R$  then both measurements point in the structure function can be located inside the vortex (let us call this case 1) whereas when  $r > R$ , at most one point can be located inside the vortex (case 2: one point outside and case 3: two points outside). In the near dissipation range, it will be assumed that viscosity is still non existent so that velocity can be assumed to be that of a solid rotation at an angular velocity of  $\Omega$  inside the vortex. Outside it is the result of the application of Biot-Savart law, the vortices and their intensity superseding the electric wires and their current (Lamb [14], chapter VII). Since the geometry of the current is random and somewhat unknown (it is a tangle of random self-avoiding vortices), the velocity outside a vortex can be assumed to be a random variable whose expectation is equal to the mean fluid velocity. Anyway, in case 2 or 3,  $u(x+r)$  and  $u(x)$  are not much correlated and their contribution to the structure function is hard to figure, whereas in case 1, one gets (appreciatively):

$$u(x+r) - u(x) = r\Omega \quad (24)$$

Actually the hypothesis that the fluid is in solid rotating motion (i.e. a Rankine vortex) is not necessary. Since  $r$  is kept fixed, the only thing that matters, is that, velocity increment at fixed  $r$ , and  $\Omega$  shall be proportional. So that it still works if the vortex is, for instance, a Lamb or a Burgers [26] vortex. Finally, one gets:

$$\langle |u(x+r) - u(x)|^p \rangle = \int r^p \Omega(\omega)^p d\mathbf{P}(\omega) = r^p \int \Omega^p d\mathbf{P}(\Omega) \quad (25)$$

And structure function can be related to moments of the distribution of vorticity. Actually this can only happen in case 1 which is more frequent in the near-dissipation range. This may explain the so-called increase of turbulent intermittencies in this range. This seems also to agree with Hatakeyama and Kambe [27] results for the first, second and third order structure function: they, for instance, showed that Kolmogorov four-fifth law is precisely valid in the near-dissipation range.



**Fig. 6: scaling of hyper flatness with Reynolds number up to a Taylor scale based Reynolds number of 750 (cf. [24])**

Combining the fitting of the scaling of hyper flatness with Reynolds number of the kind  $H_p = a(p).Re_\lambda^{b(p)}$  (cf. Fig. 6, result are summed up in Table 2) and using equations (19-22), this has led to the following scaling relation (cf. [24] for details)

$$\sigma^\alpha \sim \left[ (1,06 \pm 0,08) \cdot \ln(\sqrt{Re_\lambda}) \right] + 0,00 \pm 0,20 \quad (26)$$

common to all the hyper-flatness taken into account (i.e.  $p = 4, 5, 6$ ). In this work a thorough attention to incertitude determination was made (using standard techniques, see Beck and Arnold [28], for instance). Moreover both numerical simulations (Kerr [29]) and experimental results (Belin [30] *et al.*) have been used to obtain that correlation. Note that changing the value of the stability index from 1.65 to 1.70 does not change the overall analysis but the results are now on the extreme side of the 95% confidence interval.

**Table 2: scaling of hyper flatness with Reynolds number [24]**

Order	Hyper-flatness	Moment scaling parameter
4	$H_4 = 0,95.Re_\lambda^{0,376}$	$\xi_4 = 0.38 \ln(Re_\lambda) - 0.045$
5	$H_5 = 1,07.Re_\lambda^{0,642}$	$\xi_5 = 0.64 \ln(Re_\lambda) + 0.069$
6	$H_6 = 0,99.Re_\lambda^{0,989}$	$\xi_6 = 0.99 \ln(Re_\lambda) - 0.013$

Now, let us recall that the ratio between Taylor scale  $\lambda$  and Kolmogorov scale  $\eta$  is equal [21] to:

$$\frac{\lambda}{\eta} = 15^{1/4} \cdot Re_\lambda^{1/2} \quad (27)$$

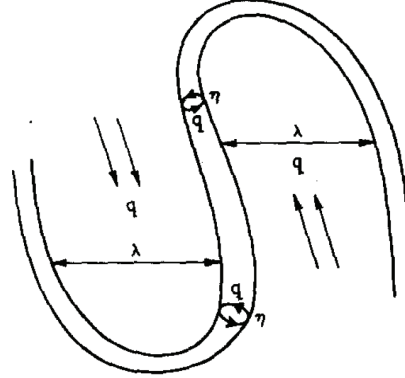
So that (26) leads to

$$\sigma^\alpha \approx \ln\left(\frac{\lambda}{\eta}\right) \quad (28)$$

Where  $\lambda$  stands for the Taylor length scale i.e. the mean size of the dissipative eddies. Moreover following section 2.3 this equation also reads

$$H \approx \ln\left(\frac{\lambda}{\eta}\right) \quad (29)$$

This means that the Hencky strain i.e. the number of stretching and bending events needed to describe the self-avoiding vortex is related to the ratio between the Taylor micro scale and the Kolmogorov scale.



**Fig. 7: Tennekes' simple model for the small scale structure of turbulence [13] (reprinted with permission of the AIP).**

The picture that is suggested can be related to Tennekes [13] simple model for the small scale structure of turbulence (cf. Fig. 7): a population of vortices of the size of the Taylor microscale is stretching and stretched into a population of vortex tubes whose radii are of the order of the Kolmogorov scale. As Tennekes pointed out by making a budget of turbulent energy dissipation per unit volume: the following classic relationship is recovered:

$$\varepsilon = \nu \frac{q^2 \eta^2}{\eta^2 \lambda^2} = \nu \frac{q^2}{\lambda^2}, \quad (30)$$

where  $q$  stands for the scale of velocity fluctuation.

## 4 Conclusion

In this paper, a bridge between vortex stretching and linear polymer growth has been drawn leading to log stable law of stability parameter inversely proportional to the Flory exponent. The number of stretching and folding stage needed to map a vortex onto a three dimensional self-avoiding walk has been proved to be the logarithm of the ratio between the Taylor micro scale (i.e. the size of the mean dissipative eddies) and the Kolmogorov scale (i.e. the size of the smallest dissipative eddies). For the time being, this modelling has been verified on four independent sets of experimental and numerical results (Stewart *et al.* [22]; Anselmet *et al.* [31]; Kerr [29]; Belin [30] *et al.*) giving it some generality. The last unanswered question is whether changing definition (11) by definition (14) does change the value of the scaling exponent  $\nu$  and  $\alpha$  or not. Actually  $\alpha$  should now be properly defined by the following relationship (where long self-avoiding walks of  $N$  unitary steps are considered):

$$\alpha / \text{Lim}_{N \rightarrow +\infty} \frac{1}{N} \int_0^{+\infty} |\mathbf{r}|^\alpha p_N(r) dr = 1, \quad (31)$$

(again the answer would be  $\alpha = 2$  in the case of self-intersecting walks). Test using numerical and statistical sorting [18] of  $N$ -steps self-avoiding walks could answer to this question.

How interesting this modelling may be (since it does not contain any free parameter, actually, values of Taylor and Kolmogorov scales depend on the experiment taken into account), let us emphasis that it can only be considered as a kinematic description: it shows a possible way for the vortices to evolve. The dynamics of vortex evolution is another matter that should be taken into account (this shall be rather simple, in the inertial range, but boundary conditions on the integral scale and Kolmogorov scale are another, tougher, matter).

The goal of this work would be, for instance, to explain the relaxation mechanism of homogeneous and isotropic turbulence [32]. Other topics of interest would be the introduction of transitions in the behaviour of vortices (for instance vortex breakdown or reconnections cf. Tabeling and Willaime [33], Chorin [11]) which may lead to some change in the modelling (maybe in the value of the stability parameter). Lastly reconnection with the pioneering work of Kolmogorov on pulverization (cf. [23]) which has been the very incentive of this work will be considered in some forthcoming papers.

## 5 Bibliography

- [1] U. Frisch *Turbulence The legacy of A.N. Kolmogorov* Cambridge (1995)
- [2] A.N. Kolmogorov., *On the logarithmically normal law of distribution of the size of particles under pulverization* Dokl. Akad. Nauk. SSSR **31**, 99 (1941).
- [3] A.N. Kolmogorov., *A refinement of previous hypotheses concerning the local structure of turbulence in a viscous incompressible fluid at high Reynolds number* J. Fluid Mech. **13**, 82-85, (1962)
- [4] A.M. Obukhov *Some specific features of atmospheric turbulence* J. Fluid Mech. **13**, 77-81, (1961)
- [5] E.A. Novikov, Dokl. Akad. Nauk SSSR **168**, 1279, (1966) [Sov. Phys. Dokl., **11**, 497 (1966)]
- [6] C.G. Evertz and B. Mandelbrot *Multifractal Measures* Appendix B. to H.O. Peitgen , H. Jürgens , D. Saupe *Chaos and Fractals, New Frontiers of Science* Springer (1992)
- [7] M. Farge *Wavelet Transform and their applications to turbulence* Annu. Rev. Fluid Mech. **24**:395-457 (1992)
- [8] B.B. Mandelbrot *The Fractal geometry of nature* Freeman (1977)
- [9] S. Kida *Log-Stable Distribution and Intermittency of Turbulence* J. Phys. Soc. of Jap. **60**, 1, 5-8, (1991)
- [10] S. Kida *Log-stable distribution in turbulence* Fluid Dyn. Res. **8**, 135-138, (1991)
- [11] A.J. Chorin *Vorticity and Turbulence* Springer (1994)
- [12] K. Kuo *Principles of Combustion* 1<sup>st</sup> edition Wiley interscience (1986)
- [13] H. Tennekes, *A simple model for the small scale structure of turbulence* Phys. Fluids, **11**, 3 (1968)
- [14] H.Lamb *Hydrodynamics* Cambridge University Press (1932)
- [15] J.P. Vanyo *Rotating Fluids in Engineering and Science* Butterworth-Heinemann (1993) (2001 for the Dover reprint edition)
- [16] M. Van Dyke *An album of fluid motion* Parabolic Press (1982)
- [17] P.G. De Gennes *Scaling Concept in Polymer Physics* Cornell University Press (1979)
- [18] A.D. Sokal *Monte Carlo Methods for the Self-Avoiding Walk in Monte Carlo and molecular dynamics simulations in polymer science* by Kurt Binder Oxford University Press, (1995) or arxiv:hep-lat/9405016 (1994)
- [19] W Feller. *An Introduction to Probability theory and its Applications Vol.II* John Wiley & Sons (1966)
- [20] E.A. Novikov.. *Infinitely divisible distributions in turbulence* Phys. Rev. E, **50** 50-52 (1994)
- [21] H. Tennekes and J.L. Lumley *A first Course in Turbulence* MIT Press (1972)
- [22] R.W. Stewart, J.R. Wilson and R.W. Burling *Some statistical properties of small scale turbulence in an atmospheric boundary layer* J. Fluid Mech., vol. **41**, 141-152, (1970)
- [23] N. Rimbert and O. Séro-Guillaume *Log-Stable laws as asymptotic solutions to a fragmentation equation: application to the distribution of droplets in a high Weber number spray* Phys. Rev. E. **69**, 056316 (2004)
- [24] N. Rimbert and O. Séro-Guillaume *Extension of the Kida log-stable law in Turbulence* C.R. Mecanique **331** (2003)
- [25] L. Chevillard, B. Castaing, and E. Lévêque *On the rapid increase of intermittency in the near-dissipation range of fully developed turbulence* Eur. Phys. J. B **45**, 561–567 (2005)
- [26] J. M. Burgers *A mathematical model illustrating the theory of turbulence* Adv. Appl. Mech. **1**, 171 (1948).
- [27] N. Hatakeyama and T. Kambe *Statistical laws of Random Strained Vortices in Turbulence* Phys. Rev. Lett. **79**, 1257-1260, (1997)
- [28] J.V. Beck and. K.J Arnold *Parameter Estimation in Engineering and Science*, Wiley (1977)
- [29] R. M. Kerr. *Higher-order derivative correlations and the alignment of small-scale structure in isotropic numerical turbulence* J. Fluid. Mech. **153**, 31-58, (1985)
- [30] F. Belin, J. Maurer, P. Tabeling and H. Willaime *Velocity gradient distributions in fully developed turbulence : an experimental study* Phys. Fluids **9** (12), 3843-3850 (1997)
- [31] F. Anselmet, Y Gagne, E.J. Hopfinger and R.A Antonia. *High-order velocity structure function in turbulent shear flows*, J. Fluid. Mech. **140**, 63, (1984)
- [32] G. Comte-Bellot and S. Corrsin *The use of a contraction to improve the isotropy of grid-generated turbulence.* J. Fluid Mech. **25**, 657 (1965)
- [33] P. Tabeling and H. Willaime *Transition at dissipative scales in large-Reynolds-number turbulence* Phys. Rev. E, **65**, 066301, (2002)