



**HAL**  
open science

**Phase diagram of quarter-filled band organic salts,  
[EDT-TTF-CONMe<sub>2</sub>]<sub>2</sub>X, X = AsF<sub>6</sub> and Br**

Pascale Auban-Senzier, Claude R. Pasquier, Denis Jérôme, S. Suh, Stuart E. Brown, Cecile Meziere, Patrick Batail

► **To cite this version:**

Pascale Auban-Senzier, Claude R. Pasquier, Denis Jérôme, S. Suh, Stuart E. Brown, et al.. Phase diagram of quarter-filled band organic salts, [EDT-TTF-CONMe<sub>2</sub>]<sub>2</sub>X, X = AsF<sub>6</sub> and Br. 2009. hal-00387005

**HAL Id: hal-00387005**

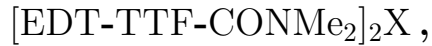
**<https://hal.science/hal-00387005>**

Preprint submitted on 25 May 2009

**HAL** is a multi-disciplinary open access archive for the deposit and dissemination of scientific research documents, whether they are published or not. The documents may come from teaching and research institutions in France or abroad, or from public or private research centers.

L'archive ouverte pluridisciplinaire **HAL**, est destinée au dépôt et à la diffusion de documents scientifiques de niveau recherche, publiés ou non, émanant des établissements d'enseignement et de recherche français ou étrangers, des laboratoires publics ou privés.

# Phase diagram of quarter-filled band organic salts,



**X = AsF<sub>6</sub> and Br**

P. Auban-Senzier, C. R. Pasquier, and D. Jérôme

*Laboratoire de Physique des Solides, UMR 8502,*

*CNRS - Université Paris-Sud, Bât. 510, 91405, Orsay, France*

S. Suh and S. E. Brown

*Department of Physics and Astronomy,*

*University of California, Los Angeles, California 90095, USA*

C. Mézière and P. Batail

*Laboratoire Chimie, Ingénierie Moléculaire et Matériaux, UMR 6200,*

*CNRS-Université d'Angers, Bât. K, 49045 Angers, France*

(Dated: May 25, 2009)

## Abstract

An investigation of the  $P/T$  phase diagram of the quarter-filled organic conductors,  $[\text{EDT-TTF-CONMe}_2]_2\text{X}$  is reported on the basis of transport and NMR studies of two members,  $\text{X}=\text{AsF}_6$  and Br of the family. The strongly insulating character of these materials in the low pressure regime has been attributed to a remarkably stable charge ordered state confirmed by  $^{13}\text{C}$  NMR and the only existence of  $1/4$  Umklapp e-e scattering favoring a charge ordering instead of the 1D Mott localization seen in  $(\text{TM})_2\text{X}$  which are quarter-filled compounds with dimerization. A non magnetic insulating phase instead of the spin density wave state is stabilized in the deconfined regime of the phase diagram. This sequence of phases observed under pressure may be considered as a generic behavior for  $1/4$ -filled conductors with correlations.

Superconductivity is just one of many phases exhibited by the  $(\text{TM})_2\text{X}$  series of organic salts (where TM stands for TMTTF or TMTSF donor molecules) and for which correlations play a central role. This is illustrated by their phase diagram studied under pressure or magnetic field [1, 2]. The fact that most members of the  $(\text{TMTTF})_2\text{X}$  series behave as insulators under ambient pressure is of interest since on the basis of chemistry, structure and stoichiometry, conducting behavior is expected from the existence of partially filled bands.

The insulating ground states originate with electronic correlations, which take on an enhanced importance in the case of the quasi-one dimensional nature of the transfer integrals that applies here:  $(t_a : t_b : t_c = 200\text{meV} : 12\text{meV} : 1\text{meV})$ [3]. For a 2:1 stoichiometry and monoanions, there is one hole in the highest occupied molecular orbital of every other molecules, and the conduction band deriving from the overlap of the wave functions along the stacking direction becomes one quarter empty with holes (or equivalently, three quarter filled with electrons). Hence, it is the 1/4-filled Umklapp scattering which is relevant[4]. Once an intra-stack dimerization is taken into account, two routes to insulating ground states are possible, and both are observed in the TMTTF compounds. For example, including the dimerization in the g-ology approach to the physics of 1D conductors [5] results in a localization of charges on the bonds between adjacent molecules due to 1/2-filled Umklapp scattering[6]. The ground state is referred to as a dimer-Mott insulator [7]; in the real materials, spin-Peierls (SP) or antiferromagnetic (AF) ordering occurs at low temperature[8]. However, experiments reveal also a  $4k_F$  modulated charge density [9, 10], which is stabilized by strong near-neighbor Coulomb repulsion [11, 12]. Such a charge ordered (CO) configuration tends to favor an AF ground state, but here the exchange integrals, and consequently the AF wavevector, are controlled by the CO order parameter.

The details of the  $T/P$  phase diagram for the TMTTF compounds clearly involve a mutual competition between these two effects [13] and the kinetic energy [14]. The opportunity to study the progression insulator $\rightarrow$ metal in a truly 1/4-filled quasi-one dimensional compound (*i.e.*, without dimerization) presents itself with the crystallization of  $[\text{EDT-TTF-CONMe}_2]_2\text{X}$ , for which there is no center of symmetry between the molecules along the stack, at variance with the  $(\text{TM})_2\text{X}$  series and their inherent dimers, and where extensive refinement of X-ray synchrotron data indicate uniform distribution of the molecular units, yielding a band quarter-filled with holes [15].

This report describes the effect of high pressure on the physical properties of two isostructural members of the family, namely  $X = \text{Br}$  and  $\text{AsF}_6$  ( $\text{EDT}_2\text{Br}$  and  $\text{EDT}_2\text{AsF}_6$ ), where the smaller volume of the bromide ions plays the role of a chemical pressure, in the same way as is already known from the study of the  $(\text{TM})_2\text{X}$  series. The  $T/P$  phase diagram shown in Fig.1, and inferred from a combination of transport and NMR measurements, is simpler than for the TMTTF systems because of the absence of dimerized stacks. At ambient pressure and  $T=300\text{K}$ , both compounds are in a CO (Mott) insulating state and cooling results in antiferromagnetically ordered ground states. Application of pressure suppresses the CO phase in favor of a quasi-one dimensional conductor that, upon cooling, undergoes a finite temperature transition that is likely a Peierls instability. Still higher pressures suppress the Peierls transition, presumably as the nesting condition is weakened. Note that similar properties were observed for both compounds once the pressure is shifted for the  $\text{AsF}_6$  material by -7 kbar relative to  $\text{EDT}_2\text{Br}$  (see the inset of Fig.2, top panel), and for this reason the phase diagram as presented applies to both compounds,  $\text{EDT}_2\text{Br}$  and  $\text{EDT}_2\text{AsF}_6$ , *albeit* with the appropriate shift in pressure. Experiments on another structurally more complex 1/4-filled system,  $(\text{DI-DCNQI})_2\text{X}$  [16, 17] have not yet clarified the existence of an intermediate density wave insulator.

Single crystals of  $\text{EDT}_2\text{AsF}_6$  and  $\text{EDT}_2\text{Br}$  have been prepared following the procedure described in refs.[15, 18]. Resistivity measurements under pressure and at low temperature have been conducted on single crystal needles either in longitudinal or transverse configurations using standard techniques also described in ref.[18].

$^1\text{H}$  and  $^{13}\text{C}$  NMR experiments have been carried out on single crystals of  $\text{EDT}_2\text{AsF}_6$  and  $\text{EDT}_2\text{Br}$ , with the stacking axis  $a \perp H_0$ . For the case of  $^1\text{H}$  nuclei, the field strength was  $H_0 = 2.24\text{T}$ , and the spin-lattice relaxation time  $T_1$  has been measured in the temperature range 4.2-40 K, where only the electronic contribution to the relaxation is present. For the  $^{13}\text{C}$  experiments, one carbon site (C1) was 100% spin labelled, and  $H_0 = 10\text{T}$ . Hydrostatic pressure was applied using CuBe and NiCrAl clamp cells and Daphne 7373 silicone oil (transport) and Flourinert ( $^1\text{H}$  NMR) as the pressure transmitting medium. Ambient temperature pressures were determined using a previous calibration based on a manganin resistance gauge. For all experiments, 2 kbar are removed at low temperature to account for the loss of pressure during cooling.

In Fig.2 are shown longitudinal resistivity data  $\rho_{\parallel}(T)$  (top panel) of  $\text{EDT}_2\text{Br}$  for various

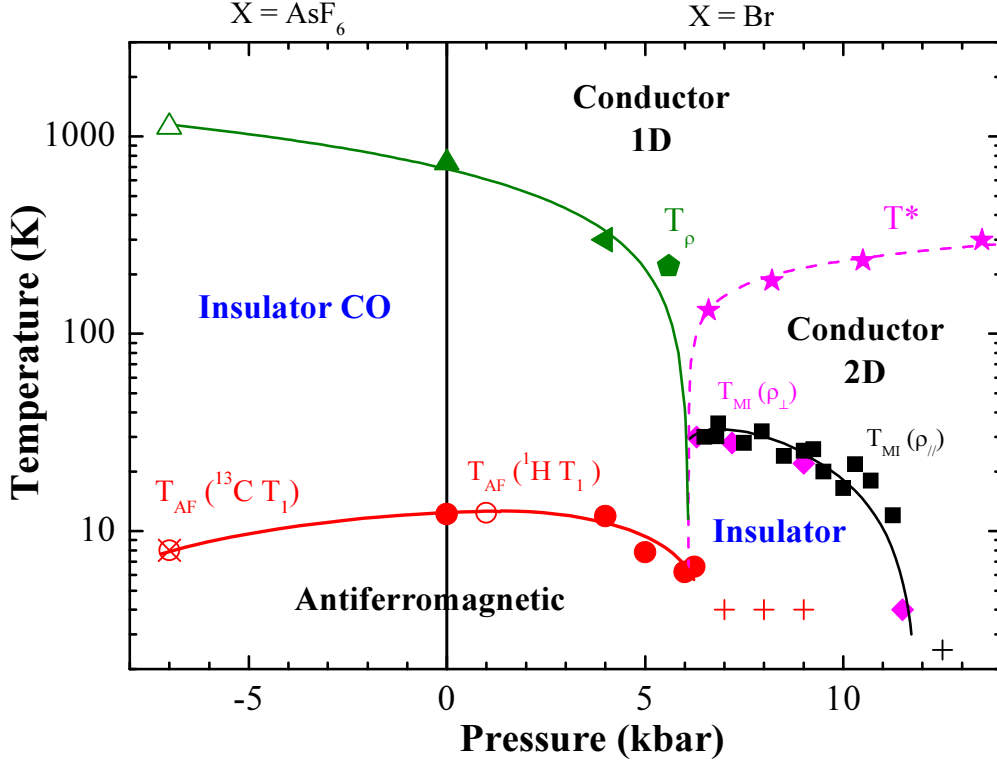


FIG. 1: Generic ( $P/T$ ) phase diagram of  $[\text{EDT-TTF-CONMe}_2]_2\text{X}$  with open and close symbols for  $\text{EDT}_2\text{AsF}_6$  and  $\text{EDT}_2\text{Br}$  respectively. The origin of pressure is taken for  $\text{EDT}_2\text{Br}$ . High temperature triangles provide a determination of  $T_{CO}$  from the  $P$ -dependence of the longitudinal conductivity at room temperature and a BCS relation between the gap and the transition temperature.  $T_{CO}$  is also deduced from the kink on the  $P$ -dependence of the conductivity at room temperature (triangle at 4 kbar). The minimum of the longitudinal resistivity ( $T_\rho$ ) in the 1D regime is reported when it is observed below room temperature (at 5.6 kbar). Circles (cross (x)) indicate the antiferromagnetic ground state observed by  $^1\text{H}$  ( $^{13}\text{C}$ ) NMR. Crosses at 4 K and 7 - 9 kbar mean the lowest temperature reached without any magnetic ordering. Squares indicate the metal to insulator transition derived from transverse and longitudinal resistivity. The cross at (3K, 12.5 kbar) marks the onset of a weak localisation also present at higher pressure.

pressures, and the same for the transverse direction,  $\rho_\perp(T)$  (lower panel). From these results, and what is known previously for  $\text{EDT}_2\text{AsF}_6$  [18], the resistivity components are activated for all temperatures less than 300K. Some qualitative changes are evident for  $\rho_\perp$  at pressures beyond  $P \sim 7$  kbar. First, a wide maximum in the transverse resistivity emerges at intermediate temperatures; it is marked as  $T^*$  in Fig. 1. Such a maximum can be related

to the deconfinement of the 1D carriers lowering the temperature as already studied in-depth in the  $(\text{TM})_2\text{X}$  series [19]. Second, there is evidence for a phase transition to an insulating state at lower temperatures, marked as  $T_{MI}$ .

The existence and pressure dependence of the transition to antiferromagnetic order is known from measurements of the  $^1\text{H}$  and  $^{13}\text{C}$  spin lattice relaxation rates, shown in Fig. 3. The peak appears similar to what is seen at the Néel temperature  $T_N$  for other organic systems, such as  $(\text{TMTTF})_2\text{Br}$  [20] or  $\kappa$ -(BEDT-TTF) $_2\text{Cu}[\text{N}(\text{CN})_2]\text{Cl}$  [21]. Below this temperature, the NMR spectra broaden as expected for antiferromagnetic ordering (not shown). Note that for pressures  $P > 7$  kbar, no peak is observed in  $^1\text{H}$   $T_1^{-1}$  at any temperature, including  $T_{MI}$ .

Finally, we comment on the evidence for charge ordering (CO) at low pressure, and the line of transitions separating the CO and high-symmetry phases. The Arrhenius plot of the resistivity of  $\text{EDT}_2\text{AsF}_6$  shown in Ref. [18] demonstrates that the activated regime is well established already at room temperature with an energy of  $1350\text{K}$  at 1 bar. We can associate the charge gap with the CO using  $^{13}\text{C}$  spectroscopy and relaxation measurements, and recent confirmation by X-ray diffraction [15]. The  $^{13}\text{C}$  NMR spectrum of  $\text{EDT}_2\text{AsF}_6$  recorded at  $T = 200\text{K}$  and below, displays four absorption lines, Fig.4 (upper panel). This is twice the number of lines expected for the two molecular orientations of the C1 atom in the structure. Consequently, this NMR spectrum provides the evidence that the  $\text{AsF}_6$  salt is in a CO phase: the doubling of the number of resolved peaks indicates that for each of the two molecular orientations 1 and 2, there are two distinct magnetic environments A and B due to a charge imbalance. The spin-lattice relaxation rate,  $T_1^{-1}(T)$  versus  $T$  for sites A, B is shown in Fig.4, (lower panel). The  $T$ -dependence of the relaxation rate, governed by uniform spin fluctuations in the high temperature domain is consistent with the data of  $(\text{TMTTF})_2\text{PF}_6$  [8]. The rates are different by nearly two orders of magnitude,  $T_1^{-1}(A) \approx O(100 T_1^{-1}(B))$  over the entire range of measured temperatures. A weak  $T$ -dependence of the order parameter (CO amplitude) can account for the  $T$ -dependence difference between sites A, B [22]. The observation of very different rates is qualitatively similar to that observed in other charge transfer salts with CO symmetry breaking, such as  $(\text{TMTTF})_2\text{PF}_6$  [9, 13],  $(\text{DI-DCNQI})_2\text{Ag}$  [23]. Following the discussions of, for example, the TMTTF materials, we consider the charge imbalance ratio as,  $\frac{T_1^{-1}(B)}{T_1^{-1}(A)} = \left(\frac{\rho_B}{\rho_A}\right)^2$  and consequently, the charge ratios for sites A,B is roughly 9:1 and essentially  $T$  independent from 10 to 200K.

Evidence that pressure suppresses the CO ordering is shown in the inset to the top panel of Fig. 2, in which the pressure dependence of the longitudinal conductivity  $\sigma_{\parallel}(P, T = 300\text{K})$  exhibits a sharp change in behavior: the room temperature conductivity of  $\text{EDT}_2\text{AsF}_6$  depends exponentially on pressure up to 11 kbar, (*see* insert in fig.2) while it becomes linearly pressure-dependent above. A similar kink in the pressure dependence of  $\sigma$  is observed for  $\text{EDT}_2\text{Br}$ , although at  $P \sim 4$  kbar, and its existence is taken to mark the transition to the CO state at ambient temperature. Assuming that the gap vanishes at the pressure of the kinks together with the pressure dependence of the conductivity up to the kink pressure, we can derive an estimate of the transition temperature using a BCS-like relation between the gap and the transition temperature. Thus, the charge gap of  $\text{EDT}_2\text{AsF}_6$  at ambient pressure would be stable even above  $1000\text{K}$ .

At high temperatures, the  $\text{EDT}_2\text{X}$  and  $(\text{TM})_2\text{X}$  phase diagrams are quite similar. Namely, the existence of a wide pressure regime exhibiting 1D localization and a deconfinement border of the 1D carriers arising above a pressure of about 6 kbar as detected by the existence of a wide maximum in the  $T$ -dependence of  $\rho_{\perp}(T)$  (Fig.2). Furthermore, above the deconfinement pressure a sharp metal-insulator transition is observed for both components of the resistivity, Fig.2, near  $T \sim 30$  K with a strong suppression under pressure. High pressure runs performed at 14.5 and 19.5 kbar in a dilution refrigerator have revealed a metallic  $T^2$  law behavior with a fairly large residual value ( $\rho_{\parallel,0} = 125 \pm 25(\mu\Omega.cm)$ ). No sign of superconductivity could be observed down to 70 mK.

The phase diagram shown in Fig.1 reveals important features. First, the CO phase, which is stable at low pressure is suppressed by a deconfinement pressure of  $P^* = 6$  kbar for  $\text{EDT}_2\text{Br}$ . Second, the AF phase is also suppressed in the vicinity of the critical pressure. Third, the high pressure insulating phase, which is stable at low temperature in the 2D regime, cannot be considered as a simple extension above  $P^*$  of the AF phase existing below as no magnetic ordering could be detected up to the transition temperature *via*  $^1\text{H}$   $T_1^{-1}(T)$  measurements. Since the metal-insulator transition occurring above deconfinement is strongly depressed under pressure we suggest that this transition is triggered by the nesting properties of the Fermi surface (Peierls-like transition) in a way similar to the SDW state of  $(\text{TMTSF})_2\text{PF}_6$  and fully suppressed when the frustration of this nesting becomes dominant at pressures higher than 13 kbar.

In conclusion, the experimental study of the  $P/T$  phase diagram of the newly synthesized

series of 1/4-filled organic salts [EDT-TTF-CONMe<sub>2</sub>]<sub>2</sub>X has revealed significant differences from the well established phase diagram of (TM)<sub>2</sub>X salts which are quarter-filled systems with intra-stack dimerization. In particular, localization due to 1/2-filled Umklapp in 1D dimer-Mott compounds is absent in 1/4-filled systems, and consequently the spin-Peierls ground state seen in (TMTTF)<sub>2</sub>PF<sub>6</sub> is also missing. At low pressures, Coulomb interactions extending beyond on-site lead to an insulating phase due to charge ordering. In this case, the disproportionation ratio is very large,  $\sim 9:1$ . Above the deconfinement pressure an insulating state is stabilized but rapidly suppressed under pressure allowing a metallic state to become stable without any trace of superconductivity above 70mK. The absence of superconductivity in the pressure stabilized metallic state may be related to the absence of any close proximity with the magnetic phase or to some small amount of structural defects in the twinned low temperature monoclinic structure[15]. Thus, the 1/4-filled system with correlations is characterized by a very simple, probably generic, sequence of phases: CO insulator $\rightarrow$ density wave insulator $\rightarrow$ Fermi Liquid. The phase diagram may be similar to the one of (DI-DCNQI)<sub>2</sub>Ag [23], characterizing 1/4-filled 1D conductors, although it is not yet clarified whether an intermediate density wave insulator exists in that case [16, 24].

### Acknowledgments

This work was supported by the Agence Nationale de la Recherche under Grant ANR CHIRASYM 2005-08 (NT05-2 42710) . We also acknowledge P.Foury-Leylekian and J.P.Pouget for fruitful discussions and P. Wzietek for his cooperation. Work at UCLA was supported in part by the National Science Foundation under grant numbers DMR-0520552 and DMR-0804625.

- 
- [1] C. Bourbonnais and D. Jérôme, in *The Physics of Organic Superconductors and Conductors*, edited by A.Lebed (Springer, Heidelberg, 2008), p. 357.
  - [2] S. Brown, P. Chaikin, and M. Naughton, in *The Physics of Organic Superconductors and Conductors*, edited by A.Lebed (Springer, Heidelberg, 2008), p. 49.
  - [3] D. Jérôme, in *Organic Conductors*, edited by J. P. Farges (M. Dekker, New York, 1994), p. 405.



- [4] F. Mila and X.Zotos, *Europhys. Lett* **24**, 133 (1993).
- [5] V. J. Emery, R. Bruinsma, and S. Barisić, *Phys. Rev. Lett.* **48**, 1039 (1982).
- [6] T. Giamarchi, *Chem. Rev.* **104**, 5037 (2004).
- [7] S. Barisić and S. Brazovskii, in *Recent Developments in Condensed Matter Physics*, edited by J. T. Devreese (Plenum Press, New York, 1981), vol. 1, p. 327.
- [8] C. Bourbonnais and D. Jérôme, in *Adv. in Synth. Metals* (Elsevier, 1999), pp. p.206–261.
- [9] D. Chow, F. Zamborsky, B. Alavi, D. Tantillo, A. Baur, C. Merlić, and S. Brown, *Phys. Rev. Lett.* **85**, 1698 (2000).
- [10] P. Monceau, F. Nad, and S.Brazovskii, *Phys.Rev.Lett.* **86**, 4080 (2001).
- [11] H. Seo and H. Fukuyama, *J. Phys. Soc. Japan* **66**, 1249 (1997).
- [12] R.T.Clay, S.Mazumdar, and D.K.Campbell, *Phys. Rev.B* **67**, 115121 (2003).
- [13] W. Yu, F. Zhang, F. Zamborszky, B. Alavi, A. Baur, C. Merlic, and S. Brown, *Phys. Rev. B* **70**, R121101 (2004).
- [14] D. Jaccard, H. Wilhelm, D. Jérôme, J. Moser, C. Carcel, and J. M. Fabre, *J. Phys.: Cond. Matt.* **13**, L89 (2001).
- [15] L. Zorina, S. Simonov, C. Mézière, E. Canadell, S. Suh, S. E. Brown, P. Foury-Leylekian, P. Fertey, J.-P. Pouget, and P. Batail (preprint).
- [16] T. Itou, K. Kanoda, K. Murata, T. Matsumoto, K. Hiraki, and T. Takahashi, *Phys. Rev. Lett* **93**, 216408 (2004).
- [17] T. Kakiuchi, Y. Wakabayashi, H. Sawa, T. Itou, and K. Kanoda, *Phys. Rev. Lett.* **98**, 066402 (2007).
- [18] K. Heuzé, M. Fourmigué, P. Batail, C. Coulon, R. Clérac, E. Canadell, P. Auban-Senzier, S. Ravy, and D. Jérôme, *Adv. Materials* **15**, 1251 (2003).
- [19] J. Moser, M. Gabay, P. Auban-Senzier, D. Jérôme, K. Bechgaard, and J. M. Fabre, *Eur. Phys. J. B* **1**, 39 (1998).
- [20] F. Creuzet, T. Takahashi, D. Jérôme, and J. Fabre, *J. Physique. Lett* **43**, 755 (1982).
- [21] S. Lefebvre, P. Wzietek, S. Brown, C. Bourbonnais, D. Jérôme, C. Mézière, M. Fourmigué, and P. Batail, *Phys. Rev. Lett.* **85**, 5420 (2000).
- [22] F. Zamborsky, W. Yu, W. Raas, S. Brown, B. Alavic, C. Merlić, and A. Baur, *Phys. Rev. B* **66**, 081103 (2002).
- [23] K. Hiraki and K. Kanoda, *Phys. Rev. Lett.* **80**, 4737 (1998).

- [24] T. Itou, K. Kanoda, K. Hiraki, T. Takahashi, K. Murata, and T. Matsumoto, Phys. Rev. B **72**, 113109 (2005).

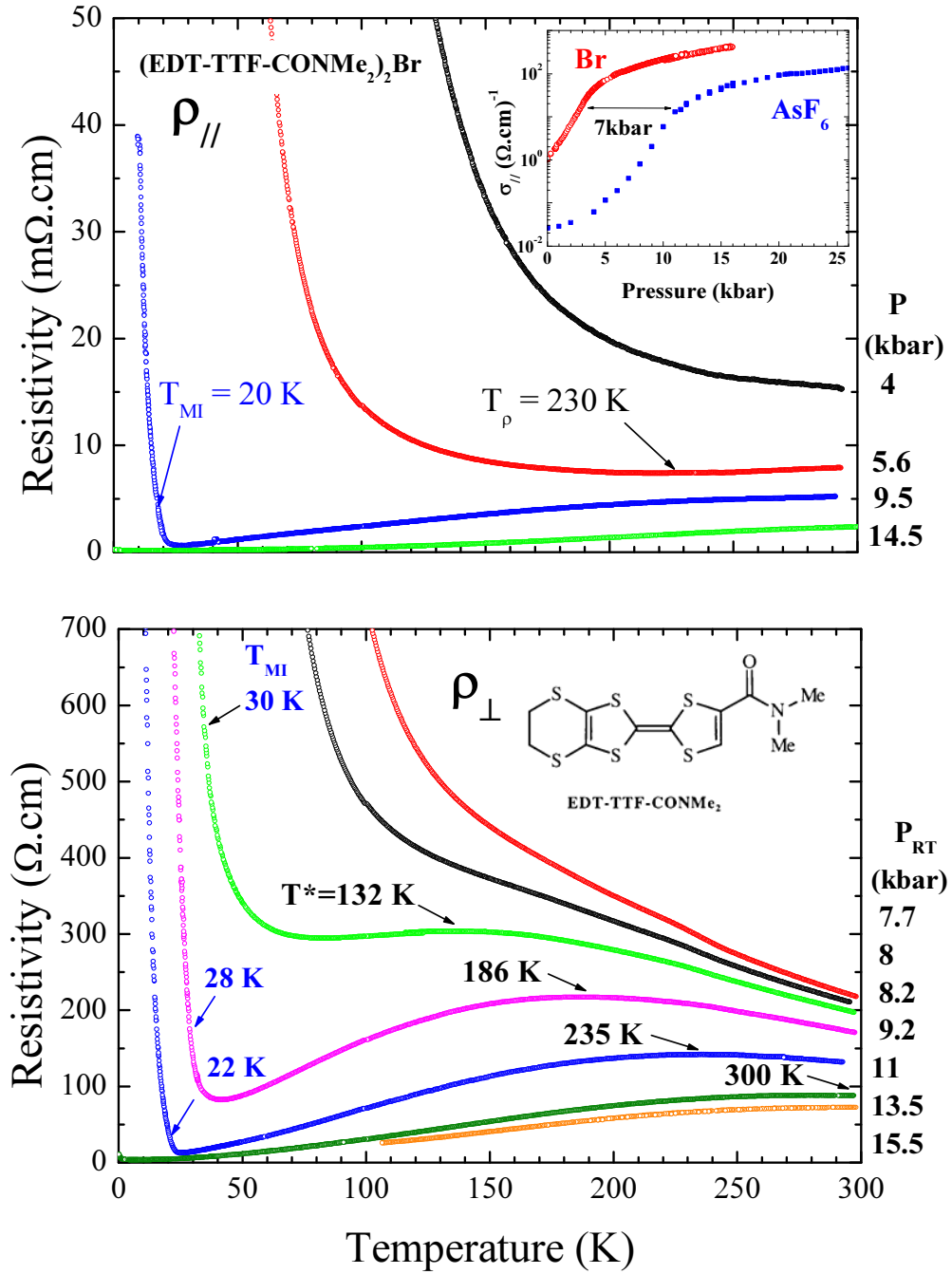


FIG. 2: Temperature dependence of longitudinal (upper panel) and transverse resistivity (lower panel) of EDT<sub>2</sub>Br for different pressures. The upper insert shows the  $P$ -dependence of the longitudinal conductivity of EDT<sub>2</sub>Br and EDT<sub>2</sub>AsF<sub>6</sub> with kinks at 4 and 11 kbar respectively displaying a cross over from an exponential to a linear  $P$ -dependence.

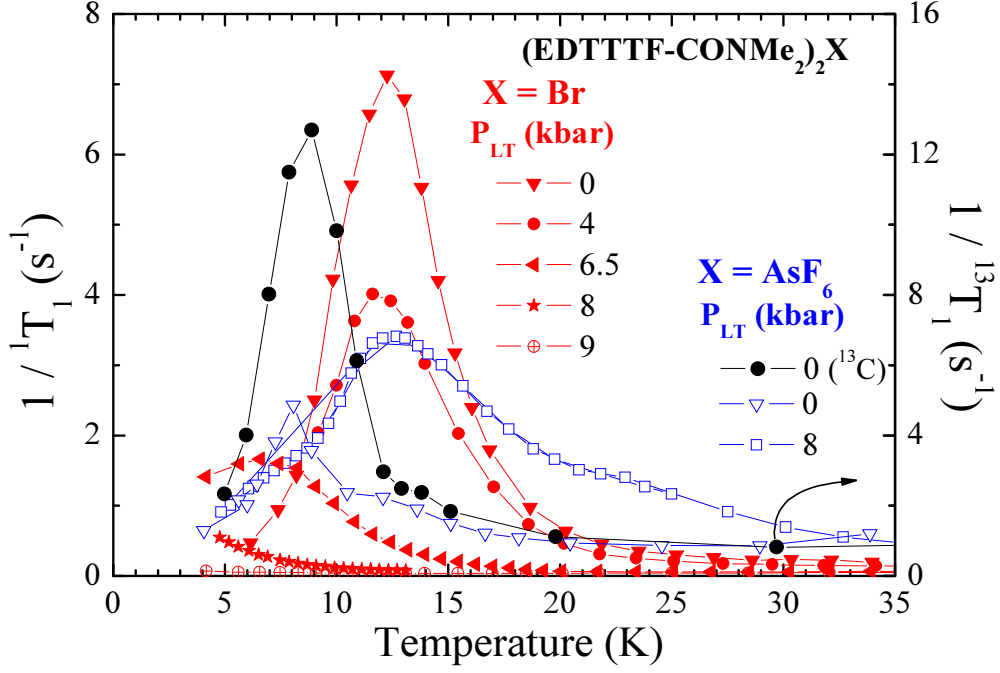


FIG. 3:  $^1\text{H}$  and  $^{13}\text{C}$   $1/T_1$  data of  $\text{EDT}_2\text{AsF}_6$  and  $\text{EDT}_2\text{Br}$

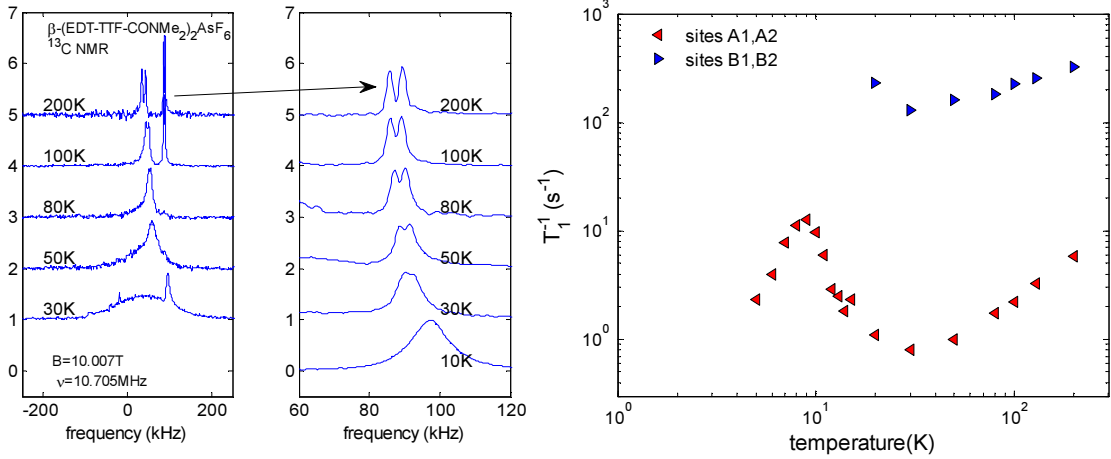


FIG. 4: Top left: Temperature evolution of the  $^{13}\text{C}$  spectra for  $\text{EDT}_2\text{AsF}_6$ . The upper right-hand panel follows the pair of lines with the weaker hyperfine coupling called A sites for molecular orientations 1 and 2. Lower:  $1/T_1$  vs  $(T)$ . The B charge rich site spins relax at a rate about two orders of magnitude faster than the A charge depleted site spins.