



HAL
open science

How to read the length of a braid from its curve diagram

Bert Wiest

► **To cite this version:**

| Bert Wiest. How to read the length of a braid from its curve diagram. 2009. hal-00372640v1

HAL Id: hal-00372640

<https://hal.science/hal-00372640v1>

Preprint submitted on 1 Apr 2009 (v1), last revised 3 Jan 2012 (v4)

HAL is a multi-disciplinary open access archive for the deposit and dissemination of scientific research documents, whether they are published or not. The documents may come from teaching and research institutions in France or abroad, or from public or private research centers.

L'archive ouverte pluridisciplinaire **HAL**, est destinée au dépôt et à la diffusion de documents scientifiques de niveau recherche, publiés ou non, émanant des établissements d'enseignement et de recherche français ou étrangers, des laboratoires publics ou privés.

HOW TO READ THE LENGTH OF A BRAID FROM ITS CURVE DIAGRAM

BERT WIEST

ABSTRACT. We prove that the length a braid, in the sense of Garside, is equal to a winding-number type invariant of the curve diagram of the braid.

1. INTRODUCTION

How can we read the length of a braid β from the curve diagram of β ? The precise meaning of the words used in this question will be explained below, but let us first make the following remark:

The simplest answer one might hope for is that the length of a braid is proportional to the number of intersections of the curve diagram of the braid with the real line. This answer, however, is false – see for instance [11] and [4]. In these papers a relation was established between a certain *distorted* word length and the abovementioned intersection number, which is in turn related to the distance in Teichmüller space between a base point and its image under the braid action.

In the present paper we prove that the length, in the sense of Garside, can be read precisely and easily from the curve diagram: it is simply a sort of winding number of the diagram.

Let us recall some basic definitions and establish some notation. We recall that, according to Garside, every braid β can be written in a canonical way as a product of certain generators, called “divisors of Δ ” (or “positive permutation braids”), and their inverses – see e.g. [5], or [2] and [8] for more modern and general points of view. In particular, we can read off from this normal form two integer numbers $\inf(\beta)$ and $\sup(\beta)$, which are the maximal and minimal integers, respectively, which satisfy

$$\Delta^{\inf(\beta)} \preceq \beta \preceq \Delta^{\sup(\beta)}$$

where \preceq denotes the subword partial ordering. The Garside canonical length is then given by $\sup(\beta) - \inf(\beta)$.

We denote D_n the n times punctured disk, i.e. the disk $D^2 = \{c \in \mathbb{C} \mid |c| \leq 1\}$, equipped with n punctures which are regularly spaced in the interior of the interval $[-1, 1]$. We define E to be the diagram in D_n consisting of the real (horizontal) line segment between the leftmost and the rightmost puncture. We define \overline{E} to be the

2000 *Mathematics Subject Classification.* 20F36, 20F10.

Key words and phrases. Braid group, Garside group, curve diagram.

diagram consisting of the real line segment between the point -1 (the leftmost point of ∂D^2) and the rightmost puncture. A *curve diagram of a braid β* is the image of \overline{E} under a diffeomorphism of D_n representing the braid β (c.f.[6]). Throughout this paper, braids act on the right. We shall call a curve diagram *reduced* if it has the minimal possible number of intersections with the horizontal line, and also the minimal possible number of vertical tangencies in its diffeotopy class, and if none of the punctures lies in a point of vertical tangency.

2. WINDING NUMBER LABELLINGS AND THE MAIN RESULT

For a braid β we are going to denote \overline{D}_β the curve diagram of β , and D_β the image of E under β – so D_β is obtained from \overline{D}_β simply by removing one arc. We shall label each segment of \overline{D}_β between two subsequent vertical tangencies by an integer number, in the following way: the first segment (which starts on ∂D^2) is labelled 0, and if the label of the i th segment is k , and if the transition from the i th to the $i + 1$ st segment is via a *right* curve, then the $i + 1$ st segment is labelled $k + 1$. If, on the other hand, the transition is via a *left* curve, then the label of the $i + 1$ st segment is $k - 1$. See Figure 1 for an example of this labelling. We shall call this labelling the *winding number labelling* of the curve diagram.

A more rigorous definition of this labelling is as follows. If $\alpha: I \rightarrow D^2$ is a smooth parametrization of the curve diagram \overline{D}_β , defined on the unit interval $I = [0, 1]$, and such that $\alpha(0) = -1$, then we define the *tangent direction function* $T_\alpha: I \rightarrow \mathbb{R}/2\mathbb{Z}$ as the angle of the tangent direction of α against the horizontal, divided by $-\pi$. In particular, if the arc goes straight to the right in $\alpha(t)$, then $T_\alpha(t) = 0 + 2\mathbb{Z}$, if it goes straight down then $T_\alpha(t) = \frac{1}{2} + 2\mathbb{Z}$, and if it goes to the left then $T_\alpha(t) = 1 + 2\mathbb{Z}$. Now we have a unique lifting of the function T_α to a function $\tilde{T}_\alpha: I \rightarrow \mathbb{R}$ with $\tilde{T}_\alpha(0) = 0$. Finally, if $r: \mathbb{R} \rightarrow \mathbb{Z}$ denotes the rounding function, which sends every real number to the nearest integer (rounding *down* $n + \frac{1}{2}$), then we define the function

$$\tau_\alpha: I \rightarrow \mathbb{R}, t \mapsto r \circ \tilde{T}_\alpha(t)$$

which one might call the rounded lifted tangent direction function.

Now the winding number labelling can be redefined as follows: a point x of D_β with non-vertical tangent direction is labelled by the integer $\tau_\alpha(t)$, where t in I is such that $\alpha(t) = x$.

We shall denote the largest and smallest labels occurring in D_β by $LL(\beta)$ and $SL(\beta)$. Notice that we are talking about the restricted diagram D_β , not the full diagram \overline{D}_β . Nevertheless, in order to actually calculate the labels of the restricted diagram, one has to start by calculating the labels of the first arc (the one that starts at -1 on ∂D^2).

Theorem 2.1. *For any braid β , the largest label occurring in the diagram D_β is equal to $\sup(\beta)$ and the smallest label occurring is equal to $\inf(\beta)$. In particular, the canonical length of the braid β , in the sense of Garside, is equal to $LL(\beta) - SL(\beta)$ and its length is $\max(LL, 0) - \min(SL, 0)$.*

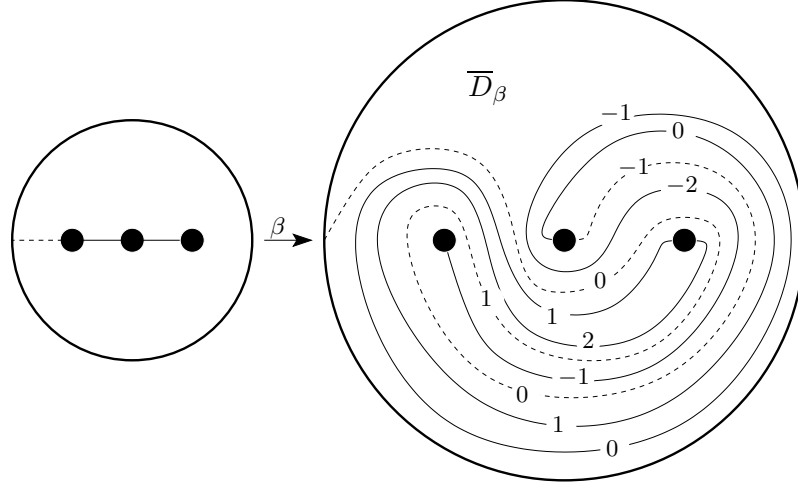


FIGURE 1. The curve diagram (with the first line drawn dashed) of the braid $\beta = (\sigma_1 \sigma_2^{-1})^2$. The labels of the solid arcs vary between -2 and 2 . The Garside normal form of β is $\sigma_{-2} \sigma_{-1} \cdot \sigma_{-1} \cdot \sigma_2 \cdot \sigma_2 \sigma_1$, so its infimum is -2 and its supremum is 2 . Also note that there is only one arc carrying the maximal label “ 2 ” and only one arc with the minimal label “ -2 ”.

Proof of Theorem 2.1. The proof comes down to the following lemma:

Lemma 2.2. *If β is a positive braid, then the largest label occurring in the diagram D_β is equal to the length of β , in the sense of Garside.*

Let us first see why Lemma 2.2 implies Theorem 2.1: let us assume for the moment that Lemma 2.2 is true, and try to deduce Theorem 2.1. The crucial observation is that multiplying β by Δ^k (where Δ is Garside’s half twist) increases all four numbers (the sup, the inf, the maximal label of D_β and the minimal label of D_β) by k . We obtain

$$\begin{aligned} LL(\beta) &= LL(\beta \Delta^{-\inf(\beta)}) + \inf(\beta) \\ &\stackrel{*}{=} \text{length}(\beta \Delta^{-\inf(\beta)}) + \inf(\beta) \\ &= \sup(\beta \Delta^{-\inf(\beta)}) + \inf(\beta) = \sup(\beta) \end{aligned}$$

where $\stackrel{*}{=}$ denotes that the equality follows from Lemma 2.2. Now we make the following

Claim If β is a negative braid, then the smallest label occurring in D_β , multiplied by -1 , is equal to the length of β .

In order to prove this claim, we consider the image $\bar{\beta}$ of β under the homomorphism which replaces each crossing $\sigma_i^{\pm 1}$ by its negative crossing $\sigma_i^{\mp 1}$. Its curve diagram $D_{\bar{\beta}}$ is just the mirror image, with respect to the horizontal line, of D_β . We observe that

$$\inf(\beta) = -\sup(\bar{\beta}), \quad \sup(\beta) = -\inf(\bar{\beta}), \quad LL(\beta) = -SL(\bar{\beta}), \quad SL(\beta) = -LL(\bar{\beta}).$$

The claim now follows from Lemma 2.2.

Now we have for an arbitrary braid β that

$$\begin{aligned} SL(\beta) &= SL(\beta\Delta^{-\sup(\beta)} + \sup(\beta)) \\ &\stackrel{*}{=} -\text{length}(\beta\Delta^{-\sup(\beta)} + \sup(\beta)) \\ &= \inf(\beta\Delta^{-\sup(\beta)} + \sup(\beta)) = \inf(\beta) \end{aligned}$$

where $\stackrel{*}{=}$ denotes that the equality follows from the Claim. This completes the proof of Theorem 2.1, assuming Lemma 2.2. \square

Proof of Lemma 2.2. First we shall prove that for a positive braid β we have $LL(\beta) \leq \text{length}(\beta)$. By induction, this is equivalent to proving the following: if β is a positive braid and β_+ is a divisor of Δ , then $LL(\beta \cdot \beta_+) \leq LL(\beta) + 1$.

The action on the disk of any braid β_+ which is a divisor of Δ can be realized by the following dance of the punctures. Initially the punctures are lined up on the real line – as a first step, perform a clockwise rotation so that the punctures are lined up on the imaginary axis. As a second step, move each of the punctures horizontally, until no more puncture lies precisely above any other one. In a third step, by vertical movements, bring all the punctures back to the horizontal line.

Let us suppose that $\alpha: I \rightarrow D^2$ is a parametrization of the curve diagram \overline{D}_β , and let us look at a segment $I' \subseteq I$ parametrizing a segment between two successive points of vertical tangency. The function $\tau_\alpha|_{I'}$ is constant, we shall denote its value by k ; this means that on the interval I' , the function \tilde{T}_α takes values in the interval $]k - \frac{1}{2}, k + \frac{1}{2}]$. Now, after the first step of the puncture dance (the rotation), we have a deformed curve diagram parametrized by a function $\alpha': I \rightarrow D^2$, and we observe that on the interval I' , the function $\tilde{T}_{\alpha'}$ takes values in the interval $]k, k + 1]$. The horizontal movement of the punctures deforms the arc α' into an arc α'' , but during this deformation no horizontal tangencies are created or destroyed; therefore the values of $\tilde{T}_{\alpha''}|_{I'}$ still lie in the interval $]k, k + 1]$. The third step (squashing the punctures back to the real line), changes tangent directions by at most a quarter turn, so the new function $\tilde{T}_{\alpha'''}|_{I'}$ takes values in the interval $]k - \frac{1}{2}, k + \frac{3}{2}]$ on I' . Thus on the interval I' , we have $\tau_{\alpha'''} \in \{k, k + 1\}$, so the labels have increased by at most one under the action of β_+ . This completes the proof that $LL(\beta) \leq \text{length}(\beta)$.

In order to prove the converse inequality, we shall prove that for any braid β with $SL(\beta) \geq 0$, there is a braid β_- which is the inverse of a simple braid (i.e. a divisor of Δ^{-1}) such that $LL(\beta \cdot \beta_-) = LL(\beta) - 1$ and still $SL(\beta \cdot \beta_-) \geq 0$. Intuitively, every braid can be “relaxed” into another one with less high twisting.

Our construction of such a braid β_- will again be in the form of a dance of the punctures of D_β , where in a first step each puncture performs a vertical movement until no two punctures lie at the same height, in a second step the punctures are squashed onto the imaginary axis by horizontal movements, and in a third step the punctures are brought back to the horizontal axis by a 90° counterclockwise rotation of the vertical axis.

The only step that needs to be defined in a more detailed manner is the first one. In order to do so, we first classify the kinds of segments which one can see between successive points with vertical tangency in the diagram D_β . Firstly, there are those segments which start in a right turn and end in a left turn (see Figure 2(a)) – these correspond to local maxima of the function τ_α . Secondly, there are those segments that start in a left and end in a right turn (see Figure 2(b)) – these correspond to local minima of the function τ_α . Thirdly, there are those that start and end in a right turn, and, fourthly, those that start and end in a left turn (see Figure 2(c) and (d)). The key to the construction of β_- is the following lemma, which is also illustrated in Figure 2.

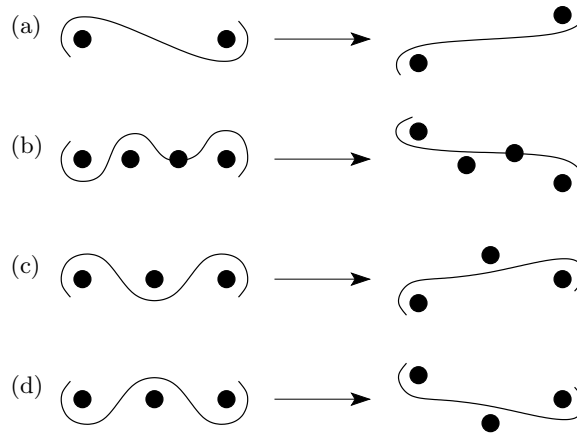


FIGURE 2. Four types of segments of curve between points of vertical tangency, and how to deform them by vertical movements of the punctures.

Sublemma 2.3. *There exists a diffeotopy of the disk which moves every point only vertically up or down and which deforms the diagram D_β into a diagram D' such that:*

- (1) *Arcs of the first and second type in D_β give rise to arcs in D' which do not have any horizontal tangencies*
- (2) *Arcs of the third type in D_β give rise to arcs in D' which have precisely one maximum and no minimum in the vertical direction (and hence exactly one horizontal tangency)*
- (3) *Arcs of the fourth type in D_β give rise to arcs in D' which have precisely one minimum and no maximum in the vertical direction.*

Proof of Sublemma 2.3. We define a relation on the set of punctures in the diagram D_β by saying that a puncture p_1 is *below* a puncture p_2 if there is some segment of D_β which contains no vertical tangencies and such that p_1 lies below the segment, or possibly on it, and such that p_2 lies above, or possibly on, the segment – but at most one of the two punctures is supposed to lie on the segment. We observe that this relation is a partial order. Let us choose any extension of this partial order to a total order. Now the desired diffeotopy can be obtained by

sliding the punctures of D_β up or down so that their vertical order corresponds to the total order just defined. \square

This completes our description of the first step of the puncture dance, and hence the definition of the braid β_- .

Now we have to prove that the action of β_- simplifies the curve diagram as claimed. Let us look at an arc of D_β between two successive vertical tangencies which carries the label $LL(\beta)$, i.e. the largest label that occurs. Such an arc is of the first type, in the above classification. Let us suppose that $\alpha: I \rightarrow D^2$ is a parametrization of the curve diagram D_β , and that I' is a subinterval of I such that $\alpha|_{I'}$ parametrizes the arc under consideration. On the interval I' , the function T_α takes values in the range $]LL(\beta) - \frac{1}{2}, LL(\beta) + \frac{1}{2}[$. The first step of our particle dance, however, deforms α into a parametrized arc α' such that $T_{\alpha'}$ only takes values in the range $]LL(\beta) - \frac{1}{2}, LL(\beta)[$.

Now the second step deforms the arc α' into an arc α'' . Since this step only moves points horizontally, it never creates or destroys a point of horizontal tangency in the diagram, so on the interval I' the function $T_{\alpha''}$ only takes values in the range $]LL(\beta) - 1, LL(\beta)[$. Finally, the third step acts as a 90° counterclockwise rotation on the arc, so the values of $T_{\alpha''}$ lie in the interval $]LL(\beta) - \frac{3}{2}, LL(\beta) - \frac{1}{2}[$. Therefore the segment parametrized by $\alpha'''|_{I'}$ is part of a segment in the curve diagram of $D_{\beta\beta_+}$ which is labelled $LL(\beta) - 1$.

Next we claim that an arc of D_β which is labelled by $SL(\beta)$, i.e. the minimal possible label, gives rise in $D_{\beta\beta_+}$ to part of an arc which is still labelled $SL(\beta)$, and in particular still positive. This proof is very similar to the argument just presented, and it is left to the reader. \square

3. MAXIMALLY LABELED ARCS ARE RARE

There is one additional observation to be made about our labellings of curve diagrams. Not only do the extremal labels determine the length of the braid, but moreover these extremal labels occur only very rarely in the diagram: there is a bound on their number which is linear in the number of punctures n and independent of β . More precisely:

Proposition 3.1. *Suppose that β is a braid with n strands. Then in the winding number labelling of the curve diagram \overline{D}_β there are at most $n-1$ arcs labelled $LL(\beta)$, and there are at most $n-1$ arcs labelled $SL(\beta)$.*

Proof. We shall prove that there are at most $n-1$ arcs labelled $LL(\beta)$ (the proof in the case of $SL(\beta)$ is similar), and we shall do so by proving the following result

Proposition 3.1' *No two of the arcs labelled $LL(\beta)$ have their right extremities between the same pairs of punctures. The same holds for the left extremities.*

Let us assume, for a contradiction, that two such arcs exist. Figure 3 illustrates what this means, in the particular case $LL(\beta) = 7$. There are different possibilities, depending on whether or not the rightmost puncture lies on one of the arcs.

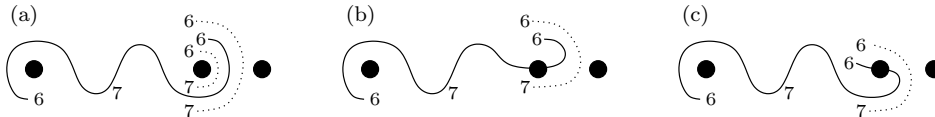


FIGURE 3. A schematic picture of a curve diagram with $LL(\beta) = 7$. Neither of the dotted lines can occur, with the required labels, in the prolongation of the solid line.

The proof is completed by checking all possible isotopy classes in $D^2 \setminus (\text{solid arc})$ of embedded arcs connecting one endpoint of the solid arc of Figure 3 to one of the endpoints of one of the dotted arcs. One observes that the labellings never match up. \square

4. OUTLOOK: A CONJECTURE

This paper was motivated by the question “What do quasi-geodesics in braid groups really look like?”. More precisely, it is an experimental observation that any reasonable way of untangling the curve diagram of a braid β yields a quasi-geodesic representative of β [12]. However, the question what precisely is “reasonable” has turned out to be very difficult.

An essential portion of the answer seems to be provided by the idea of Masur and Minsky [10] that for any braid (or mapping class) there are only finitely many subsurfaces whose interior is tangled by the action of the braid, and by the Masur-Minsky-Rafi distance formula [11]. It is, however, not clear how these results can be used in practice to prove, for instance, that the Bressaud normal form [1, 3] or Dynnikov and Wiest’s normal form [4] are quasi-geodesic, or that all braids have σ -consistent representatives of linearly bounded length [7]. It would be very useful to have a more practical, or algorithmic, version of these ideas.

We recall that the braid in which strands number $i, i + 1, \dots, j$ perform a half twist is denoted $\Delta_{i,j}$. Let’s define the τ -length of a divisor of Δ in the following way: it is its length when written as a word in the generators $\Delta_{i,j}$ (equivalently, it is the number of half Dehn twists along round curves in D_n needed to express it). Now, given a braid β , put it in right Garside normal form, and add up the lengths of its factors - we shall call this the τ -length of β .

For a subdisk $D \subseteq D_n$ which is round (contains punctures number $i, i + 1, \dots, j$ for some $1 \leq i < j \leq n$), and a braid β , we define the *tangledness* of the curve diagram of β in D in the following way. The intersection of the curve diagram of β with D consists of a (possibly very large) number of arcs, which inherit a labelling from the winding number labelling of the full diagram. Suppose that you shift the labelling of each arc inside the subdisk so that the two extremities of each arc

- either both lie in a segment labelled 0, or

- one lies in a segment labelled 0 and the other lies in a segment labelled 1.

Now for each arc take

(the largest label – the smallest label) or (the largest label – 1 – the smallest label) according to the type of the arc. Take the maximum of these quantities over all arcs. That’s the tangledness.

Conjecture 4.1. *Suppose that in the curve diagram of a braid β there is a round disk whose interior curve diagram has strictly positive tangledness. Suppose that β_+ is a divisor of Δ or Δ^{-1} which moves only strands inside the round disk, and whose action reduces the tangledness of the diagram inside the round disk. Then $\beta\beta_+$ has smaller τ -length than β .*

The reader who doesn’t like this conjecture can try to prove instead that the length of the braid constructed in the proof of Proposition 5.1 is *linearly* bounded.

Question 4.2. Another question also arises from Proposition 3.1’. For a pseudo-Anosov braid β we can look at the maximally and minimally labelled arcs in the curve diagrams of *high powers* of β , and, by passing to the limit, in a train track or in the stable foliation of β . The obvious question is: what do the positions of these arcs tell us? Could they, for instance, be helpful for solving the conjugacy problem?

Acknowledgements This paper is a branch of the paper [9], and I am extremely grateful to Juan González-Meneses for many helpful discussions.

REFERENCES

- [1] X. Bressaud, A normal form for braid groups, *J. Knot Th. Ramifications* 17 No.6 (2008), 697–732
- [2] P. Dehornoy, Groupes de Garside; *Ann. Sc. Ec. Norm. Sup.*, 35 (2002) 267–306
- [3] P. Dehornoy, with I. Dynnikov, D. Rolfsen, B. Wiest, *Ordering braids*, *Mathematical Surveys and Monographs*, AMS 2008.
- [4] I. Dynnikov and B. Wiest, On the complexity of braids, *J. Europ. Math. Soc.* 9 (2007), no. 4, 801–840.
- [5] E. El-Rifai, H. Morton, Algorithms for positive braids. *Quart. J. Math. Oxford Ser. (2)* 45 (1994), no. 180, 479–497.
- [6] R. Fenn, M.T. Greene, D. Rolfsen, C. Rourke, and B. Wiest, Ordering the braid groups, *Pacific J. Math.* 191 (1999), 49–74.
- [7] J. Fromentin, Every braid admits a short sigma-definite representative, [arXiv:0811.3902](https://arxiv.org/abs/0811.3902)
- [8] V. Gebhard, J. González-Meneses, Solving the conjugacy problem in Garside groups by cyclic sliding. [arXiv:0809.0948](https://arxiv.org/abs/0809.0948)
- [9] J. González-Meneses, B. Wiest, On reducible braids, in preparation
- [10] H. Masur and Y. Minsky, Geometry of the complex of curves II: hierarchical structure, *GAF A, Geom. funct. anal.* 10 (2000), 902–974.
- [11] K. Rafi, A Combinatorial Model for the Teichmüller Metric, *GAF A* 17 (3), 2007.
- [12] B. Wiest, An algorithm for the word problem in braid groups, [arXiv:math.GT/0211169](https://arxiv.org/abs/math/0211169)

5. APPENDIX: BOUNDS ON THE LENGTH OF σ -DEFINITE REPRESENTATIVES

Using some very sophisticated combinatorics, Fromentin [7] proved recently that any braid of length ℓ has a σ -definite (see below for a definition) representative of length $C(n) \cdot \ell$; i.e. there is a *linear* bound on the length. Using the results in this paper it is very easy to prove the existence of a quadratic bound (and if the conjecture in Section 4 is true, then this can be improved to a linear bound).

We recall that a braid word in the Artin generators σ_i is said to be σ -definite (or σ -consistent) if the generator with minimal index which occurs, occurs always with the same sign (always positive or always negative). We also recall that, according to [6], a braid β has a σ -positive representative if in its curve diagram \overline{D}_β the first arc that is not horizontal has an initial segment in the upper half of the disk, and it has a σ -negative representative if the first non-horizontal arc has an initial segment in the lower half of the disk.

Proposition 5.1. *For every integer n there is a constant $C = C(n)$ such that any n -strand braid of Garside-length ℓ has a σ_1 -definite representative with at most $C \cdot \ell^2$ crossings and with at most $\sup(\beta)$ occurrences of the letter σ_1 .*

Proof. The statement is obvious if β is σ_1 -neutral. Thus we shall suppose that β is σ_1 -positive, and try to find a σ_1 -negative word of length $C \cdot \ell^2$ whose action transforms D_β into the trivial curve diagram.

We shall use the following notion of *complexity* of a curve diagram D_β , or of the braid β . It is a pair of integer numbers (x, y) , and we shall equip $\mathbb{N} \times \mathbb{N}$ with the lexicographic ordering.

The first integer number x is simply $LL(\beta)$. Note that we have indeed $LL(\beta) \geq 0$, because if we had $LL(\beta) < 0$, then by Theorem 2.1 the braid β would be a negative braid, contradicting σ -positivity.

The second integer y is slightly more difficult to define: consider the round disk D' in D^2 containing the leftmost puncture and the point $+1$ in its boundary. The curve diagram \overline{D}_β , restricted to D' , will be denoted D'_β . It may have very many components, but we can label each of them by integer numbers, using the winding number procedure of the previous section, in such a way that initial and terminal segments of these arcs (near their end points on $\partial D'$) are labelled 0 or 1. Let $LL(D'_\beta)$ and $SL(D'_\beta)$ be the largest and smallest labels occurring in these labellings. We define the quantity

$$\max(LL(D'_\beta), 0) - \min(SL(D'_\beta), 0)$$

to be the second integer number entering in the definition of the complexity of the braid β .

This second component of $\text{complexity}(\beta)$ measures the length of the braid on $n - 1$ strands needed to completely untangle the curve diagram D'_β (not touching the part of the diagram outside D'). More precisely, we say the diagram D'_β is *completely untangled* if every component of the diagram has at most one maximum and no minimum at all in the real (horizontal) direction.

Notice that if (x, y) is the complexity of some braid β , then by construction we have $0 \leq y \leq x$.

Now for a given braid β with complexity (x, y) , there are two possibilities: either the curve diagram D'_β is completely untangled, or it isn't.

If it's not, then it can be completely untangled by the action of a braid β_+ with $n-1$ strands whose Garside-length is equal to $y+1$, and the resulting braid $\beta\beta_+$ has complexity $(x', 0)$ with $x' \leq x$.

If the curve diagram D'_β is completely untangled, then in the full curve diagram \overline{D}_β every arc carrying the label $LL(\beta)$ has its left extremity to the left of the leftmost puncture, and moreover by Proposition 3.1' there's only one of these arcs. Now there's an obvious σ_1 -negative braid β_+ such that $LL(\beta\beta_+) < LL(\beta)$, namely the braid constructed as follows: consider the shortest segment of the curve diagram D_β starting and ending on the horizontal line between -1 and the leftmost puncture and containing the arc labelled $LL(\beta)$. Note that initial and terminal segments of this segment lie in the upper half of the disk. Now look at the disk whose boundary is formed by our segment of \overline{D}_β and a piece of the real line. This disk contains a number of punctures. The braid β_+ is given by sliding all the punctures contained in the disk into the segment of the real line, staying inside the disk and never crossing each other – see Figure 4. Note that this braid β_+ is of Garside-length 1, has only one crossing σ_1^{-1} , and that the braid $\beta\beta_+$ is still σ_1 -positive or σ_1 -neutral.



FIGURE 4. How to get rid of the segment of curve diagram labelled $LL(\beta)$ (the fat line segment in the figure).

In summary, given a σ -positive braid of complexity (x, y) we can apply a two-step procedure: we can first act by a σ_1 -neutral braid $\beta_+^{(1)}$ with at most $\frac{n(n-1)}{2}(x+1)$ crossings so that the restricted curve diagram $D_{\beta\beta_+^{(1)}}$ is untangled and so that the complexity of $\beta\beta_+^{(1)}$ is no larger than that of β . Then we can act by a σ_1 -negative braid $\beta_+^{(2)}$ with at most $\frac{n(n-1)}{2}$ crossings, obtaining a new σ_1 -positive or neutral braid $\beta\beta_+^{(1)}\beta_+^{(2)}$ of complexity (x', y') with $x' < x$. This completes the proof. \square

IRMAR, UMR 6625 DU CNRS, UNIVERSITÉ DE RENNES 1, FRANCE

E-mail address: bertold.wiest@univ-rennes1.fr