



**HAL**  
open science

# On the physical relevance of the dam break problem in the context of nonlinear shallow water equations

Denys Dutykh, Dimitrios Mitsotakis

► **To cite this version:**

Denys Dutykh, Dimitrios Mitsotakis. On the physical relevance of the dam break problem in the context of nonlinear shallow water equations. 2009. hal-00369795v1

**HAL Id: hal-00369795**

**<https://hal.science/hal-00369795v1>**

Preprint submitted on 21 Mar 2009 (v1), last revised 9 Feb 2010 (v4)

**HAL** is a multi-disciplinary open access archive for the deposit and dissemination of scientific research documents, whether they are published or not. The documents may come from teaching and research institutions in France or abroad, or from public or private research centers.

L'archive ouverte pluridisciplinaire **HAL**, est destinée au dépôt et à la diffusion de documents scientifiques de niveau recherche, publiés ou non, émanant des établissements d'enseignement et de recherche français ou étrangers, des laboratoires publics ou privés.

## ON THE PHYSICAL RELEVANCE OF THE DAM BREAK PROBLEM IN THE CONTEXT OF NONLINEAR SHALLOW WATER EQUATIONS

DENYS DUTYKH

Université de Savoie, CNRS-LAMA  
Campus Scientifique  
73376 Le Bourget-du-Lac France

DIMITRIOS MITSOTAKIS

UMR de Mathématiques, Université de Paris-Sud  
Bâtiment 425, P.O. Box  
91405 Orsay France

**ABSTRACT.** The classical dam break problem has become the *de facto* standard in validating the nonlinear shallow water equations solvers. Moreover, the Nonlinear Shallow Water Equations (NSWE) are widely used for flooding simulations. While applied mathematics community is essentially focused on developing new numerical schemes, we tried to examine the validity of the mathematical model under consideration. The main purpose of this study is to check the pertinence of the NSWE for flooding processes. From the mathematical point of view, the answer is not obvious since all derivation procedures assumes the total water depth positivity. We performed a comparison between the two-fluid Navier-Stokes simulations and the NSWE solved analytically and numerically. Several conclusions are drawn out and perspectives for future research are outlined.

**1. Introduction.** During the last century there were more than 200 failures of dams greater than 15 m high [96, 115]. They have caused a loss of more than 8000 lives and millions of dollars worth of damage. Consequently, dam break flows have become an important practical problem in civil engineering. Numerical models have become essential as a predictive tool in evaluating the risks associated with the failure of the hydraulic structures. That is why, the number of numerical studies has drastically increased during past decades.

To our knowledge, the dam break problem was studied analytically for the first time in the PhD thesis of Pohle (1950), [86], who used a lagrangian description to solve this problem. The classical analytical solution for the dam break problem in the context of the NSWE can be found in the book of Stoker (1957), [99]. Later, this solution was generalized to the constant slope case by Mangeney *et al.* (2000), [76]. Note, that Hunt (1982), [55], also considered the sloping channel case and he obtained a closed-form solution using a kinematic wave approximation. Among

---

2000 *Mathematics Subject Classification.* Primary: 76B15, 76T10; Secondary: 74S10.

*Key words and phrases.* Free surface flow, two-phase flow, shallow water equations, dam break problem, finite volume method.

The second author was supported by the Marie Curie Fellowship PIEF-GA-2008-219399 of the EU.

classical works on this topic, we have to mention the prominent paper by Benjamin (1968), [12]. Recently, Korobkin & Yilmaz (2008), [65], studied the initial stages of the dam break flow in the framework of potential free surface flows.

It is interesting, however, to recall some other known analytical solutions to NSWE even if they are not directly related to the dam break problem. Wave run-up on a sloping beach was investigated by Carrier & Greenspan (1958), [22, 26], using a hodograph transformation<sup>1</sup>. This solution is extensively used in the tsunami waves community to validate the run-up algorithm of various NSWE solvers [57, 102, 106, 92, 91, 59, 35]. The transform of Carrier & Greenspan was employed later by Synolakis and his collaborators to study analytically tsunami run up on a sloping beach, cf. e.g. [100, 104, 105, 66]. There is also an analytical solution by Liu *et al.* (2003), [69] to linearized shallow water equations on a sloping beach. They used a forcing term to model an underwater landslide. This solution is also currently used to test numerical codes [35].

On the other hand, the dam break problem and various lock exchange flows were extensively studied experimentally, cf. e.g. [78, 108, 62, 52, 93, 10, 11, 94]. In this study, we do not directly appeal to them, since our main concern is to study the validity of NSWE as an approximation to more complex mathematical models in some extreme situations.

Numerical studies are also countless. We can divide them conventionally in two big groups. In the first group, authors solved this problem in the framework of the NSWE, cf. e.g. [110, 1, 107, 115, 51, 24, 112, 50, 15, 111, 19, 20, 85] and in the second one more advanced models were used, cf. e.g. [56, 79, 54, 53, 97, 80, 14, 83, 81, 8, 82, 25]. Obviously, this list does not pretend to be exhaustive.

The authors decided to perform this study because there is an apparent contradiction between the mathematical origins of the NSWE and some applications of this model. When we look carefully at any derivation procedure of NSWE, we will see that an implicit assumption of water depth positivity is adopted. Moreover, these equations are designed to model infinitely long waves. That is why, strictly speaking, these equations can be valid only in fluid regions. However, using various numerical techniques (sometimes ad-hoc, semiempirical) this model is routinely used for wetting/drying (run-up/run-down) simulations, cf. e.g. [102, 106]. This process is considerably more complex and the validity of the NSWE is not obvious *a priori*. Recall, that the shoreline can be considered as a triple point: water, air and solid (soil) meet their. Of course, this situation is simplified for mathematical modelling.

We choose a Direct Numerical Simulation (DNS) by the two-fluid Navier-Stokes equations [101, 87] as the reference solution. This system contains all the necessary physical effects ranging from viscosity to the surface tension. Moreover, the ambient fluid (air) is resolved. These simulations can be reliably assimilated to an idealized experiment. The results of the DNS are compared with several solutions to the NSWE. Namely, the analytical solution by Stoker (see Section 3.3) was used in our comparison. Numerical solutions to the NSWE were obtained using the VOLNA code, cf. [37, 85, 35].

The present study is organized as follows. In Section 2 we present two mathematical models which are used in this study. In the same section we also discuss several

---

<sup>1</sup>In this case, the hodograph transformation means that Riemann invariants were chosen as independent variables. After this change of variables, governing equations become linear and they are further solved by Hankel transform.

mathematical properties and extensions of the NSW E. In Section 3 we review some known analytical solutions to the NSW E of the dam break problem. After discussing briefly the numerical techniques, (Section 4), we present and discuss our numerical results in Section 5. Conclusions are outlined in Section 6.

**2. Mathematical models.** In this section we briefly present two mathematical models which are used in the sequel. The first model is the well-known Nonlinear Shallow Water Equations (NSWE) which were derived for the first time by Saint-Venant (1871), cf. [36]. The second model is the two-fluid Navier-Stokes equations written under the assumption of fluids immiscibility. These equations are much more complete from physical and mathematical points of view. That is why, the two-fluid model is supposed to provide us reliable results.

**2.1. Nonlinear Shallow Water Equations.** The Nonlinear Shallow Water Equations can be written in the following conservative form (2DH):

$$H_t + \nabla \cdot (H\vec{u}) = 0, \quad (1)$$

$$(H\vec{u})_t + \nabla \cdot \left( H\vec{u} \otimes \vec{u} + \frac{g}{2} H^2 \mathbf{I} \right) = gH\nabla h, \quad (2)$$

where  $H(\vec{x}, t)$  is the total water depth and  $\vec{u}(\vec{x}, t) : \mathbb{R}^2 \times \mathbb{R}^+ \mapsto \mathbb{R}^2$  is the depth-averaged horizontal velocity. Traditionally,  $g$  denotes the acceleration due to the gravity,  $h(\vec{x}, t)$  is the bathymetry function and  $\mathbf{I}$  is the identity tensor.

We do not provide here the derivation of these equations since it is more than classical and can be found in various sources [99, 75].

**Remark 1.** The bathymetry function  $h(\vec{x}, t)$  can be time-dependent. It is especially important for tsunami generation problem by submarine earthquakes, landslides, etc. The coupling with seismology is usually done through this function. Namely, various earthquake models, cf. e.g. [28, 30, 29, 63] give us the seabed displacements which are then transmitted to the ocean layer. Obviously, in this study we consider the fluid propagation over the flat bottom in view of applying analytical techniques.

Governing equations (1), (2) form the system of balance laws (conservation laws, if the bottom is even  $h = \text{const}$ ). Moreover, this system is strictly hyperbolic provided that  $H > 0$ . This property is extensively used in the construction of various numerical schemes and, in particular, in the Characteristic Flux approach, cf. [43, 41, 42, 44, 35], which is also implemented in the code VOLNA .

Let us discuss the eigensystem of the advective flux. First, we introduce the so-called conservative variables and rewrite the governing equations as a system of conservation laws:

$$\frac{\partial \vec{w}}{\partial t} + \nabla \cdot \mathcal{F}(\vec{w}) = \mathcal{S}(\vec{w}), \quad (3)$$

where we introduced the following notations:

$$\vec{w}(\vec{x}, t) : \mathbb{R}^2 \times \mathbb{R}^+ \mapsto \mathbb{R}^3, \quad \vec{w} = (w_1, w_2, w_3) = (H, Hu, Hv),$$

$$\mathcal{F}(\vec{w}) = \begin{pmatrix} Hu & Hv \\ Hu^2 + \frac{g}{2}H^2 & Huv \\ Huv & Hv^2 + \frac{g}{2}H^2 \end{pmatrix} = \begin{pmatrix} w_2 & w_3 \\ \frac{w_2^2}{w_1} + \frac{g}{2}w_1^2 & \frac{w_2w_3}{w_1} \\ \frac{w_2w_3}{w_1} & \frac{w_3^2}{w_1} + \frac{g}{2}w_1^2 \end{pmatrix}.$$

After projecting the flux  $\mathcal{F}(\vec{w})$  on a unit normal direction  $\vec{n} = (n_x, n_y)$ ,  $|\vec{n}| = 1$ , one can compute the Jacobian matrix  $\mathbb{A}_n$ . Its expression in the physical variables

has the following form:

$$\mathbb{A}_n = \frac{\partial(\mathcal{F}(\vec{w}) \cdot \vec{n})}{\partial \vec{w}} = \begin{pmatrix} 0 & n_x & n_y \\ -uu_n + gHn_x & u_n + un_x & un_y \\ -vu_n + gHn_y & vn_x & u_n + vn_y \end{pmatrix},$$

where  $u_n = \vec{u} \cdot \vec{n}$  is the velocity vector projected on  $\vec{n}$ . The Jacobian matrix  $\mathbb{A}_n$  has three distinct eigenvalues:

$$\lambda_1 = u_n - c, \quad \lambda_2 = u_n, \quad \lambda_3 = u_n + c, \quad (4)$$

where  $c = \sqrt{gH}$  is the gravity wave speed in infinite wavelength limit. This quantity plays the same rôle as the speed of sound in compressible fluid mechanics. The hyperbolicity condition for the system (1), (2) follows immediately from (4) and the definition of  $c$ . The eigenstructure of the Jacobian matrix  $\mathbb{A}_n$  is fundamental for constructing numerical flux function, cf. [35], and thus, unwinding the discrete solution.

2.1.1. *Properties.* Nonlinear Shallow Water Equations have many other interesting properties. Some of them will be briefly recalled here. To reveal these properties, we shall take the water wave theory point of view.

Let us recast equations (1), (2) in the following nonconservative form in one space dimension:

$$\partial_t \eta + \partial_x((h + \eta)u) = 0, \quad (5)$$

$$\partial_t u + \frac{1}{2} \partial_x |u|^2 + g \partial_x \eta = 0. \quad (6)$$

These equations possess a (non-canonical) Hamiltonian structure [90, 114, 88]:

$$\partial_t \begin{pmatrix} \eta \\ u \end{pmatrix} + \begin{pmatrix} 0 & \partial_x \\ \partial_x & 0 \end{pmatrix} \begin{pmatrix} \frac{\delta \mathcal{H}}{\delta \eta} \\ \frac{\delta \mathcal{H}}{\delta u} \end{pmatrix} = 0,$$

where the Hamiltonian  $\mathcal{H}$  is defined as

$$\mathcal{H} := \frac{1}{2} \int_{-\infty}^{+\infty} g \eta^2 dx + \frac{1}{2} \int_{-\infty}^{+\infty} (h + \eta) u^2 dx.$$

Moreover, the pair of equations (5), (6) possesses an infinity of conservation laws [13, 77].

Equations (5), (6) can be also derived from Luke's Lagrangian variational principle [72] if we introduce the velocity potential function  $\phi(\vec{x}, t)$  such that  $\vec{u} = \nabla \phi$ . In this case, the Lagrangian reads

$$\mathcal{L} = \int_{t_1}^{t_2} \int_{\vec{x}_1}^{\vec{x}_2} \left\{ (\eta + h) (\phi_t + \frac{1}{2} |\nabla \phi|^2) + \frac{1}{2} g \eta^2 \right\} d\vec{x} dt.$$

Governing equations (5), (6) are obtained by varying  $\mathcal{L}$  with respect to  $\eta$  and  $\phi$ . Recently, a generalized variational principle was proposed by Clamond & Dutykh, cf. [21]. Their approach allows for more flexibility and can be used to derive various generalized shallow and deep water approximations.

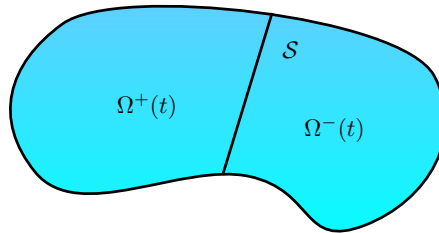


FIGURE 1. Two immiscible fluids separated by an interface.

2.1.2. *Extensions.* The Nonlinear Shallow Water Equations (1), (2) arise after a series of approximations applied to complete set of equations. Strictly speaking, they model the propagation and transformation of infinitely long water waves. That is why, their validity for run-up and flooding simulations is not so obvious *a priori*.

The validity region of these equations can be extended by adding some new physical effects. The inclusion of the dispersion is beneficial for description of shorter wavelengths. As a result, one can derive Boussinesq equations, [16, 17, 74, 4, 5, 3, 9], Serre equations, [95, 2], Green-Naghdi model, [45, 46, 61, 68], and several others.

Another physical effect is the dissipation. Situations where dissipation becomes important for water waves are discussed in [113, 18, 109, 27, 39, 38]. If one neglects the bottom boundary layer effects [27, 39], dissipative equations (5), (6) take the following form, cf. [34, 27, 39]:

$$\begin{aligned}\partial_t \eta + \nabla \cdot ((h + \eta)\vec{u}) &= \nu \nabla^2 \eta, \\ \partial_t \vec{u} + \frac{1}{2} \nabla |\vec{u}|^2 + g \nabla \eta &= \nu \nabla^2 \vec{u},\end{aligned}$$

where  $\nu$  is the kinematic viscosity. Corresponding dissipative Boussinesq equations can be found in [64, 70, 71, 27, 39].

When equations are recast in the conservative form (1), (2), there is also an alternative approach to include the dissipation initiated by Gerbeau & Perthame and followed by other authors, cf. e.g. [47, 6, 7, 73].

**2.2. Two-fluid Navier-Stokes equations.** Let us consider two immiscible and incompressible<sup>2</sup> fluids (water and air, for example) occupying domain  $\Omega = \Omega^+ \cup \Omega^-$ , where they are separated by an interface  $\mathcal{S}$ . This situation is schematically depicted in Figure 1. We note that we do not make any assumption on the interface complexity and topology. In what follows we will denote by superscripts  $\pm$  all quantities related to the heavy and light fluids respectively.

In each fluid we can write mass and momentum balance equations:

$$\nabla \cdot \vec{u} = 0, \tag{7}$$

$$\rho^\pm (\partial_t \vec{u} + \vec{u} \cdot \nabla \vec{u}) + \nabla p = \nabla \cdot (2\mu^\pm \mathbf{D}) + \sigma \kappa \delta_{\mathcal{S}} \vec{n} + \rho^\pm \vec{g}. \tag{8}$$

The latter may be written in conservative form:

$$\partial_t (\rho^\pm \vec{u}) + \nabla \cdot (\rho^\pm \vec{u} \otimes \vec{u} + p \mathbf{I}) = \nabla \cdot (2\mu^\pm \mathbf{D}) + \sigma \kappa \delta_{\mathcal{S}} \vec{n} + \rho^\pm \vec{g},$$

<sup>2</sup>The case of the two compressible and miscible fluids was recently studied by Dias, Dutykh and Ghidaglia, cf. [37, 33, 32, 31].

where  $\vec{u}$  is the fluid velocity,  $\rho^\pm$  are the fluids densities,  $\mu^\pm$  are the fluids dynamic viscosities,  $\mathbf{D} = \frac{1}{2}(\partial_i u_j + \partial_j u_i)$  is the rate of deformation tensor. The surface tension term is a force concentrated at the interface,  $\sigma$  is the surface tension coefficient,  $\kappa$  is the curvature of the interface,  $\vec{n}$  is the unit normal to the interface and  $\delta_{\mathcal{S}}$  is the distribution (Dirac mass function) concentrated on the interface  $\mathcal{S}$ .

Governing equations (7), (8) have to be completed by the following jump conditions across the interface:

- Velocity continuity

$$[\vec{u}]_{\mathcal{S}} = 0 \quad (9)$$

- Tangential stress condition

$$[\mu \vec{t} \cdot \mathbf{D} \cdot \vec{n}]_{\mathcal{S}} = 0, \quad (10)$$

- Normal stress condition

$$[\vec{n} \cdot (-p\mathbf{I} + 2\mu\mathbf{D}) \cdot \vec{n}]_{\mathcal{S}} = \sigma\kappa, \quad (11)$$

where  $\vec{t}$  is a tangent vector ( $\vec{t} \cdot \vec{n} = 0$ ) to the interface and notation  $[\cdot]_{\mathcal{S}}$  represents the jump of a quantity across the surface  $\mathcal{S}$ .

However, for numerical computations it is advantageous to introduce a characteristic function  $\phi$ , (cf. [58, 103, 44, 33, 32, 31]) defined as:

$$\phi = \begin{cases} 1, & \vec{x} \in \Omega^+(t), \\ 0, & \vec{x} \in \Omega^-(t). \end{cases}$$

Thus,  $\phi$  and  $\vec{n}$  are related by the formula  $\nabla\phi = \vec{n}\delta_{\mathcal{S}}$ . In the absence of phase change,  $\phi$  is simply advected by the fluid motion:

$$\partial_t \phi + \nabla \cdot (\phi \vec{u}) = 0. \quad (12)$$

In order to write a unique formulation for the entire domain, we express the density and the viscosity as functions of  $\phi$ :

$$\rho = \phi\rho^+ + (1 - \phi)\rho^-, \quad \mu = \phi\mu^+ + (1 - \phi)\mu^-.$$

Thus, we have the following momentum balance equation:

$$\rho(\partial_t \vec{u} + \vec{u} \cdot \nabla \vec{u}) + \nabla p = \nabla \cdot (2\mu\mathbf{D}) + \sigma\kappa\delta_{\mathcal{S}}\vec{n} + \rho\vec{g}. \quad (13)$$

Along with the mass conservation equation (7) and the volume fraction advection equation (12), it forms the two-fluid Navier-Stokes equations with an interface, which are solved numerically below.

**Remark 2.** We can recover jump conditions (9) – (11) if we investigate the governing equations (7), (12), (13) in the neighborhood of the surface  $\mathcal{S}$  and making use of the formula  $\nabla\phi = \vec{n}\delta_{\mathcal{S}}$ .

**3. Analytical solutions.** In this section we review known analytical solutions related to the dam break problem that we use in the comparison with the numerical results.

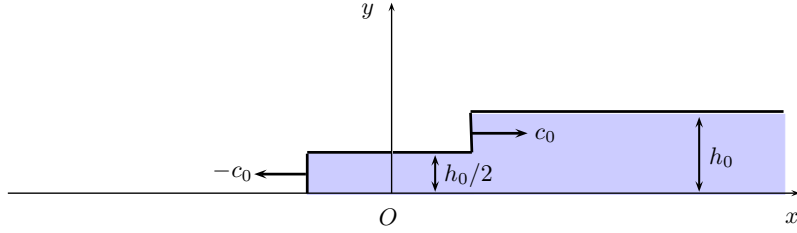


FIGURE 2. Sketch of the solution to the LSWE.

**3.1. Linear solution.** The simplest analytical solution for the dam break problem can be derived when we consider Linear Shallow Water Equations (LSWE). The latter can be obtained in a straightforward manner from (5), (6):

$$\begin{aligned}\partial_t \eta + \partial_x (h_0 u) &= 0, \\ \partial_t u + g \partial_x \eta &= 0.\end{aligned}$$

In some situations, it is advantageous to eliminate the velocity variable  $u$  to obtain

$$\frac{\partial^2 \eta}{\partial t^2} - \frac{\partial}{\partial x} \left( c_0^2 \frac{\partial \eta}{\partial x} \right) = 0, \quad c_0 := \sqrt{gh_0}. \quad (14)$$

The Initial Value Problem (IVP) for (14) corresponding to the dam break takes the following form:

$$\eta(x, 0) = h_0 \mathcal{H}(x), \quad \partial_t \eta(x, 0) = 0,$$

where  $\mathcal{H}(x)$  is the Heaviside function. This IVP can be easily solved using the Fourier transform:

$$\eta(x, t) = h_0 \left( \frac{1}{2} + \frac{1}{\pi} \int_0^{+\infty} \frac{\sin(kx)}{k} \cos(c_0 kt) dk \right).$$

The sketch of this solution is presented in Figure 2. Namely, it consists of two waves propagating in opposite directions with velocities  $\pm c_0$ . Hence, the front speed is equal to  $-c_0$ . Of course, this result is nonphysical as it will be shown below.

Similar solutions can be constructed considering the linearized Euler equations for either one or two fluids separated by an interface.

**3.2. Small time asymptotics.** Several small time asymptotics were proposed to solve the dam break problem. One of the first solutions was derived by Pohle (1950), [86]. Such methods generally require the use of lagrangian description. The prominent book by Stoker, [99], also contains such a solution:

$$X(a, b, t) = a - \frac{g}{2\pi} t^2 \log \left( \frac{\cos^2 \frac{\pi b}{4h_0} + \sinh^2 \frac{\pi a}{4h_0}}{\sin^2 \frac{\pi b}{4h_0} + \sinh^2 \frac{\pi a}{4h_0}} \right) + o(t^2), \quad (15)$$

$$Y(a, b, t) = b - \frac{g}{\pi} t^2 \arctan \left( \frac{\sin \frac{\pi b}{2h_0}}{\sinh \frac{\pi a}{2h_0}} \right) + o(t^2), \quad (16)$$

where  $(X, Y)$  are new coordinates of the particle  $(a, b)$  at time  $t$ . Recently this solution was generalized by Korobkin & Oguz (2008) [65]. We tried to compare the solution (15), (16) to our numerical results and found that its validity time is too short for any practical use. That is why this solution is not plotted below.



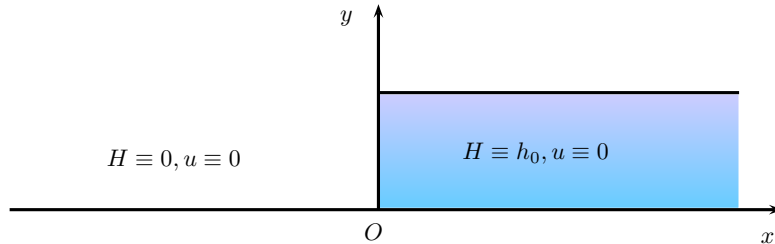


FIGURE 3. Sketch of the initial condition for the shallow water computations.

Note, that expressions (15) and (16) are singular at the shoreline  $(a, b) = (0, 0)$ . Thus, some special care is needed to get an asymptotic expansion valid in the vicinity of this point, cf. [65].

**3.3. Nonlinear solution.** The classical book by J.J. Stoker, [99], contains an analytical solution for the dam break problem. Consider the classical initial condition:

$$H(x, 0) = \begin{cases} h_0, & x \geq 0, \\ 0, & x < 0. \end{cases} \quad u(x, 0) \equiv 0, \quad \forall x \in \mathbb{R}.$$

Schematically it is depicted on Figure 3.

Then, by considering the Riemann invariants and using the method of characteristics, [67, 48, 49, 23], one can derive the following solution:

$$H(x, t) = \begin{cases} 0, & x < -2c_0t, \\ \frac{1}{9g} \left( \frac{x}{t} + 2c_0 \right)^2, & -2c_0t \leq x \leq c_0t, \\ h_0, & x > c_0t, \end{cases} \quad (17)$$

$$u(x, t) = \begin{cases} 0, & x < -2c_0t, \\ \frac{2}{3} \left( \frac{x}{t} - c_0 \right), & -2c_0t \leq x \leq c_0t, \\ 0, & x > c_0t, \end{cases} \quad (18)$$

where  $c_0 := \sqrt{gh_0}$  is the gravity wave speed in the undisturbed region. The front position is given by the characteristic outgoing from the fluid region:

$$x_f(t) = -2c_0t.$$

Recall that recently this solution was generalized to the constant slope case by Mangeney *et al.* (2000), [76].

**Remark 3.** The run-up algorithm used in our numerical code VOLNA is based on this analytical result. Namely, we impose just obtained front speed when the wet/dry transition is detected. This simple approach was validated and shown to be very robust. For more details we refer to Dutykh *et al.* (2009), [35].

**4. Numerical methods.** The main purpose of this study is to draw out some conclusions on the validity of NSW for wetting (flooding) process simulations. That is why, we do not provide here any details about numerical methods used to compute solutions. The interested reader can consult references given below to get technical details.

In order to solve numerically the two-fluid Navier-Stokes equations (7), (13) and (12), we applied the finite volumes method, cf. e.g. [60, 89, 84]. Namely, a freely available solver `interDyMFoam` of the `OpenFOAM` CFD Toolbox [84] was

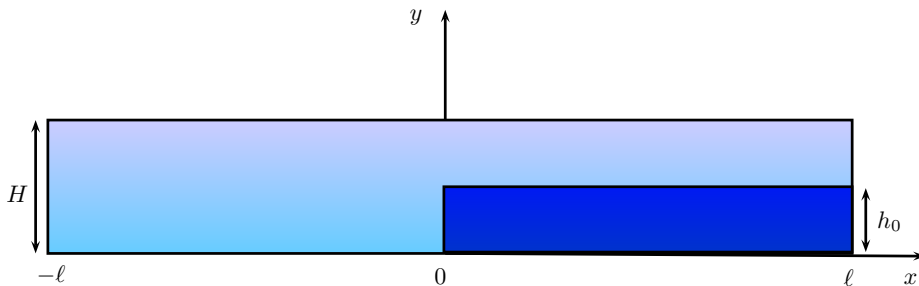


FIGURE 4. Sketch of the initial condition for two-fluid numerical simulation (DNS).

used. The interface between two fluids is reconstructed from the volume fraction  $\phi$  distribution using the VOF method, cf. [54, 101, 87]. Let us underline that all two-fluid computations presented in this study are 3D with only one cell in  $z$ -direction. Everywhere we impose the classical no-slip boundary condition.

Nonlinear Shallow Water Equations are solved with our operational numerical code VOLNA, cf. [37, 35]. This code was developed in close collaboration with R. Poncet and F. Dias when the first author was at CMLA, ENS de Cachan. The VOLNA code uses unstructured triangular meshes and is able to run in arbitrary complex coastal regions. The numerical method is a second-order finite volumes MUSCL-TVD scheme along with the SSP-RK3(4) method for the discretization in time, cf. [98]. Details on adopted discretization procedure can be found in [37, 85, 35]. All the computations we performed are in 2D and only one-dimensional cross sections are presented below. On the lateral boundaries we impose the wall boundary condition  $\vec{u} \cdot \vec{n} = 0$ . This choice is consistent with two-fluid computation and allows us to have an insight into the impact process.

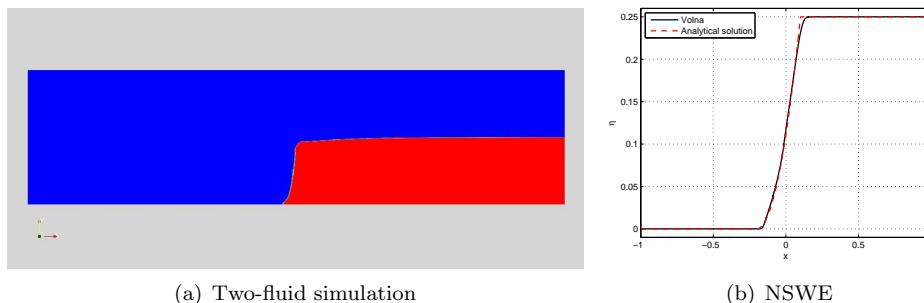
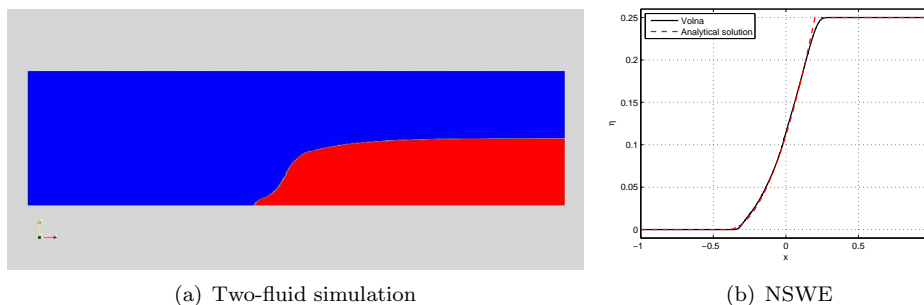
**5. Results comparison and discussion.** In this section we perform a comparison between a two-fluid simulation (DNS), the analytical solution by Stoker (1957) and numerical solutions to the NSWE by the VOLNA code. The initial set-up for the VOLNA code is shown in Figure 3. Sketch of the initial condition for the DNS is depicted on Figure 4. The simulation time and propagation distance is chosen so that the right boundary do not influence obtained results. All parameters used in computations are given in Table 1. These parameters are chosen suitable to simulate the air/water interaction.

The snapshots of our simulations are given on Figures 5 – 11. On the left image (a) we represent the volume fraction  $\phi$  distribution provided by the DNS. On the right image (b) we plot together the analytical solution (17) (red dotted line) and simulation results by the VOLNA code (black solid line) for the free surface elevation  $\eta$ . The analytical solution is almost superposed with our numerical simulation as it is expected. This result can be considered as one more validation test of the wetting/drying algorithm used in the VOLNA code.

In the beginning of the simulation, the water column is slightly deformed due to the gravity force (Figure 5). Only a small time interval is needed for the heavy fluid to acquire the kinetic energy and to enter into the propagation régime depicted on Figures 6 – 11. Analytical solution (17) prescribes a parabolic form of the interface. However, the DNS shows somehow different shape. Lower fluid layers undergo

<i>parameter</i>	<i>value</i>
gravity acceleration, $g$ , $m/s^2$	1.0
fluid column height, $h_0$ , $m$	0.25
fluid column length, $\ell$ , $m$	1.0
total domain height, $H$ , $m$	0.5
fluid density, $\rho^+$ , $kg/m^3$	1000.0
fluid viscosity, $\nu^+$ , $m^2/s$	$10^{-6}$
air density, $\rho^-$ , $kg/m^3$	1.0
air viscosity, $\nu^-$ , $kg/m^3$	$10^{-6}$
surface tension, $\sigma$ , $kg$	0.07

TABLE 1. Parameters used in numerical simulations.

FIGURE 5. Initial deformation of the water column under the gravity force ( $t = 0.2$  s).FIGURE 6. Transition to the propagation régime ( $t = 0.4$  s).

stronger acceleration than in NSWE and thus propagate faster. Nonuniform distribution of the velocity field along the heavy fluid is illustrated on Figure 12. This creates a strong distortion of the interface which is elongated near the bottom (it can be easily seen in Figures 10 – 11). This effect is not present in NSWE simulations since, the vertical flow structure is not resolved by this approximate model. Consequently, in NSWE we obtain a piecewise linear distribution of the velocity field as it follows from analytical solution (18).

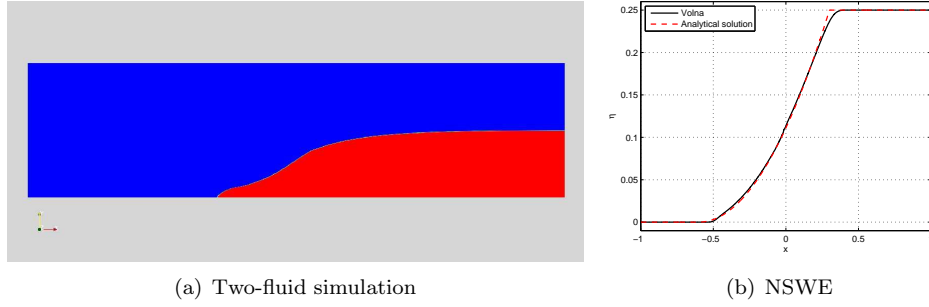


FIGURE 7. Heavy fluid entering into the propagation régime ( $t = 0.6$  s).

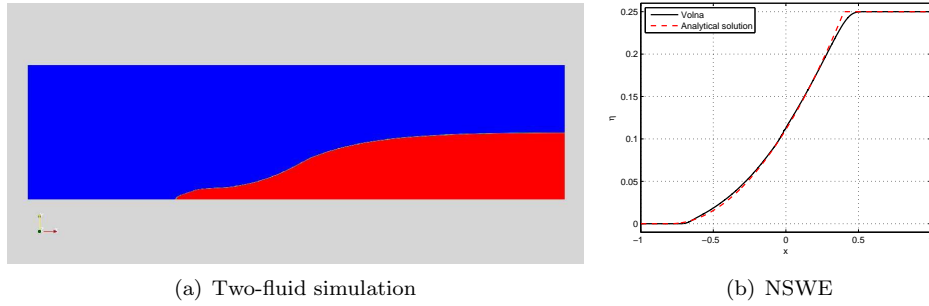


FIGURE 8. Heavy fluid in the propagation régime ( $t = 0.8$  s).

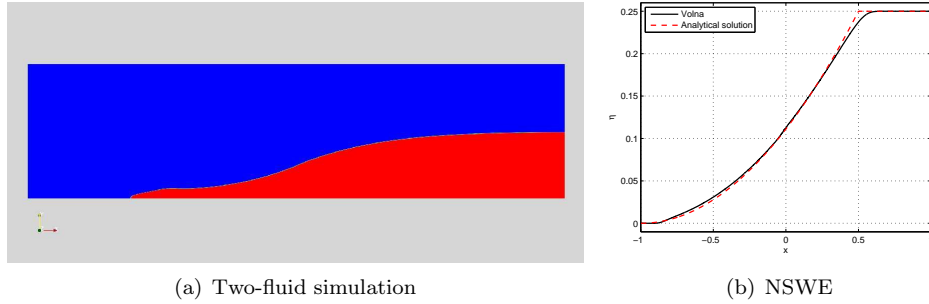


FIGURE 9. Heavy fluid in the propagation régime ( $t = 1$  s).

Let us notice another one fact. In Figure 11 one can observe that the NSWE solution has already achieved the left vertical wall. From this moment, the analytical solution is not valid anymore. However, the two-fluid simulation has not yet reached the left boundary. This discrepancy comes from the time lag due to initial acceleration stage, on one hand, and slightly different front propagation speeds, on the other hand. Bottom boundary layer may have some effect onto the propagation speed of the heavy fluid front [37, 39].

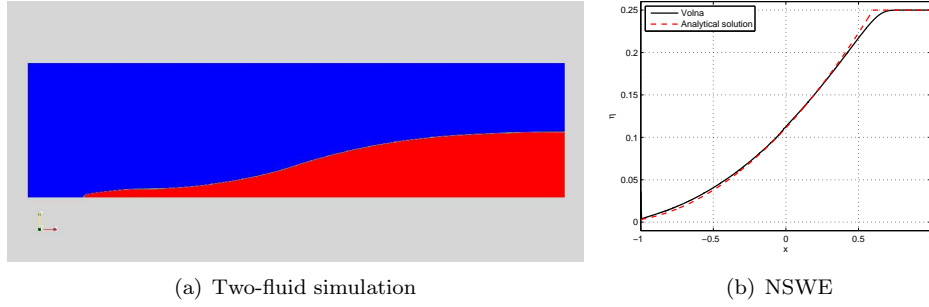


FIGURE 10. Heavy fluid front before the interaction with the left wall ( $t = 1.2$  s).

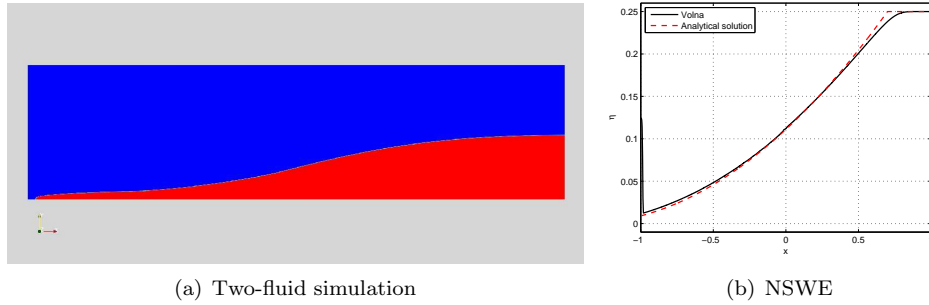


FIGURE 11. Heavy fluid front before the interaction with the left wall ( $t = 1.4$  s).




FIGURE 12. Velocity field magnitude at  $t = 1.4$  s.

From these simulations, we extracted the wave front position, shown in Figure 13 as a function of time for two different initial heights:  $h_0 = 0.25$  m (as in simulations presented above) and  $h_0 = 0.125$  m. Qualitatively these two results are similar. We can underline again a very good agreement between numerical and analytical NSWE results. On the other hand, there is a slightly increasing difference in the front position with the two-fluid DNS. It can be attributed to the initial acceleration stage ( $t \leq 0.25$  s) which is present in the two-fluid model. Another explanation consists in the front velocity which can be determined by measuring the slope to

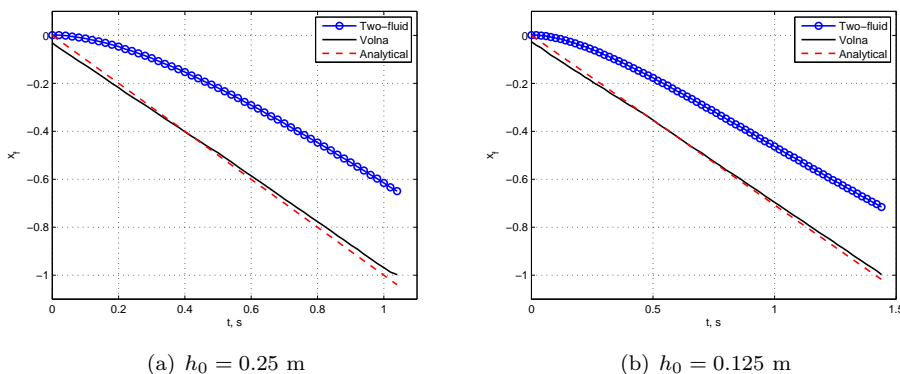


FIGURE 13. Comparison of the front position according to three different models: blue line with circles corresponds to the DNS, black line shows the front position predicted by VOLNA solver (NSWE) and the red dotted line is the analytical solution (17).

	$h_0 = 0.25 \text{ m}$	$h_0 = 0.125 \text{ m}$
<i>Two-fluid (DNS)</i>	-0.81	-0.58
<i>VOLNA (NSWE)</i>	-0.96	-0.68
<i>Analytical (NSWE)</i>	-1.0	-0.71
<i>Analytical (LSWE)</i>	-0.5	-0.35

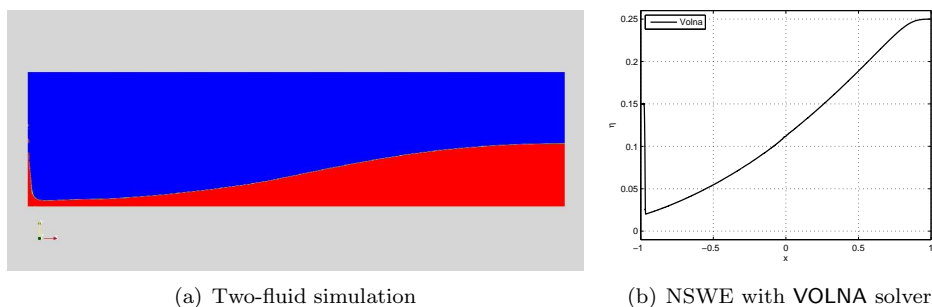
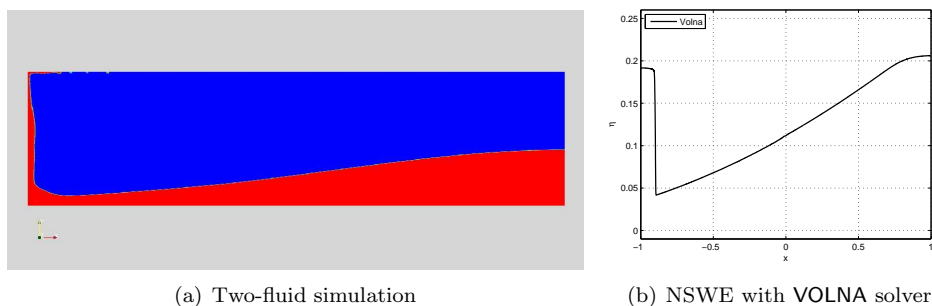
TABLE 2. Front speed predicted by four different approaches.

the curve  $t \rightarrow x_f(t)$ . Determined in this way front speeds (in permanent régime,  $t \geq 0.25$  s) are given in Table 2. The LSWE give completely wrong results showing again that the nonlinearity plays the crucial rôle in this process. It is also worth to note that the numerical front speed by the VOLNA code is closer to the DNS. This positive fact can be attributed to the effect of the numerical diffusion on unstructured meshes.

**5.1. Impact process.** In the previous section we presented results concerning the initial and propagation stages of the dam break problem. However, we continued computations until the interaction with the left wall and even slightly beyond. The goal is to test again the validity of the NSWE in such extreme conditions. For this kind of situations we do not know any analytical solution. Thus, we compare only DNS and VOLNA code results. The comparison results are presented on Figures 14 and 15. For instance, the wave amplitude on Figure 15 (a) reaches the upper boundary (its height is 0.5 m), while NSWE numerical solution amplitude does not exceed 0.2 m.

From these results it is obvious that the wave impact process is not correctly modelled by NSWE. It is possible to foresee this conclusion if one recalls two main constitutive assumptions behind NSWE:

- The pressure is hydrostatic
- Vertical velocity and acceleration are neglected

FIGURE 14. Interaction with the left vertical wall at  $t = 1.6$  s.FIGURE 15. Interaction with the left vertical wall at  $t = 2.2$  s.

Notice, that for infinitely long waves, these two hypotheses are equivalent. Since, the dynamic pressure dominates in the impact process, we get qualitatively wrong results (it is especially clear from Figure 15).

**6. Conclusions and perspectives.** In the present study we tried to examine the validity of the NSWE for wetting (flooding) process modelling. As a test-case we chose the classical dam break problem which is the *de facto* standard in this field. This problem was solved in the context of two completely different models in terms of physical precision and, by consequence, of different complexity. The two-fluid DNS was chosen as the reference solution since all necessary physical effects are included in it.

Comparison results presented above show good overall performance of the NSWE. In order to appreciate more these results, one should take into account also the computational cost of the DNS and relatively inexpensive shallow water simulations.

However, we revealed several drawbacks of the depth-integrated model. Namely, the free surface shape differs from the parabolic profile predicted by NSWE. This discrepancy is attributed to the non-piecewise linear distribution of the velocity field inside the water column. To compare, see Figure 12 for the DNS result and formula (18) for the analytical prediction by NSWE. The experimental and theoretical study of P.K. Stansby *et al* (1998) [93] also revealed some differences during the initial stages. However, their objection concerned essentially some new jet-like phenomena just after release. For later times, they found relatively close agreement with NSWE.

We went beyond the initial purpose of this study and continued our simulations until the impact process with the left wall. It was shown that the NSWE strongly underestimate the wave height. This discrepancy has its origins in the hydrostatic pressure assumption. Actually, the dynamic pressure becomes dominant during the impact process. Its excess is responsible of spectacular splashes that we may have a chance to observe in nature.

Concerning the front propagation speed, we obtained slightly different values between the DNS and the NSWE solutions. We have to note that in a physical experiment this quantity depends on the soil conditions. The standard no-slip boundary condition is clearly insufficient to describe all kinds of soils. We believe that future research activities will focus on developing more flexible and realistic boundary conditions for Navier-Stokes equations (two-fluid or with free surface). On the other hand, NSWE are also improvable. Recently, bottom boundary layer effects on long waves were studied [39]. Pertinent friction laws for NSWE should be also developed. Another direction consists in extending NSWE to account for bed material transport as it was recently proposed by Fraccarollo & Capart (2002) [40].

**Acknowledgements.** We would like to thank Frédéric Dias, Jean-Michel Ghidaglia and Raphaël Poncet from CMLA, ENS de Cachan for their invaluable participation in developing the operational code VOLNA . Also, the authors would like to acknowledge Professors Costas Synolakis and Jean-Claude Saut for helpful discussions. Their works on water waves are limitless source of our inspiration. The first author is grateful to Céline Acary-Robert for her permanent assistance and valuable advice. Finally, special thanks go to David Lannes who organized the workshop “Oceanography & Mathematics” (26 – 28 January 2009 at ENS Paris) and brought together the authors.

## REFERENCES

- [1] K. Anastasiou and C. T. Chan. Solution of the 2d shallow water equations using the finite volume method on unstructured triangular meshes. *International Journal for Numerical Methods in Fluids*, 24:1225–1245, 1999.
- [2] E. Barthlemy. Nonlinear shallow water theories for coastal waves. *Surveys in Geophysics*, 25:315–337, 2004.
- [3] J.L. Bona, T. Colin, and D. Lannes. Long wave approximations for water waves. *Arch. Rational Mech. Anal.*, 178:373–410, 2005.
- [4] J.L. Bona, M. Chen, and J.-C. Saut. Boussinesq equations and other systems for small-amplitude long waves in nonlinear dispersive media. I: Derivation and linear theory. *Journal of Nonlinear Science*, 12:283–318, 2002.
- [5] J.L. Bona, M. Chen, and J.-C. Saut. Boussinesq equations and other systems for small-amplitude long waves in nonlinear dispersive media: II. the nonlinear theory. *Nonlinearity*, 17:925–952, 2004.
- [6] D. Bresch and B. Desjardins. Existence of global weak solutions for a 2d viscous shallow water equations and convergence to the quasi-geostrophic model. *Communications in Mathematical Physics*, 238:211–223, 2003.
- [7] D. Bresch and B. Desjardins. On the construction of approximate solutions for the 2D viscous shallow water model and for compressible Navier-Stokes models. *Journal de Mathématiques Pures et Appliquées*, 86(4):362–368, 2006.
- [8] V.P. Boñgolan-Walsh, J. Duan, P. Fischer, T. Özgökmen, and T. Iliescu. Impact of boundary conditions on entrainment and transport in gravity currents. *Applied Mathematical Modelling*, 31:1338–1350, 2007.
- [9] J.L. Bona, V.A. Dougalis, and D.E. Mitsotakis. Numerical solution of KdV-KdV systems of Boussinesq equations: I. The numerical scheme and generalized solitary waves. *Mat. Comp. Simul.*, 74:214–228, 2007.



- [10] N. Blaise, K. Debiane, and J.-M. Piau. Bed slope effect on the dam break problem. *J. Hydr. Res.*, 38(6), 2000.
- [11] C.V. Bellos. Experimental measurements of flood wave created by a dam break. *European Water*, 7/8:3–15, 2004.
- [12] T.B. Benjamin. Gravity currents and related phenomenon. *J. Fluid Mech.*, 31:209–248, 1968.
- [13] D.J. Benney. *Nonlinear wave motion*, chapter Nonlinear waves. Amer. Math. Soc., Providence, RI, 1974.
- [14] V.K. Birman, J.E. Martin, and E. Meiburg. The non-Boussinesq lock-exchange problem. Part 2. High-resolution simulations. *J. Fluid Mech.*, 537:125–144, 2005.
- [15] O. Bokhove. Flooding and drying in discontinuous Galerkin finite-element discretizations of Shallow-Water equations. part 1: One dimension. *Journal of Scientific Computing*, 22–23:47–82, 2005.
- [16] J. V. Boussinesq. Theorie gnrale des mouvements qui sont propags dans un canal rectangulaire horizontal. *C. R. Acad. Sc. Paris*, 73:256–260, 1871.
- [17] J. Boussinesq. Theorie des ondes et des remous qui se propagent le long d’un canal rectangulaire horizontal, en communiquant au liquide contenu dans ce canal des vitesses sensiblement pareilles de la surface au fond. *J. Math. Pures Appl.*, 17:55–108, 1872.
- [18] J.L. Bona, W.G. Pritchard, and L.R. Scott. An evaluation of a model equation for water waves. *Phil. Trans. R. Soc. Lond. A*, 302:457–510, 1981.
- [19] F. Benkhaldoun and L. Quivy. A non homogeneous riemann solver for shallow water and two phase flows. *Flow, Turbulence and Combustion*, 76:391–402, 2006.
- [20] Y.-C. Bai and D. Xu. Numerical simulation of two-dimensional dam-break flows in curved channels. *Journal of Hydrodynamics, Ser. B*, 19(6):726–735, 2007.
- [21] D. Clamond and D. Dutykh. A generalized variational principle for water waves. *Submitted to J. Fluid Mech.*, 2009.
- [22] G. F. Carrier and H. P. Greenspan. Water waves of finite amplitude on a sloping beach. *J. Fluid Mech.*, 2:97–109, 1958.
- [23] G.A. Chechkin and A. Yu. Goritsky. *Analytical and Numerical Aspects of Partial Differential Equations*, chapter S.N. Kruzhkov’s lectures on first-order quasilinear PDEs. 2009.
- [24] D.M. Causon, D.M. Ingram, C.G. Mingham, G. Yang, and R.V. Pearson. Calculation of shallow water flows using a cartesian cut cell approach. *Advances in Water Resources*, 23:545–562, 2000.
- [25] W.-Y. Chang, L.-C. Lee, H.-C. Lien, and J.-S. Lai. Simulations of dam-break flows using free surface capturing method. *Journal of Mechanics*, 24(4):391–403, 2008.
- [26] G. F. Carrier, T. T. Wu, and H. Yeh. Tsunami run-up and draw-down on a plane beach. *J. Fluid Mech.*, 475:79–99, 2003.
- [27] D. Dutykh and F. Dias. Viscous potential free-surface flows in a fluid layer of finite depth. *C. R. Acad. Sci. Paris, Ser. I*, 345:113–118, 2007.
- [28] D. Dutykh and F. Dias. Water waves generated by a moving bottom. In Anjan Kundu, editor, *Tsunami and Nonlinear waves*. Springer Verlag (Geo Sc.), 2007.
- [29] D. Dutykh and F. Dias. Influence of sedimentary layering on tsunami generation. *Computer Methods in Applied Mechanics and Engineering*, Submitted, 2008.
- [30] D. Dutykh and F. Dias. Tsunami generation by dynamic displacement of sea bed due to dip-slip faulting. *Mathematics and Computers in Simulation*, Accepted, 2008.
- [31] F. Dias, D. Dutykh, and J.-M. Ghiadaglia. A compressible two-fluid model for the finite volume simulation of violent aerated flows. Analytical properties and numerical results. Research report, CMLA, ENS de Cachan, 2008.
- [32] F. Dias, D. Dutykh, and J.-M. Ghiadaglia. Simulation of free surface compressible flows via a two fluid model. In *Proceedings of OMAE2008 27th International Conference on Offshore Mechanics and Arctic Engineering, June 15-20, 2008, Estoril, Portugal*, 2008.
- [33] F. Dias, D. Dutykh, and J.-M. Ghiadaglia. A two-fluid model for violent aerated flows. *Submitted to Comput. & Fluids*, 2008.
- [34] F. Dias, A.I. Dyachenko, and V.E. Zakharov. Theory of weakly damped free-surface flows: a new formulation based on potential flow solutions. *Physics Letters A*, 372:1297–1302, 2008.

- [35] D. Dutykh, R. Poncet, and F. Dias. Complete numerical modelling of tsunami waves: generation, propagation and inundation. *In preparation*, 2009.
- [36] A.J.C. de Saint-Venant. Théorie du mouvement non-permanent des eaux, avec application aux crues des rivières et à l'introduction des marées dans leur lit. *C. R. Acad. Sc. Paris*, 73:147–154, 1871.
- [37] D. Dutykh. *Mathematical modelling of tsunami waves*. PhD thesis, École Normale Supérieure de Cachan, 2007.
- [38] D. Dutykh. Group and phase velocities in the free-surface visco-potential flow: new kind of boundary layer induced instability. *Submitted to Physics Letters A*, 2008.
- [39] D. Dutykh. Visco-potential free-surface flows and long wave modelling. *Eur. J. Mech. B/Fluids*, Accepted, 2008.
- [40] L. Fraccarollo and H. Capart. Riemann wave description of erosional dam-break flows. *J. Fluid Mech.*, 461:183–228, 2002.
- [41] J.-M. Ghidaglia. Flux schemes for solving nonlinear systems of conservation laws. In J.J. Chattot and M. Hafez, editors, *Proceedings of the meeting in honor of P.L. Roe*, Arcachon, July 1998.
- [42] J.-M. Ghidaglia. *Innovative Methods for Numerical Solution of Partial Differential Equations*, chapter Flux schemes for solving nonlinear systems of conservation laws. World Scientific, Singapore, 2001.
- [43] J.-M. Ghidaglia, A. Kumbaro, and G. Le Coq. Une methode volumes-finis flux caractéristiques pour la rsolution numrique des systmes hyperboliques de lois de conservation. *C. R. Acad. Sci. I*, 322:981–988, 1996.
- [44] J.-M. Ghidaglia, A. Kumbaro, and G. Le Coq. On the numerical solution to two fluid models via cell centered finite volume method. *Eur. J. Mech. B/Fluids*, 20:841–867, 2001.
- [45] A. E. Green, N. Laws, and P. M. Naghdi. On the theory of water waves. *Proc. R. Soc. Lond. A*, 338:43–55, 1974.
- [46] A.E. Green and P. M. Naghdi. A derivation of equations for wave propagation in water of variable depth. *J. Fluid Mech.*, 78:237–246, 1976.
- [47] F. Gerbeau and B. Perthame. Derivation of viscous Saint-Venant system for laminar shallow water. *Discrete Contin. Dynam. Syst. Ser. B*, 1(1):89–102, 2001.
- [48] E. Godlewski and P.-A. Raviart. *Hyperbolic systems of conservation laws*. Ellipses, 1990.
- [49] E. Godlewski and P.-A. Raviart. *Numerical approximation of hyperbolic systems of conservation laws*, volume 118. Springer, 1996.
- [50] G. Gottardi and M. Venutelli. Central scheme for two-dimensional dam-break flow simulation. *Advances in Water Resources*, 27:259–268, 2004.
- [51] J.-M. Hervouet. A high resolution 2-d dam-break model using parallelization. *Hydrol. Process.*, 14:2211–2230, 2000.
- [52] J. Hacker, P.F. Linden, and S.B. Dalziel. Mixing in lock-release gravity currents. *Dynamics of Atmospheres and Oceans*, 24:183–195, 1996.
- [53] C.J. Härtel, E. Meiburg, and F. Necker. Analysis and direct numerical simulation of the flow at a gravity-current head. Part 1. Flow topology and front speed for slip and no-slip boundaries. *J. Fluid Mech.*, 418(9):189–212, 2000.
- [54] C.W. Hirt and B.D. Nichols. Volume of fluid (VOF) method for the dynamics of free boundaries. *J. Comput. Phys.*, 39:201–225, 1981.
- [55] B. Hunt. Asymptotic solution for dam break problem. *J. Hydraul. Div. ASCE*, 108:115–126, 1982.
- [56] F.H. Harlow and J.E. Welch. Numerical calculation of time-dependent viscous incompressible flow of fluid with free surface. *Phys. Fluids*, 8:2182, 1965.
- [57] F. Imamura. *Long-wave runup models*, chapter Simulation of wave-packet propagation along sloping beach by TUNAMI-code, pages 231–241. World Scientific, 1996.
- [58] M. Ishii. *Thermo-Fluid Dynamic Theory of Two-Phase Flow*. Eyrolles, Paris, 1975.
- [59] F. Imamura, A.C. Yalciner, and G. Ozyurt. *Tsunami modelling manual*, April 2006.
- [60] H. Jasak. *Error analysis and estimation for the finite volume method with applications to fluid flows*. PhD thesis, University of London and Imperial College, 1996.
- [61] J.W. Kim, K.J. Bai, R.C. Ertekin, and W.C. Webster. A derivation of the Green-Naghdi equations for irrotational flows. *Journal of Engineering Mathematics*, 40(1):17–42, 2001.

- [62] J.J. Keller and Y.-P. Chyou. On the hydrodynamic lock-exchange problem. *Journal of Applied Mathematics and Physics*, 42, 1991.
- [63] Y. Kervella, D. Dutykh, and F. Dias. Comparison between three-dimensional linear and nonlinear tsunami generation models. *Theor. Comput. Fluid Dyn.*, 21:245–269, 2007.
- [64] G. A. Khabakhpashev. Nonlinear evolution equation for sufficiently long two-dimensional waves on the free surface of a viscous liquid. *Computational Technologies*, 2:94–101, 1997.
- [65] A. Korobkin and Y. Oguz. The initial stage of dam-break flow. *J. Eng. Math.*, 2008.
- [66] U. Kanoglu and C. Synolakis. Initial value problem solution of nonlinear shallow water-wave equations. *Phys. Rev. Lett.*, 97:148501, 2006.
- [67] P.D. Lax. *Hyperbolic Systems of Conservation Laws and the Mathematical Theory of Shock Waves*. SIAM, Philadelphia, Penn., 1973.
- [68] Y.A. Li. Hamiltonian structure and linear stability of solitary waves of the Green-Naghdi equations. *J. Nonlin. Math. Phys.*, 9, 1:99–105, 2002.
- [69] P.L.-F. Liu, P. Lynett, and C.E. Synolakis. Analytical solutions for forced long waves on a sloping beach. *J. Fluid Mech.*, 478:101–109, 2003.
- [70] P.L.-F. Liu and A. Orfila. Viscous effects on transient long-wave propagation. *J. Fluid Mech.*, 520:83–92, 2004.
- [71] P.L.-F. Liu, G. Simarro, J. Vandever, and A. Orfila. Experimental and numerical investigation of viscous effects on solitary wave propagation in a wave tank. *Coastal Engineering*, 53:181–190, 2006.
- [72] J.C. Luke. A variational principle for a fluid with a free surface. *J. Fluid Mech.*, 27:375–397, 1967.
- [73] F. Marche. Derivation of a new two-dimensional viscous shallow water model with varying topography, bottom friction and capillary effects. *European Journal of Mechanics - B/Fluids*, 26(1):49–63, 2007.
- [74] P. A. Madsen, H. B. Bingham, and H. A. Schaffer. Boussinesq-type formulations for fully nonlinear and extremely dispersive water waves: derivation and analysis. *Proc. R. Soc. Lond. A*, 459:1075–1104, 2003.
- [75] C.C. Mei. *The applied dynamics of ocean surface waves*. World Scientific, 1994.
- [76] A. Mangeney, Ph. Heinrich, and R. Roche. Analytical solution for testing debris avalanche numerical models. *Pure Appl. Geophys.*, 157:1081–1096, 2000.
- [77] R.M. Miura. Conservation laws for the fully nonlinear long wave equations. *Stud. Appl. Maths.*, 53:45–56, 1974.
- [78] J.C. Martin and W.J. Moyce. Part IV. An experimental study of the collapse of liquid columns on a rigid horizontal plane. *Phil. Trans. R. Soc. London. Series A.*, 244(882):312–324, 1952.
- [79] B.D. Nichols and C.W. Hirt. Improved free surface conditions for numerical incompressible flow computations. *J. Comput. Phys.*, 8:434–448, 1971.
- [80] T. Özgökmen, P.J. Fischer, J. Duan, and T. Iliescu. Entrainment in bottom gravity currents over complex topography from three-dimensional nonhydrostatic simulations. *Geophys. Res. Lett.*, 31:L13212, 2004.
- [81] T. Özgökmen, P.F. Fischer, J. Duan, and T. Iliescu. Three-dimensional turbulent bottom density currents from a high-order nonhydrostatic spectral element method. *J. Phys. Ocean.*, 34:2006–2026, 2006.
- [82] T. Özgökmen, T. Iliescu, P.F. Fischer, A. Srinivasan, and J. Duan. Large eddy simulation of stratified mixing in two-dimensional dam-break problem in a rectangular enclosed domain. *Ocean Modelling*, 16:106–140, 2007.
- [83] S.K. Ooi. *High resolution numerical simulations of lock-exchange gravity-driven flows*. PhD thesis, University of Iowa, 2006.
- [84] OpenCFD. *OpenFOAM. The Open Source CFD Toolbox. User Guide*, August 2007.
- [85] R. Poncet and F. Dias. On the inclusion of arbitrary topography and bathymetry in the nonlinear shallow-water equations. In *XXII ICTAM, 25 - 29 August 2008, Adelaide, Australia*, 2008.
- [86] F.V. Pohle. *The Lagrangian equations of hydrodynamics: solutions which are analytic functions of time*. PhD thesis, New York University, USA, 1950.
- [87] S. Popinet and S. Zaleski. A front-tracking algorithm for accurate representation of surface tension. *Int. J. Numer. Meth. Fluids*, 30:775–793, 1999.

- [88] A.C. Radder. Hamiltonian dynamics of water waves. *Adv. Coast. Ocean Engng.*, 4:21–59, 1999.
- [89] H. Rusche. *Computational Fluid Dynamics of Dispersed Two-Phase Flows at High Phase Fractions*. PhD thesis, University of London and Imperial College, 2002.
- [90] R. Salmon. Hamiltonian fluid mechanics. *Ann. Rev. Fluid Mech.*, 20:225–256, 1988.
- [91] C.E. Synolakis and E.N. Bernard. Tsunami science before and beyond Boxing Day 2004. *Phil. Trans. R. Soc. A*, 364:2231–2265, 2006.
- [92] C.E. Synolakis, E.N. Bernard, V.V. Titov, U. Kanoglu, and F.I. Gonzalez. Standards, criteria, and procedures for NOAA evaluation of tsunami numerical models. Technical report, NOAA/Pacific Marine Environmental Laboratory, 2007.
- [93] P.K. Stansby, A. Chegini, and T.C.D. Barnes. The initial stages of dam-break flow. *J. Fluid Mech.*, 374:407–424, 1998.
- [94] J.O. Shin, S.B. Dalziel, and P.F. Linden. Gravity currents produced by lock exchange. *J. Fluid Mech.*, 521:1–34, 2004.
- [95] F. Serre. Contribution l'étude des coulements permanents et variables dans les canaux. *La Houille blanche*, 8:374–388 & 830–872, 1953.
- [96] V.P. Singh. *Dam Breach Modelling Technology*. Kluwer Academic Publishers, Dordrecht, 1996.
- [97] S. Shao and E.Y.M. Lo. Incompressible SPH method for simulating Newtonian and non-Newtonian flows with a free surface. *Advances in Water Resources*, 26:787–800, 2003.
- [98] R. J. Spiteri and S. J. Ruuth. A new class of optimal high-order strong-stability-preserving time discretization methods. *SIAM Journal on Numerical Analysis*, 40:469–491, 2002.
- [99] J.J. Stoker. *Water Waves: The mathematical theory with applications*. Interscience, New York, 1957.
- [100] C. Synolakis. The runup of solitary waves. *J. Fluid Mech.*, 185:523–545, 1987.
- [101] R. Scardovelli and S. Zaleski. Direct numerical simulation of free-surface and interfacial flow. *Annu. Rev. Fluid Mech.*, 31:567–603, 1999.
- [102] V.V. Titov and F.I. González. Implementation and testing of the method of splitting tsunami (MOST) model. Technical Report ERL PMEL-112, Pacific Marine Environmental Laboratory, NOAA, 1997.
- [103] I. Tómbi and A. Kumbaro. An approximate linearized Riemann solver for a two-fluid model. *J. Comput. Physics*, 124:286–300, 1996.
- [104] S. Tadepalli and C.E. Synolakis. The runup of n-waves on sloping beaches. *Proc. R. Soc. A*, 445:99–112, 1994.
- [105] S. Tadepalli and C.E. Synolakis. Model for the leading waves of tsunamis. *Phys. Rev. Lett.*, 77:2141–2144, 1996.
- [106] V. V. Titov and C. E. Synolakis. Numerical modeling of tidal wave runup. *J. Waterway, Port, Coastal, and Ocean Engineering*, 124:157–171, 1998.
- [107] M.-H. Tseng. Explicit finite volume non-oscillatory schemes for 2D transient free-surface flows. *Int. J. Num. Meth. Fluids*, 30:831–843, 1999.
- [108] I.R. Wood. A lock exchange flow. *J. Fluid Mech.*, 42(4):671–687, 1970.
- [109] T.Y. Wu. Long waves in ocean and coastal waters. *Journal of Engineering Mechanics*, 107:501–522, 1981.
- [110] F. W. Wubs. *Numerical Solution of the Shallow-Water Equations*. Stichting Mathematisch Centrum, Amsterdam, 1988.
- [111] Y. Xing and C.-W. Shu. High order finite difference weno schemes with the exact conservation property for the shallow water equations. *J. Comput. Phys.*, 208:206–227, 2005.
- [112] J.G. Zhou, D.M. Causon, D.M. Ingram, and C.G. Mingham. Numerical solutions of the shallow water equations with discontinuous bed topography. *Int. J. Numer. Meth. Fluids*, 38:769–788, 2002.
- [113] N.J. Zabusky and C.C.J. Galvin. Shallow water waves, the Korteweg-de Vries equation and solitons. *J. Fluid Mech.*, 47:811–824, 1971.
- [114] V.E. Zakharov and E.A. Kuznetsov. Hamiltonian formalism for nonlinear waves. *Usp. Fiz. Nauk*, 167:1137–1168, 1997.
- [115] C. Zoppou and S. Roberts. Numerical solution of the two-dimensional unsteady dam break. *Applied Mathematical Modelling*, 24:457–475, 2000.

Received xxxx 20xx; revised xxxx 20xx.

*E-mail address:* Denys.Dutykh@univ-savoie.fr

*E-mail address:* Dimitrios.Mitsotakis@math.u-psud.fr