



HAL
open science

All-optical runaway evaporation to Bose-Einstein condensation

Jean-François Clément, Jean-Philippe Brantut, Martin Robert-De-Saint-Vincent, Robert Nyman, Alain Aspect, Thomas Bourdel, Philippe Bouyer

► **To cite this version:**

Jean-François Clément, Jean-Philippe Brantut, Martin Robert-De-Saint-Vincent, Robert Nyman, Alain Aspect, et al.. All-optical runaway evaporation to Bose-Einstein condensation. *Physical Review A : Atomic, molecular, and optical physics [1990-2015]*, 2009, 79 (6), pp.061406(R). hal-00367901

HAL Id: hal-00367901

<https://hal.science/hal-00367901>

Submitted on 12 Mar 2009

HAL is a multi-disciplinary open access archive for the deposit and dissemination of scientific research documents, whether they are published or not. The documents may come from teaching and research institutions in France or abroad, or from public or private research centers.

L'archive ouverte pluridisciplinaire **HAL**, est destinée au dépôt et à la diffusion de documents scientifiques de niveau recherche, publiés ou non, émanant des établissements d'enseignement et de recherche français ou étrangers, des laboratoires publics ou privés.

All-optical runaway evaporation to Bose-Einstein condensation

J.-F. Clément, J.-P. Brantut, M. Robert de Saint Vincent, R.A. Nyman,* A. Aspect, T. Bourdel, and P. Bouyer

Laboratoire Charles Fabry de l'Institut d'Optique, Univ Paris Sud,

CNRS, campus polytechnique RD128 91127 Palaiseau France

(Dated: March 12, 2009)

We demonstrate runaway evaporative cooling directly with a tightly confining optical dipole trap and achieve fast production of condensates of 1.5×10^5 ^{87}Rb atoms. Our scheme is characterized by an independent control of the optical trap confinement and depth, permitting forced evaporative cooling without reducing the trap stiffness. Although our configuration is particularly well suited to the case of ^{87}Rb atoms in a 1565 nm optical trap, where an efficient initial loading is possible, our scheme is general and should allow all-optical evaporative cooling at constant stiffness for most species.

PACS numbers: 37.10.De, 05.30.Jp, 37.10.Gh, 32.60.+i

Far-Off Resonance optical dipole Traps (FORT) are used extensively in ultra-cold atom experiments. They allow great versatility of the trapping potentials and therefore offer the possibility to study numerous physical situations such as double wells [1], 2D traps [2] or artificial crystals of light [3]. Moreover, they have the advantage over magnetic traps that they leave the magnetic field as a degree of freedom. As a consequence, they are crucial to the study of Bose-Einstein condensates (BEC) with internal spin degrees of freedom [4] or formation of ultra-cold molecules by means of magnetically-tuned Feshbach resonances [5, 6, 7].

All-optical cooling methods to achieve quantum degeneracy have been successfully implemented in ultra-cold atom experiments, both for bosonic [8] and fermionic species [9]. These methods have several advantages. The absence of a magnetic trap permits a better optical access to the trapped cloud and a better control of residual magnetic field for precision measurements. The optical trap tight confinement allows fast evaporation ramps and therefore cycling time of only a few seconds. In addition, for some atomic species, condensation in a magnetic trap is not possible and all-optical trapping and cooling is necessary. This is the case for magnetically untrappable spinless atoms such as Ytterbium [10] or for Cesium because of a large inelastic collision rate [11].

With all these advantages, all-optical evaporative cooling is severely hindered by the fact that the trap confinement is reduced during forced evaporative cooling. This is because the reduction of the trap depth is usually performed by lowering the trap power (typically by several orders of magnitude), which consequently reduces the trap frequencies, the collision rate, and therefore also the evaporation efficiency. This difficulty was overcome in early experiments with an efficient optical trap loading leading to both a high phase-space density and a high collision rate [8]. Many strategies have been used to im-

prove the number of condensed atoms: Raman sideband cooling in a 3D lattice to lower the temperature before the transfer the optical trap [12], a mobile lens to change the optical trap waist dynamically [12, 13], or the use of a second dipole trap to compress the cloud after some evaporation [11].

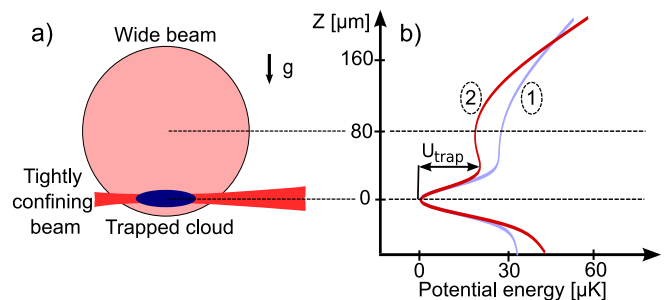


FIG. 1: a) Scheme of our optical dipole trap. The confining beam crosses the wide beam at a distance of about $80 \mu\text{m}$ from its center. This configuration decouples the control of the trap depth U_{trap} from the control of the trap confinement. b) Vertical potential energy cuts. The two curves correspond to the same power of 0.15 W in the confining beam whereas the wide beam powers are 8 W (light/blue curve 1) and 16 W (dark/red curve 2). It shows that the trap depth is reduced by increasing the wide beam power. The atoms, pulled upward from the confining beam waist, are lost in the direction of the wide beam, perpendicular to the figure, along which there is no confinement.

In this paper, we present a method to decouple the control of the trap depth from the control of the trap confinement, in analogy to the case of radio-frequency evaporation in a magnetic trap. We are thus able to reach the runaway regime, where the collision rate increases during the evaporation, a situation which seems impossible to achieve in a single-beam optical trap [14]. Our all-optical evaporation procedure does not rely on an external magnetic field gradient in contrast to [15]. It allows spin-mixture cooling, is fully compatible with the high trapping frequencies used in most all-optical cooling experiments and can be straightforwardly generalized to

*present address : Center for Cold Matter, Imperial College, London, SW7 26W, UK

all-optical cooling of most atomic species.

Our trap is composed of two horizontal crossing beams, a wide beam and a tightly confining beam, with waists of $180\ \mu\text{m}$ and $26\ \mu\text{m}$ respectively (fig. 1a). The tightly confining beam is offset by $\sim 80\ \mu\text{m}$ from the center of the wide beam as sketched in fig. 1. It is responsible for most of the trap confinement and the atoms are trapped at its waist. On the contrary, the wide beam is used to control the trap depth U_{trap} . It applies locally a force, which pulls the atoms out of the confining beam. By varying its power we can vary the trap depth and it acts as an effective evaporative knife. During the evaporation, we can thus control the trap depth and confinement independently. This method allows us to implement an efficient forced evaporation in the runaway regime to Bose-Einstein condensation.

In addition, our peculiar optical trap geometry is well suited to an efficient loading from the magneto-optical trap. This is done in two steps. We first combine the wide optical beam with an extremely far detuned optical molasses. It takes advantage of a position selective optical pumping due to the strong light-shifts induced by the wide trapping beam at $1565\ \text{nm}$ [16]. Second, the atoms are transferred into the tightly confining beam creating the trap configuration used for the evaporation.

The experimental sequence begins with a standard 3D-MOT ($\sim 3 \times 10^9$ atoms), loaded from a 2D-MOT in a few seconds, as described in [16]. The detuning of the cooling beams is then increased to $120\ \text{MHz}$ for $60\ \text{ms}$, which leads to a compression of the cloud as the repelling forces due to multiple scattering are reduced [17]. At this point starts our dipole trap loading procedure. The wide trapping beam at $1565\ \text{nm}$ with a waist of $180\ \mu\text{m}$ and a power of $28\ \text{W}$ is turned on. Simultaneously the magnetic field gradient is turned off and the cooling laser detuning is increased to $200\ \text{MHz}$. This value is chosen such that the cooling beam remains red detuned even in the presence of the strong light-shift induced by the trapping laser (Fig. 2a). This corresponds to a very far detuned optical molasses with the dipole trap beam intersecting the atomic cloud in its center. It lasts for $50\ \text{ms}$.

Our dipole trapping beam not only affects the cooling transition but also detunes the repumping beam out of resonance, as shown in Fig. 2a. The repumping efficiency decreases as the FORT laser intensity increases (Fig. 2b) and the atoms are pumped to the $F = 1$ hyperfine states. This reduces scattered photon reabsorption, a process which limits the density of laser-cooled samples. We thus create an effective spatial dark MOT [18] induced by the trapping laser itself [8, 19]. The depumping effect is further enhanced by reducing the repumping laser intensity by a factor ~ 30 to $21\ \mu\text{W}\cdot\text{cm}^{-2}$. In absorption imaging without repumping, we find that 99% of the atoms remaining in the dipole trap are in the $5S_{1/2}$ ($F=1$) hyperfine states. For the untrapped atoms this number is only 97% showing that the dipole trapping laser causes an additional reduction of the repumping rate.

The cooling and repumping beams are then switched

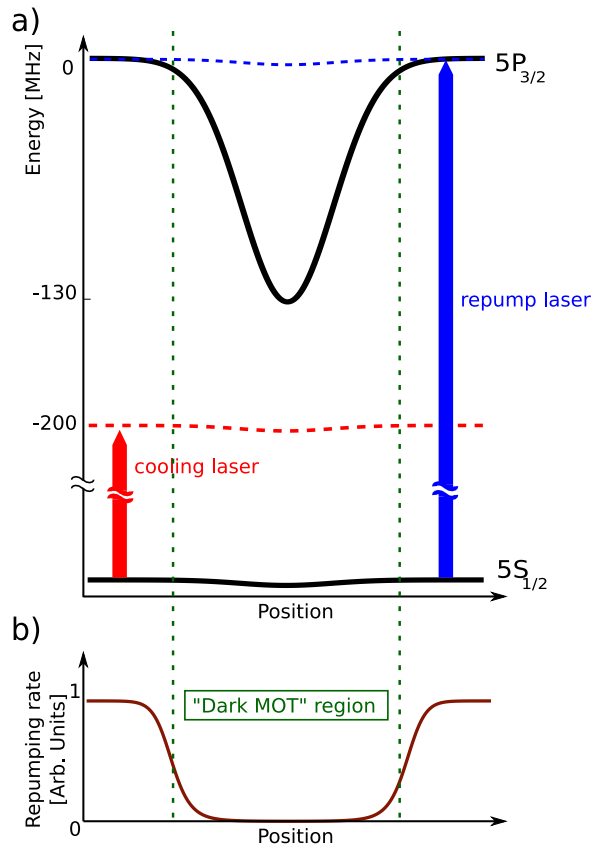


FIG. 2: Loading scheme into the wide trapping beam. a: Light shifted levels of the $5S_{1/2}$ and $5P_{3/2}$ states of ^{87}Rb under the influence of the wide beam, at a power of $28\ \text{W}$. At $1565\ \text{nm}$, the $5P_{3/2}$ excited state of the MOT cooling transition is 42.6 more shifted than the $5S_{1/2}$ fundamental state [16]. For clarity the hyperfine structure is not shown. During the very far detuned molasses phase, the cooling laser is $200\ \text{MHz}$ detuned and therefore remains to the red of the cycling transition even in the presence of the trapping laser. The repumping light on the contrary is on resonance in free space and is brought out of resonance by the dipole laser light. b: Repumping rate as a function of position. The repumping is not efficient at the position of the dipole trap leading to a depumping effect leaving the atom into the “dark” $F = 1$ hyperfine states.

off and about 3×10^7 atoms remain in the wide trapping beam. Their temperature is $20\ \mu\text{K}$ and the phase space density is $\sim 2 \times 10^{-5}$. Longitudinally they occupy a region of about $1\ \text{mm}$ in size, but the trapping force in this direction is negligible and the atoms can escape along the beam. In order to create a trap in three dimensions, we add the tightly confining beam immediately after switching off the molasses. It intersects the wide beam at an angle of 56° . We choose a quite small waist of $26\ \mu\text{m}$ and a power of $6\ \text{W}$ [20] in order to create a tight trap, whose frequencies are $124\ \text{Hz}$, $3.8\ \text{kHz}$ and $3.8\ \text{kHz}$. After a waiting time of $100\ \text{ms}$, we end up with 3×10^6 atoms at $65\ \mu\text{K}$ whereas the rest of the atoms are lost. The phase-

space density is 2.5×10^{-3} . Adding the tightly confining beam has thus allowed us to increase the phase space density by two orders of magnitude, with only a factor of 10 reduction in atom number. We attribute this to an efficient free-evaporative cooling.

This result is non-intuitive as the initial collision rate in the wide beam is too low to play any role in the loading process and atoms which fall into the tightly confining beam have enough energy to escape from it. However, a 1-body calculation using our trapping potential showed that these atoms follow non trivial 3D trajectories and typically remain in the crossed-trap region for a time much longer than the 100 ms loading time. As a consequence, the atomic density and the collision rate quickly increases in the tightly confining trap. The atoms then thermalize and cool down by evaporation. The final collision rate is greater than 10^4 s^{-1} and the conditions are very favorable for efficient evaporative cooling.

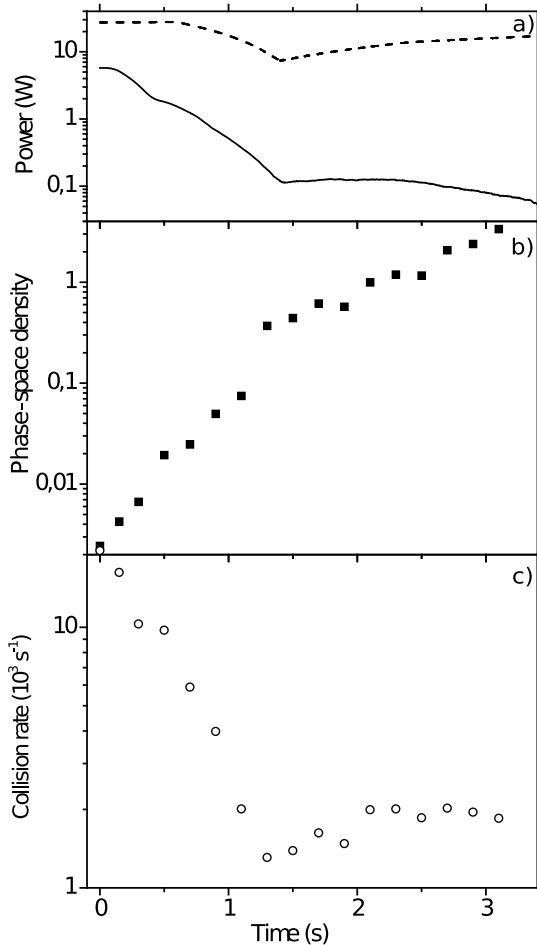


FIG. 3: a: Optical power in the two trapping beam as a function of time during the evaporation. The solid (dashed) curve corresponds to the tightly confining (wide) beam. In the second part of the evaporation the tightly confining beam power is roughly constant whereas the power of the wide beam is increased to force the evaporation. b and c: Phase-space density and collision rate as a function of time.

We now proceed to the final forced evaporative cooling stage. It takes advantage of our specific trap geometry, which permits independent control of trap stiffness and depth. The collision rate and the space-density during the evaporation are presented in Fig. 3. The time sequence is the result of an optimization of the number of atoms obtained in the condensate. The evaporation can be decomposed in two phases. In a first step (which lasts 1.4 s), we decrease the power of both beams. Evaporative cooling is then accompanied with a reduction of the confinement, of the density, and of the collision rate. Such a reduction is useful as it avoids 3-body losses [21]. In a second step (which lasts 2 s) we increase the power of the wide beam while the tightly confining beam is approximately kept at a constant power. As explained in the introduction, because of our original trap geometry, this procedure yields forced evaporation at constant confinement (Fig. 1).

Runaway evaporation is experimentally observed as the collision rate increases during this phase before it saturates due to 3-body losses (Fig. 3b). Our evaporation ramp, which lasts 3 s, leads to 3×10^5 atoms at the critical temperature and to pure condensates of 1.5×10^5 atoms. However, by simply reducing the duration of all ramps we were able to achieve Bose-Einstein condensation in an evaporation as short as 650 ms. Our condensates are spinor condensates with relative abundance of 0.45, 0.35, and 0.2 in the $m_F = -1$, $m_F = 0$, and $m_F = 1$ magnetic states of the $F = 1$ manifold. In order to produce a BEC in a single state, a spin distillation method [19] could be used.

We characterize the efficiency of our evaporation ramp through the scaling parameter $\gamma = -\frac{d \ln D}{d \ln N} = 2.8(5)$ where D is the phase-space density and N the number of atoms. Given our estimated truncation parameter $\eta = 11(2)$ (ratio of trap depth to temperature), the efficiency is lower than expected according to the scaling laws [14]. The reduction can be understood by including three-body losses in the analysis. Using a similar treatment to [22] and [23], the efficiency of the evaporation is given by

$$\gamma = \eta - 4 - R(\eta - 2), \quad (1)$$

The factor $\eta - 4$ comes from the evaporation [14] while the second term is due to losses; R is the ratio of three body losses to the total number of atoms removed from the trap [24]. With $\eta = 11(2)$, we recover our observed efficiency of the evaporation with $R \approx 0.45$. Such a number is compatible with our calculated 3-body loss rate of about 1 s^{-1} at the end of the evaporation.

In conclusion, we have demonstrated an efficient and simple all-optical route to Bose-Einstein condensation of ^{87}Rb in a 1565 nm dipole trap [25]. A very far-off resonance optical molasses, taking advantage of the strong light-shifts, is used to efficiently load the optical dipole trap. Then we apply a new off-centered crossed-beam configuration, which permits all-optical runaway evaporation. This method can be straightforwardly generalized

to numerous situations, such as the cooling of paramagnetic atoms, spin mixtures, atomic mixtures or molecules. The ability to achieve high duty cycle without a magnetic trap opens the perspective to use BECs in high precision measurement applications such as atomic clocks or accelerometers [27].

We acknowledge G. Varoquaux for his help in the construction of the experimental apparatus, F. Moron, A. Villing for technical assistance, G. Lucas-Leclin, D.

Guéry-Odelin, and J. V. Porto for helpful discussions, ImagineOptics company for lending us a HASO-NIR wavefront analyzer. This research was supported by CNRS, CNES as part of the ICE project, the project "blanc" MélaBoFérIA from ANR, IFRAF, QUEDDIS; by the STREP program FINAQS of the European Union and by the MAP program SAI of the European Space Agency (ESA).

-
- [1] J. Esteve, C. Gross, A. Weller, S. Giovanazzi, and M.K. Oberthaler, *Nature* **455**, 1216 (2008)
- [2] Z. Hadzibabic, P. Krüger, M. Cheneau, B. Battelier, and J. Dalibard, *Nature* **441**, 1118 (2006)
- [3] M. Greiner, O. Mandel, T. Esslinger, T.W. Hänsch, and I. Bloch, *Nature* **415**, 39 (2002)
- [4] J. Stenger, S. Inouye, D.M. Stamper-Kurn, H.-J. Miesner, A.P. Chikkatur, and W. Ketterle, *Nature* **396**, 345 (1998)
- [5] E.A. Donley, N. R. Claussen, S.T. Thompson, C.E. Wieman, *Nature* **417**, 529 (2002)
- [6] T. Bourdel, J. Cubizolles, L. Khaykovich, K.M.F. Magalhaes, S.J.J.M.F. Kokkelmans, G.V. Shlyapnikov, C. Salomon, *Phys. Rev. Lett.* **91**, 020402 (2003)
- [7] C. A. Regal, C. Ticknor, J.L. Bohn and D.S. Jin, *Nature* **424**, 47 (2003)
- [8] M.D. Barrett, J.A. Sauer, and M.S. Chapman, *Phys. Rev. Lett.* **87**, 010404 (2001)
- [9] S.R. Granade, M. E. Gehm, K.M. O'Hara, and J.E. Thomas, *Phys. Rev. Lett.* **88**, 120405 (2002)
- [10] Y. Takasu, K. Maki, K. Komori, T. Takano, K. Honda, M. Kumakura, T. Yabuzaki, and Y. Takahashi, *Phys. Rev. Lett.* **91**, 040404 (2003)
- [11] T. Weber, J. Herbig, M. Mark, H.-C. Nägerl, and R. Grimm, *Science* **299**, 232 (2003)
- [12] T. Kinoshita, T.R. Wenger and D.S. Weiss, *Phys. Rev. A* **71**, 011602(R) (2005)
- [13] Ming-Shien Chang, PhD Thesis, <http://www.physics.gatech.edu/ultracool/Papers> (2006)
- [14] K.M. OHara, M.E. Gehm, S.R. Granade, and J.E. Thomas, *Phys. Rev. A*, **64**, 051403(R) (2001)
- [15] C.-L. Hung, X. Zhang, N. Gemelke and C. Chin, *Phys. Rev. A* **78**, 011604(R) (2008)
- [16] J.P. Brantut, J.F. Clément, M. Robert de Saint Vincent, G. Varoquaux, R.A. Nyman, A. Aspect, T. Bourdel, and P. Bouyer, *Phys. Rev. A* **78**, 031401(R) (2008).
- [17] W. Petrich, M.H. Anderson, J.R. Ensher, and E.A. Cornell, *J. Opt. Soc. Am.* **11**, 1332 (1994)
- [18] W. Ketterle, K.B. Davis, M.A. Joffe, A. Martin, and D.E. Pritchard, *Phys. Rev. Lett.* **70**, 2253 (1993)
- [19] A. Couvert, M. Jeppesen, T. Kawalec, G. Reinaudi, R. Mathevet and D. Guery-Odelin, *Europhys. Lett.* **83**, 50001 (2008)
- [20] Actually the tightly confining beam is already on with ~ 0.7 W during the very far-detuned molasses phase. Such a power corresponds to a light shift similar that created by the wide beam and the additional trapping volume permits a gain of $\sim 10\%$ in the atom number.
- [21] An experimental proof of the role of 3 body collisions is the fact that using more power (14 W rather than 6 W) in the confining beam leads to a lower atom number.
- [22] O. J. Luiten, M. W. Reynolds, and J. T. M. Walraven, *Phys. Rev. A*, **53**, 381 (1996).
- [23] W. Ketterle and N. J. van Druten, *Adv. At. Mol. Opt. Phys.* **37**, 181 (1996)
- [24] For background losses, the formula is $\gamma = \eta - 4 - R(\eta - 3)$ [23]. The difference comes from the fact that 3-body losses mostly affect the atoms at the trap center where the density is higher.
- [25] To further simplify the degenerated gas apparatus, all the laser beams for trapping and for cooling could be generated from a single 1560 nm fibered diode after amplification and frequency doubling [26].
- [26] R. Thompson, M. Tu, D. Aveline, N. Lundblad, and L. Maleki, *Optics Express*, **11**, 1709 (2003)
- [27] Y. Le Coq, J.A. Retter, S. Richard, A. Aspect, P. Bouyer, *Appl. Phys. B* **84**, 627 (2006).