



HAL
open science

On length spectrum metrics and weak metrics on Teichmüller spaces of surfaces with boundary

Lixin Liu, Athanase Papadopoulos, Weixu Su, Guillaume Th  ret

► **To cite this version:**

Lixin Liu, Athanase Papadopoulos, Weixu Su, Guillaume Th  ret. On length spectrum metrics and weak metrics on Teichm  ller spaces of surfaces with boundary. 2009. hal-00365704

HAL Id: hal-00365704

<https://hal.science/hal-00365704>

Preprint submitted on 4 Mar 2009

HAL is a multi-disciplinary open access archive for the deposit and dissemination of scientific research documents, whether they are published or not. The documents may come from teaching and research institutions in France or abroad, or from public or private research centers.

L'archive ouverte pluridisciplinaire **HAL**, est destin  e au d  p  t et    la diffusion de documents scientifiques de niveau recherche, publi  s ou non,   manant des   tablissements d'enseignement et de recherche fran  ais ou   trangers, des laboratoires publics ou priv  s.

ON LENGTH SPECTRUM METRICS AND WEAK METRICS ON TEICHMÜLLER SPACES OF SURFACES WITH BOUNDARY

LIXIN LIU, ATHANASE PAPADOPOULOS, WEIXU SU, AND GUILLAUME THÉRET

ABSTRACT. We define and study metrics and weak metrics on the Teichmüller space of a surface of topologically finite type with boundary. These metrics and weak metrics are associated to the hyperbolic length spectrum of simple closed curves and of properly embedded arcs in the surface. We give a comparison between the defined metrics on regions of Teichmüller space which we call ε_0 -relative ε -thick parts, for $\varepsilon > 0$ and $\varepsilon_0 \geq \varepsilon > 0$.

AMS Mathematics Subject Classification: 32G15 ; 30F30 ; 30F60.

Keywords: Teichmüller space, length spectrum metric, length spectrum weak metric, Thurston's asymmetric metric.

Lixin Liu was partially supported by NSFC (No. 10871211).

CONTENTS

1. Introduction	1
2. Weak metrics on $\mathcal{T}(S)$	4
2.1. The functions d and \bar{d} are asymmetric weak metrics	4
2.2. Another expression for the weak metrics d and \bar{d}	6
3. Length spectrum metrics on $\mathcal{T}(S)$	8
3.1. Necessity of symmetrization	8
3.2. Length spectrum metrics	9
3.3. Comparison between length spectrum metrics in the relative thick part of $\mathcal{T}(S)$	9
4. The topology induced by the metrics on $\mathcal{T}(S)$	16
References	18

1. INTRODUCTION

In this paper, S is a connected oriented surface of finite topological type whose boundary is nonempty unless specifically specified. More precisely, S is obtained from a closed surface of genus $g \geq 0$ by removing a finite number $p \geq 0$ of punctures and a finite number $b \geq 1$ of disjoint open disks. We shall say that S has p punctures and b boundary components. The Euler characteristic of S is equal to $\chi(S) = 2 - 2g - p - b$, and we assume throughout the paper that $\chi(S) < 0$. The boundary of S is denoted by ∂S and by assumption we have $\partial S \neq \emptyset$.

We shall equip S with complete hyperbolic structures of finite area with totally geodesic boundary, and by this we mean that the following two properties are satisfied:

- (1) each puncture has a neighborhood which is isometric to a cusp, i.e., the quotient of $\{z = x + iy \in \mathbb{H}^2 \mid a < y\}$, for some $a > 0$, by the group generated by the translation $z \mapsto z + 1$;

- (2) each boundary component is a smooth simple closed geodesic.

Let $S^d = S \cup \bar{S}$ denotes the double of S , obtained by taking a copy, \bar{S} , of S and by identifying the corresponding boundary components by an orientation-reversing homeomorphism. The surface S^d carries a canonical orientation-reversing involution, whose fixed point set is the boundary ∂S of S , considered as embedded in S^d . The oriented closed surface S^d has genus $2g + b - 1$ and $2p$ punctures.

If S is equipped with a hyperbolic structure, we shall often equip S^d with the *doubled hyperbolic structure*, that is, with the unique hyperbolic structure on S^d that restricts to the structure on $S \subset S^d$ we started with, and that makes the canonical involution of S^d an isometry.

We denote by $\mathcal{T}(S)$ the reduced Teichmüller space of marked hyperbolic structures on S . Recall that $\mathcal{T}(S)$ is the set of equivalence classes of pairs (X, f) , where X is a hyperbolic surface (of the type we consider here) and $f : S \rightarrow X$ is a homeomorphism (called the marking), and where (X_1, f_1) is said to be equivalent to (X_2, f_2) if there is an isometry $h : X_1 \rightarrow X_2$ which is homotopic to $f_2 \circ f_1^{-1}$. We recall that in this reduced theory, homotopies need not fix the boundary of S pointwise. Since all Teichmüller spaces that we consider are reduced, we shall omit the word “reduced” in our exposition. Furthermore, we shall denote an element (X, f) of $\mathcal{T}(S)$ by X , without explicit reference to the marking. We shall also denote any representative of an element X of $\mathcal{T}(S)$ by the same letter, if no confusion arises. If X is a hyperbolic structure on S , we shall denote by X^d the doubled structure on S^d .

A simple closed curve on S is said to be *peripheral* if it is homotopic to a puncture. It is said to be *essential* if it is not peripheral, and if it is not homotopic to a point (but it can be homotopic to a boundary component).

We let $\mathcal{C} = \mathcal{C}(S)$ be the set of homotopy classes of essential simple closed curves on S .

An *arc* in S is the homeomorphic image of a closed interval which is properly embedded in S (that is, the interior of the arc is in the interior of S and endpoints of the arc are on the boundary of S). All homotopies of arcs that we consider are relative to ∂S , that is, they leave the endpoints of arcs on the set ∂S (but they do not necessarily fix pointwise the points on the boundary). An arc is said to be *essential* if it is not homotopic (relative to ∂S) to a subset of ∂S .

We let $\mathcal{B} = \mathcal{B}(S)$ be the set of homotopy classes of essential arcs on S union the set of homotopy classes of simple closed curves which are homotopic to boundary components. Note that $\mathcal{B} \cap \mathcal{C}$ consists in all components of the boundary of S .

For any $\gamma \in \mathcal{B} \cup \mathcal{C}$ and for any hyperbolic structure X , we let γ^X be the geodesic representative of γ (that is, the curve of shortest length in the homotopy class relative to ∂S). The geodesic γ^X is unique, and it is orthogonal to ∂S at each intersection point, in the case where γ is an equivalence class of an arc. We denote by $l_X(\gamma)$ the length of γ^X with respect to the hyperbolic metric considered. This length only depends upon the class of X in $\mathcal{T}(S)$.

We denote by $\mathcal{ML}(S)$ the space of measured geodesic laminations on S , whenever S is equipped with a hyperbolic metric. This space is equipped with the topology defined by Thurston (cf. [11]). We also recall that there are natural homeomorphisms between the various spaces $\mathcal{ML}(S)$ when the hyperbolic structure on S varies, so that it is possible to talk about a measured geodesic lamination on S without referring to a specific hyperbolic structure on the surface.

A measured lamination (respectively, hyperbolic structure, simple closed curve, etc.) on S^d is said to be *symmetric* if it is invariant by the canonical involution.

We conclude these preliminaries by recalling two trigonometric formulae from hyperbolic geometry that will be useful in the sequel.

The first useful formula concerns hyperbolic right-angled hexagons (that is, hexagons in the hyperbolic plane whose angles are right angles). Let a, c', b, a', c, b' be the lengths of the consecutive edges of such a hexagon, cf. Figure 1. Then, we have

$$(1) \quad \cosh a = -\cosh b \cosh c + \sinh b \sinh c \cosh a'.$$

This formula allows to express a' in terms of a, b, c , and it implies in particular that the isometry type of a right-angled hexagon is determined by the length of any three non-consecutive edges.

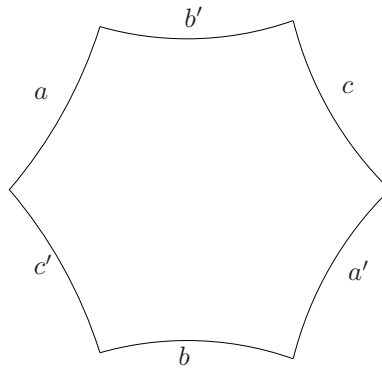


FIGURE 1. A right-angled hexagon in hyperbolic space.

The second useful formula gives a relation between the lengths of edges of a right-angled pentagon in the hyperbolic plane.

We consider a pentagon with five right angles, with consecutive edges of lengths a, c', b, c, b' , as in Figure 2. Then, we have

$$(2) \quad \cosh a = \sinh b \sinh c.$$

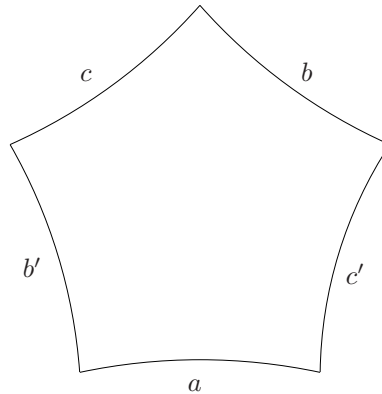


FIGURE 2. A right-angled pentagon in hyperbolic space.

For the proofs of these formulae, we refer to [4] pp. 85 and 86.

The goal of this paper is to introduce and study some metrics and weak metrics on the Teichmüller space $\mathcal{T}(S)$. These metrics and weak metrics are defined using the hyperbolic length spectrum of simple closed curves and of properly embedded arcs in S .

Considering surfaces with boundary is important for several reasons, one of them being that there are inclusion maps between surfaces with boundary that induce maps between various associated spaces of geometric structures on these surfaces (Teichmüller spaces, measured laminations spaces, etc.), and of course this phenomenon does not occur if we restrict the theory to surfaces without boundary.

One can introduce on surfaces with boundary objects that are analogous to objects on surfaces without boundary, for instance, analogs of Thurston's asymmetric weak metrics, studied in [12], but it turns out that there are interesting differences that we think are worth studying carefully, and in some sense this is what we do in this paper.

2. WEAK METRICS ON $\mathcal{T}(S)$

Definition 2.1 (Weak metric). A *weak metric* is a structure satisfying the axioms of a metric space except possibly the symmetry axiom. In other words, a weak metric on a set M is a function $\delta : M \times M \rightarrow [0, \infty)$ satisfying

- (a) $\delta(x, y) = 0 \iff x = y$ for all x and y in M ;
- (b) $\delta(x, y) + \delta(y, z) \geq \delta(x, z)$ for all x, y and z in M .

We shall say that the weak metric δ is *asymmetric* if the following holds:

- (c) there exist x and y in M satisfying $\delta(x, y) \neq \delta(y, x)$.

We consider the following two functions on $\mathcal{T}(S) \times \mathcal{T}(S)$:

$$(3) \quad d(X, Y) = \log \sup_{\alpha \in \mathcal{B} \cup \mathcal{C}} \frac{l_Y(\alpha)}{l_X(\alpha)}$$

$$(4) \quad \bar{d}(X, Y) = \log \sup_{\alpha \in \mathcal{B} \cup \mathcal{C}} \frac{l_X(\alpha)}{l_Y(\alpha)}.$$

(Note that $\bar{d}(X, Y) = d(Y, X)$, for all $X, Y \in \mathcal{T}(S)$.)

These two functions are analogues, for surfaces with boundary, of asymmetric weak metrics introduced by Thurston in [12] for surfaces of finite type without boundary. The introduction of the set \mathcal{B} in the definitions of d and \bar{d} is natural when dealing with surfaces with nonempty boundary, and it turns out to be essential in what follows.

2.1. The functions d and \bar{d} are asymmetric weak metrics. We consider a hyperbolic structure X on S . We use the same letter X to denote the corresponding element in $\mathcal{T}(S)$. Likewise, we take an element $\alpha \in \mathcal{B}(S)$, and we use the same letter α to denote its geodesic representative.

Let $\bar{\alpha}$ be the image of α by the canonical involution of S^d and let $\alpha^d = \alpha \cup \bar{\alpha}$.

Lemma 2.2. *The curve α^d is a symmetric simple closed geodesic in S^d , and we have $l_{X^d}(\alpha^d) = 2l_X(\alpha)$.*

Proof. This simply follows from the fact that α^d intersects the boundary of S perpendicularly, and that it is invariant under the canonical involution of S^d . \square

Corollary 2.3. *Given two hyperbolic structures X and Y on S , we have*

$$\sup_{\gamma \in \mathcal{C}(S) \cup \mathcal{B}(S)} \frac{l_X(\gamma)}{l_Y(\gamma)} \leq \sup_{\gamma \in \mathcal{C}(S^d)} \frac{l_{X^d}(\gamma)}{l_{Y^d}(\gamma)}.$$

Proof. For any $\gamma \in \mathcal{C}(S) \cup \mathcal{B}(S)$, we have, from Lemma 2.2,

$$\frac{l_X(\gamma)}{l_Y(\gamma)} = \frac{l_{X^d}(\gamma^d)}{l_{Y^d}(\gamma^d)} \leq \sup_{\gamma \in \mathcal{C}(S^d)} \frac{l_{X^d}(\gamma)}{l_{Y^d}(\gamma)}.$$

Taking the supremum in the left hand side, we obtain the desired inequality. \square

We now proceed to show the inverse inequality.

We recall that the set of weighted simple closed curves on S^d is dense in the space $\mathcal{ML}(S^d)$, and that the hyperbolic length function, defined on weighted simple closed geodesics, extends to a continuous function defined on the space $\mathcal{ML}(S^d)$. With this in mind, and by compactness of the space $\mathcal{PML}(S^d)$, there is a measured geodesic lamination λ on S^d which realizes the supremum

$$\log \sup_{\gamma \in \mathcal{C}(S^d)} \frac{l_{X^d}(\gamma)}{l_{Y^d}(\gamma)}.$$

We shall use the following result of Thurston, for surfaces without boundary, in which $i(\lambda_1, \lambda_2)$ denotes the geometric intersection number between the measured laminations λ_1 and λ_2 (see [11] and [12]).

Theorem 2.4 ([12], Theorem 8.2). *Let S be a surface of finite type without boundary and let X and Y be two hyperbolic structures on S . If two measured geodesic laminations λ_1 and λ_2 attain the supremum*

$$\sup_{\gamma \in \mathcal{MF}(S)} \frac{l_X(\gamma)}{l_Y(\gamma)},$$

then $i(\lambda_1, \lambda_2) = 0$.

Consider again two hyperbolic structures X and Y on our surface with boundary S , and the associated doubled hyperbolic structures, X^d and Y^d on the double S^d of S .

Lemma 2.5. *There is a symmetric measured geodesic lamination on S^d which realizes the supremum*

$$\log \sup_{\gamma \in \mathcal{ML}(S^d)} \frac{l_{X^d}(\gamma)}{l_{Y^d}(\gamma)}.$$

Proof. Let $\lambda \in \mathcal{ML}(S^d)$ be a measured geodesic lamination realizing the supremum. Let λ' be the image of λ by the canonical involution on S^d . Since this involution is an isometry for X^d and Y^d , λ' is a measured geodesic lamination on S^d which realizes the supremum as well. By Thurston's theorem (Theorem 2.4), it follows that $i(\lambda, \lambda') = 0$. The union $\lambda \cup \lambda'$ is therefore a measured geodesic lamination. It realizes the supremum and it is invariant under the canonical involution, that is, it is symmetric. \square

Remark 2.6. Every component of a symmetric measured geodesic lamination which meets the fixed point locus of the involution is, if it exists, a simple closed geodesic. Indeed, such a component must intersect the fixed point locus perpendicularly, and no component which is not a simple closed geodesic can intersect the fixed locus in this way, because of the recurrence of leaves.

Proposition 2.7. *With the above notations, we have*

$$\log \sup_{\gamma \in \mathcal{C}(S) \cup \mathcal{B}(S)} \frac{l_X(\gamma)}{l_Y(\gamma)} = \log \sup_{\gamma \in \mathcal{C}(S^d)} \frac{l_{X^d}(\gamma)}{l_{Y^d}(\gamma)}.$$

Proof. By Lemma 2.5, there exists a symmetric measured lamination λ on S^d such that

$$\log \sup_{\gamma \in \mathcal{C}(S^d)} \frac{l_{X^d}(\gamma)}{l_{Y^d}(\gamma)} = \log \frac{l_{X^d}(\lambda)}{l_{Y^d}(\lambda)}.$$

Let α be any component of $\lambda \cap S$ (for the natural inclusion $S \subset S^d$). Then α is either an arc joining two (possibly equal) boundary components of S , or a measured geodesic sub-lamination of λ contained in the interior of S . By symmetry (or by Lemma 2.2) and since $\alpha \subset \lambda$, the ratio of lengths $\frac{l_X(\alpha)}{l_Y(\alpha)}$ is equal to the supremum over $\gamma \in \mathcal{C}(S^d)$ of the ratios of lengths $\frac{l_{X^d}(\gamma)}{l_{Y^d}(\gamma)}$. This shows that

$$\sup_{\gamma \in \mathcal{C}(S) \cup \mathcal{B}(S)} \frac{l_X(\gamma)}{l_Y(\gamma)} \geq \sup_{\gamma \in \mathcal{C}(S^d)} \frac{l_{X^d}(\gamma)}{l_{Y^d}(\gamma)}.$$

The reverse inequality is given in Corollary 2.3. \square

Corollary 2.8. *Let S be a surface of topologically finite type. For X, Y in $\mathcal{T}(S)$,*

$$d(X, Y) = d(X^d, Y^d), \quad \bar{d}(X, Y) = \bar{d}(X^d, Y^d).$$

Proposition 2.9. *Let S be a surface of topologically finite type. Then d and \bar{d} are asymmetric weak metrics on $\mathcal{T}(S)$.*

Proof. The triangle inequality is easily satisfied, and the separation property follows from the separation property of the metrics d and \bar{d} for surfaces without boundary (which is Theorem 3.1 of Thurston [12]). This proves that d and \bar{d} are weak metrics. Thurston's example ([12], §2, p.5) that shows the asymmetry of the weak metrics d and \bar{d} on S^d can clearly be made symmetric with respect to the canonical involution on S^d and therefore shows the asymmetry of the weak metrics d and \bar{d} . \square

We reformulate Corollary 2.8 as follows:

Corollary 2.10. *The natural inclusion $\mathcal{T}(S) \rightarrow \mathcal{T}(S^d)$ given by doubling the hyperbolic structures is an isometry for the weak metric d on $\mathcal{T}(S)$ and d on $\mathcal{T}(S^d)$ (respectively for \bar{d} on $\mathcal{T}(S)$ and \bar{d} on $\mathcal{T}(S^d)$).*

Remark 2.11. There is a natural projection $\mathcal{T}(S^d) \rightarrow \mathcal{T}(S)$ which is the left inverse of the above natural inclusion.

2.2. Another expression for the weak metrics d and \bar{d} . We shall show that the weak metrics d and \bar{d} considered before can be expressed using suprema over the set \mathcal{B} only.

Proposition 2.12. *For all $X, Y \in \mathcal{T}(S)$, one has*

$$d(X, Y) = \log \sup_{\gamma \in \mathcal{B}} \frac{l_Y(\gamma)}{l_X(\gamma)},$$

$$\bar{d}(X, Y) = \log \sup_{\gamma \in \mathcal{B}} \frac{l_X(\gamma)}{l_Y(\gamma)}.$$

We shall use the following technical lemma:

Lemma 2.13. *Let β be a component of ∂S and let α be a measured geodesic lamination on S , with α^d being its double (that is, α^d is the union of α and its image by the canonical involution). Then, there is a sequence of symmetric simple closed curves on S^d converging to α^d in the topology of $\mathcal{PML}(S^d)$ such that each of these simple closed curves intersects essentially and in exactly two points the image of β in S^d , and intersects no other component of the image of ∂S in S^d than β itself.*

Proof. By the density of the set of weighted simple closed geodesics in $\mathcal{ML}(S)$, we assume without loss of generality that α is a simple closed geodesic. Thus, α^d is a symmetric measured geodesic lamination with two components, each of them being a simple closed curve (α^d is a multicurve).

We construct a train track τ on S^d carrying α^d as follows. Consider the symmetric multicurve α^d . Take two points on each component of α^d so as to get two pairs of symmetric points. Connect these two pairs of points with a graph of the form “>-<” so that the central branch, e , intersects the curve β in one point in its interior and so that the result is a symmetric train track containing α^d , as in Figure 3. Add two other branches, each connecting a component of α^d to itself, in a symmetric fashion, so as to obtain a symmetric recurrent train track τ , as shown in Figure 3.

Consider the following weights on the branches of τ . Put a weight 2 on the central branch e , and split this weight into unit weights on the four adjacent branches. Put an integral weight $n \geq 1$ on the two large branches of τ contained in α^d , as shown in Figure 3. These weights determine all the weights on the other branches of τ .

It is easily seen that, for each n , the multicurve α_n^d obtained from these integral weights is connected and intersects essentially the image of β in S in exactly two points and that it intersects no other components of ∂S . Furthermore, it is symmetric since α_n^d and its image by the involution determine the same weights on the symmetric train track τ .

Clearly, the sequence of weighted simple closed curves $(\frac{1}{n}\alpha_n^d)$ converges to α^d in $\mathcal{ML}(S^d)$ as desired.

This concludes the proof. \square

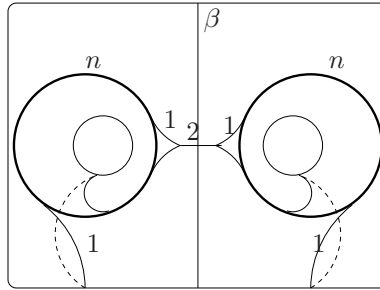


FIGURE 3. An example of a train track τ needed in the proof of Lemma 2.13. The symmetric multicurve α^d is represented in thick lines. The weights for α_n^d on the various branches are indicated.

Proof of Proposition 2.12. We only prove the proposition for the metric d since the proof for the other metric will obviously be the same. Let α be a simple closed curve on S . Consider its double α^d in S^d . We take the sequence of symmetric weighted simple closed curves (γ_n^d) provided by Lemma 2.13 such that $\lim_{n \rightarrow \infty} \gamma_n^d = \alpha^d$ in $\mathcal{ML}(S)$. Then, for any two hyperbolic structures X^d, Y^d on S^d (which, for our needs, we can assume to be doubles of hyperbolic structures X and Y on S), we have a sequence of symmetric simple closed curves (γ_n^d) which, as elements of $\mathcal{ML}(S)$, such that

$$\left| \frac{l_{Y^d}(\gamma_n^d)}{l_{X^d}(\gamma_n^d)} - \frac{l_{Y^d}(\alpha^d)}{l_{X^d}(\alpha^d)} \right| \rightarrow 0.$$

Note that we can assume that the curves (γ_n^d) of $\mathcal{ML}(S)$ are equipped with the counting measures, since their lengths in the above formula appear in quotients.

From the properties of the intersection with ∂S of the curves γ_n^d obtained from Lemma 2.13, and taking now, for each n , the intersection γ_n of this curve with S , we conclude that for any simple closed curve α in S there exists a sequence of connected arcs (γ_n) in \mathcal{B} such that

$$\left| \frac{l_Y(\gamma_n)}{l_X(\gamma_n)} - \frac{l_Y(\alpha)}{l_X(\alpha)} \right| \rightarrow 0.$$

This gives

$$\sup_{\alpha \in \mathcal{B} \cup \mathcal{C}} \frac{l_Y(\alpha)}{l_X(\alpha)} = \sup_{\gamma \in \mathcal{B}} \frac{l_Y(\gamma)}{l_X(\gamma)},$$

which concludes the proof. \square

3. LENGTH SPECTRUM METRICS ON $\mathcal{T}(S)$

In this section, S is as before a surface of topologically finite type. We consider the following symmetrization of the weak asymmetric metrics that we studied in the previous section.

$$\delta_L(X, Y) = \log \max \left\{ \sup_{\gamma \in \mathcal{B} \cup \mathcal{C}} \frac{l_X(\gamma)}{l_Y(\gamma)}, \sup_{\gamma \in \mathcal{B} \cup \mathcal{C}} \frac{l_Y(\gamma)}{l_X(\gamma)} \right\}.$$

By Proposition 2.12, we can also express this metric by

$$\delta_L(X, Y) = \log \max \left\{ \sup_{\gamma \in \mathcal{B}} \frac{l_X(\gamma)}{l_Y(\gamma)}, \sup_{\gamma \in \mathcal{B}} \frac{l_Y(\gamma)}{l_X(\gamma)} \right\}.$$

We also consider the following symmetric function on the product $\mathcal{T}(S) \times \mathcal{T}(S)$:

$$d_L(X, Y) = \log \max \left\{ \sup_{\gamma \in \mathcal{C}} \frac{l_X(\gamma)}{l_Y(\gamma)}, \sup_{\gamma \in \mathcal{C}} \frac{l_Y(\gamma)}{l_X(\gamma)} \right\}.$$

For surfaces of topologically finite type without boundary, δ_L and d_L coincide, and they define the so-called *length spectrum metric* on Teichmüller space, which was originally defined by Sorvali [10], and which has been studied by several authors, see e.g. [6] and [2]. From Corollary 2.8, we immediately deduce the following

Corollary 3.1. *For X, Y in $\mathcal{T}(S)$,*

$$\delta_L(X, Y) = \delta_L(X^d, Y^d).$$

We shall prove that that d_L is a metric. This metric d_L has been studied by several authors for surfaces without boundary, and in that context it is usually called the *length-spectrum metric* on $\mathcal{T}(S)$ (see e.g. [5] and [6]). Before proving that d_L is a metric, we shall explain why we did not consider the asymmetric version of the length-spectrum metric.

We then shall compare δ_L with d_L in the “relative-thick part” (to be defined below) of Teichmüller space.

3.1. Necessity of symmetrization. We consider the following non-symmetric version of d_L :

$$K(X, Y) = \sup_{\gamma \in \mathcal{C}(S)} \frac{l_X(\gamma)}{l_Y(\gamma)}.$$

The function K is not a weak metric on $\mathcal{T}(S)$ in general. It can take negative values, as can easily be seen by considering a pair of pants (a sphere with three boundary components), equipped with hyperbolic metrics X and Y such that the lengths of the three boundary components for the metric X are all strictly smaller than the corresponding lengths for the metric Y . In this case $K(X, Y) < 0$.

Actually, one can ask whether this example of the pair of pants can be generalized. In other words, given a hyperbolic surface with boundary, one can ask whether

there exists another hyperbolic metric on that surface for which the lengths of all simple closed geodesics is strictly decreased by a uniformly bounded amount. The following result gives a partial answer to that question.

Theorem 3.2 (Parlier [9]). *Let S be a surface of topologically finite type with non-empty boundary. Let X be a hyperbolic structure on S . Then there exists a hyperbolic structure Y on S such that $K(X, Y) \leq 0$.*

Indeed, Parlier shows that for any hyperbolic structure X on any surface of topologically finite type with non-empty boundary, we can find a hyperbolic structure Y on the same surface such that for any element γ in $\mathcal{C}(S)$, we have $\frac{l_X(\gamma)}{l_Y(\gamma)} < 1$ (which only gives $K(X, Y) \leq 0$).

3.2. Length spectrum metrics.

Proposition 3.3. *The functions d_L and δ_L are metrics on the Teichmüller space $\mathcal{T}(S)$.*

Proof. The fact that these functions satisfy the triangle inequality is immediate. The point to prove is that they are nonnegative and separate points.

The function δ_L is a symmetrization of the weak metric d (or \bar{d}) which we considered in §2, therefore it separates points, and it is a metric. This fact will also follow from the property $d_L(X, Y) \leq \delta_L(X, Y)$, and therefore it suffices to show that the function d_L is nonnegative and separates points.

Assume that $d_L(X, Y) = 0$. This means that $K(X, Y) = K(Y, X) = 1$. Equivalently, this means that the length of any simple closed curve with respect to the hyperbolic structure X is equal to the length of that curve with respect to the hyperbolic structure Y . (Recall that boundary curves are included in $\mathcal{C}(S)$.) By a well-known result (see e.g. [3]), this implies that X coincides with Y , as elements of Teichmüller space.

Now let us show that the d_L -distance between X and Y is nonnegative.

If $K(X, Y) > 1$ or $K(Y, X) > 1$ then the distance between X and Y is positive.

If $K(X, Y) \leq 1$ and $K(Y, X) \leq 1$, then $K(X, Y) = K(Y, X) = 1$. This follows from the fact that if $K(X, Y) < 1$, that is, if all simple closed curves are strictly contracted from X to Y , then $K(Y, X) > 1$. But we already noted that the equalities $K(X, Y) = K(Y, X) = 1$ imply that $X = Y$. \square

3.3. Comparison between length spectrum metrics in the relative thick part of $\mathcal{T}(S)$. In this section, S is as before a surface of finite type with negative Euler-Poincaré characteristic and non-empty boundary.

The following is a well-established definition (see e.g. [2]).

Given $\epsilon > 0$, the ϵ -thick part of Teichmüller space is the set of $X \in \mathcal{T}(S)$ such that for any $\alpha \in \mathcal{C}(S)$ the hyperbolic length $l_X(\alpha)$ is not less than ϵ .

We now introduce the following terminology.

For $\epsilon > 0$ and $\epsilon_0 \geq \epsilon$, the ϵ_0 -relative ϵ -thick part of Teichmüller space is the subset of the ϵ -thick part of Teichmüller space in which the length of each boundary component of S is bounded from above by the constant ϵ_0 .

Our first goal is to give a comparison between d_L and δ_L on the ϵ_0 -relative ϵ -thick part of Teichmüller space. This will be based on the following lemma, which, together with its proof, is analogous to Lemma 3.6 of Choi and Rafi [2] and its proof. The main tool used in this lemma is the technique of “replacing an arc by a loop”, which is also the main tool in Choi and Rafi’s lemma, and this technique was initiated by Minsky [7]. We prefer to give complete proofs rather than ideas of proofs, at the expense of repeating some of Choi and Rafi’s arguments.

Given two functions f and g of a variable t , we shall use the notation “ $f \asymp g$ ” to express the fact that the ratio $\frac{f(t)}{g(t)}$ is bounded above and below by some positive constants, with t being in some domain which will be specified. Note that although we are following closely the arguments of Choi and Rafi in [2], we are using the sign \asymp differently.

Lemma 3.4. *To any arc β on S , we can associate a simple closed curve α on S in such a way that the following holds*

$$(5) \quad l_X(\beta) \asymp l_X(\alpha),$$

in which the variable is X , and where X varies in the ε_0 -relative ϵ -thick part of Teichmüller space. (Thus, the multiplicative constants for \asymp depend on ϵ and ε_0 .)

Proof. In all this proof, we consider a fixed arc β representing an element of \mathcal{B} .

We first assume that S is homeomorphic to a pair of pants, that is, to a surface with three holes, a hole being either a boundary component or a puncture of S .

From the hypothesis, the lengths of the boundary components of this pair of pants are bounded from below and from above.

There are several cases to consider, depending on whether the pair of pants S has 1, 2 or 3 boundary components (the other holes being punctures). In each case, there are only finitely many homotopy classes of arcs β , and there are distinctions between the cases where β joins one or two distinct boundary components. We show by trigonometric formulas that the lengths of these arcs are bounded from below and from above, in terms of ϵ and ε_0 . As we shall see, the estimates are simple, and they give an idea of what happens in the general case.

We will have, in each case, $l_X(\beta) \asymp 1$ and $l_X(\alpha) \asymp 1$, which will show that (5) holds. The cases are represented in Figure 4 (i) to (v). We analyze separately each of these cases.

Case (i) The pair of pants S has 3 boundary components, and β joins two distinct boundary components, γ and γ' .

Let γ'' be the third component. We set $b = l_X(\beta)$, $a = l_X(\gamma)/2$, $a' = l_X(\gamma')/2$ and $a'' = l_X(\gamma'')/2$. From Formula (1) for right-angled hexagons, we have

$$\cosh b = \frac{\cosh a'' + \cosh a \cosh a'}{\sinh a \sinh a'}.$$

From the hypothesis, we have $a \asymp 1$, $a' \asymp 1$ and $a'' \asymp 1$. Therefore, $b \asymp 1$, as required.

Case (ii) The pair of pants S has 3 boundary components, and the two endpoints of β are on one boundary component, which we call γ .

Let γ' and γ'' be the other two boundary components of S . We consider the three arcs δ, δ' and δ'' joining pairwise the three boundary components of S perpendicularly. The arc β intersects perpendicularly one of these arcs, and it divides S into two (in general non-isometric) right-angled hexagons. We consider one of these hexagons, say, the one containing the boundary component γ' (and the arc δ''). This hexagon is divided by the arc δ'' and by (part of) δ into two isometric right-angled pentagons. Let $b = l_X(\beta)/2$, $a' = l_X(\gamma')/2$ and $d'' = l_X(\delta'')$. Then, Formula (2) for right-angled pentagons gives:

$$\cosh b = \sinh a' \sinh d''.$$

Again, from the hypothesis, we have $a' \asymp 1$, and from Case (i) above, we have $d'' \asymp 1$. This gives $b \asymp 1$.

Case (iii) The pair of pants S has a unique boundary component γ .

In that case, the isometry type of this surface is completely determined by the length of γ . There is only one arc β to consider, and it joins γ to itself. We consider the bi-infinite geodesic line joining the two punctures of S , and a geodesic ray starting perpendicularly on the boundary curve γ and converging to one of these punctures. These lines are represented in the middle figure of the case labelled (iii) in Figure 4. We set $a = l_X(\gamma)/4$ and $b = l_X(\beta)/2$. In the quadrilateral with three right angles and one zero angle (at infinity) represented to the right of this figure, we have (see [4] p. 89)

$$(6) \quad \sinh a \sinh b = 1.$$

Again, since $a \asymp 1$, we deduce $b \asymp 1$.

Case (iv) The pair of pants S has one puncture and 2 boundary components, and the arc β has its endpoints on distinct boundary components, γ and γ' .

In that case, we consider the two geodesic rays starting perpendicularly at the two boundary components of S and converging to the puncture. Cutting the surface along these two rays and the arc β , we obtain two isometric pentagons with four right angles and one zero angle (at infinity). We consider one of these pentagons and we set $a' = l_X(\gamma')/2$, $a = l_X(\gamma)/2$ and $b = l_X(\beta)$. We now consider the infinite ray in that pentagon that starts perpendicularly at the edge labelled b and converges to the cusp, as shown Figure 4 (iv). The edge of length b of the pentagon is divided into two segments, of lengths b_1 and b_2 satisfying $b_1 + b_2 = b$. By Formula (6) used above in Case (iii), and since $a \asymp 1$ and $a' \asymp 1$, we deduce that $b_1 \asymp 1$ and $b_2 \asymp 1$, therefore $b \asymp 1$.

Case (v) The pair of pants S has one puncture and 2 boundary components, and the arc β has its endpoints on the boundary component, which we call γ .

In that case, β divides S into two components, one of which contains the other boundary curve of S , which we call γ' . The arc of minimal length, β' , joining γ to γ' , together with an arc contained in the geodesic ray starting perpendicularly at γ' and ending at the puncture, cut this component into two isometric right-angled pentagons. Let $a' = l_X(\gamma')/2$, $b' = l_X(\beta')$ and $b = l_X(\beta)/2$. From Case (iv) considered above, we have $b' \asymp 1$. Since $a' \asymp 1$, Formula (2) for right-angled pentagons gives again $b \asymp 1$.

This concludes the proof of the lemma in the case where S is a pair of pants.

Thus, in the case where S is a pair of pants, we have an inequality

$$(7) \quad \sup_{\gamma \in \mathcal{B} \cup \mathcal{C}} \frac{l_X(\gamma)}{l_Y(\gamma)} \leq C \sup_{\alpha \in \mathcal{C}} \frac{l_X(\alpha)}{l_Y(\alpha)}$$

where C is a constant depending on ϵ and ε_0 .

Now we consider the case where S is not a pair of pants.

As in the preceding case, we also show that we can associate to β a simple closed curve α on S such that $l_X(\beta) \asymp l_X(\alpha)$.

Of course, in contrast to the preceding case, there are infinitely many homotopy classes of arcs β to consider now. The idea of getting the closed curve α is similar to the one in the case where S is a pair of pants, and instead of working in a pair of pants S we work in a pair of pants that is the regular neighborhood of the union of β with the boundary components of S that it intersects. The curve α associated to the arc β will be one of the boundary curves of this pair of pants, and this curve is no more necessarily a boundary curve of S ; its geodesic length is bounded from below, but not necessarily from above. We now give the details.

Without loss of generality, we assume that β is geodesic for the hyperbolic metric X .

If the two endpoints of β lie on distinct components γ, γ' of ∂X , then the boundary of a regular neighborhood of $\beta \cup \gamma \cup \gamma'$ in X consists of a single simple closed curve α . Since S is not a pair of pants, α is not peripheral and therefore $\alpha \in \mathcal{C}(S)$. We take α to be the geodesic representative of its homotopy class with respect to the hyperbolic structure X .

If both endpoints of β lie on the same component γ of ∂X , then the boundary of a regular neighborhood of $\beta \cup \gamma$ consists of two disjoint simple closed curves. Both curves cannot be peripheral since S is not a pair of pants. We take α to be in the homotopy class of a non-peripheral curve. In the case where both curves

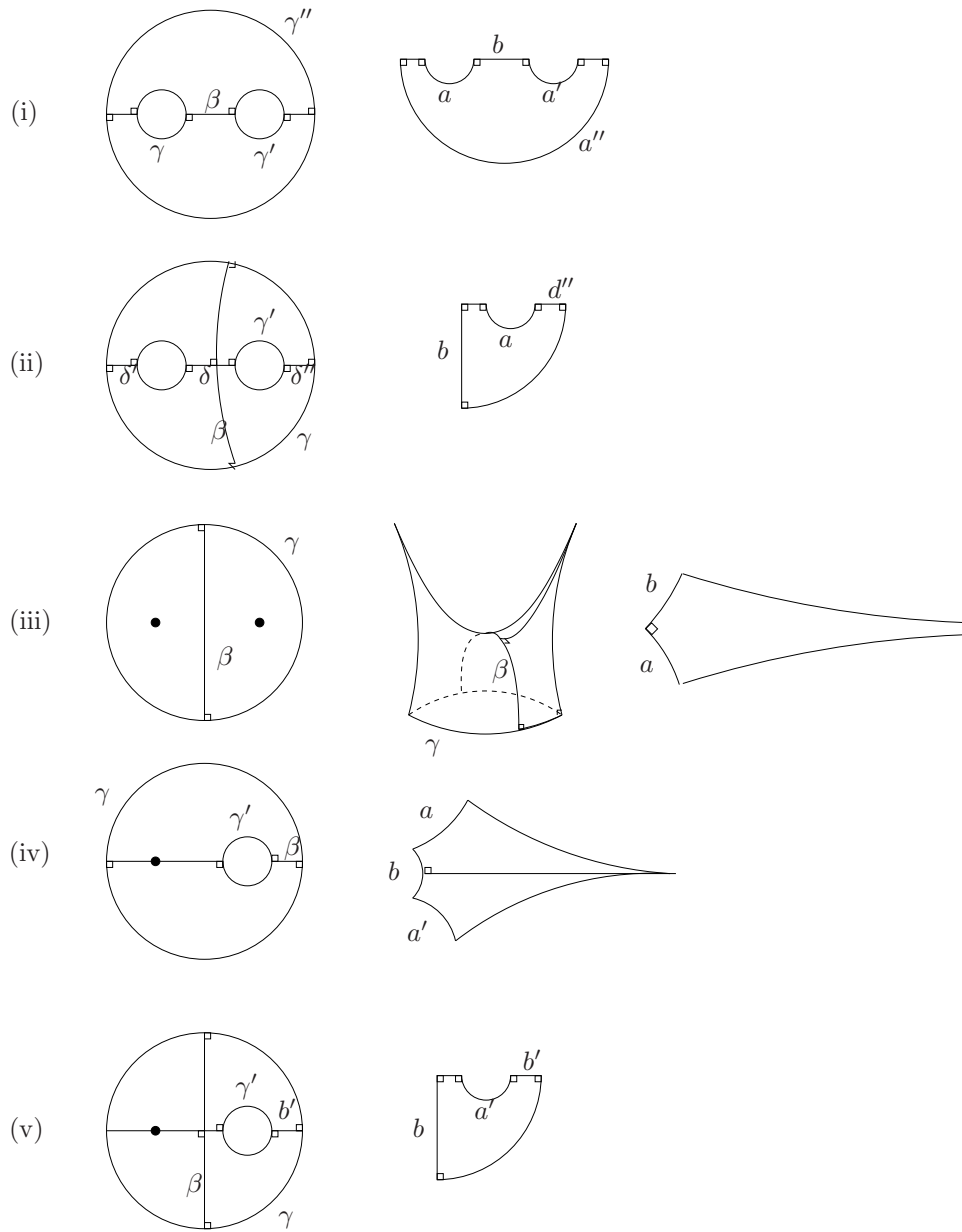


FIGURE 4. The various subbases in Lemma 3.4, in the case where S is a pair of pants (with boundary components or with punctures), and β an arc joining boundary components.

are non-peripheral, we take α to be in the homotopy class whose X -geodesic has greater length (and if both lengths are equal, we choose any one of the two curves). Again, we take α to be the geodesic representative in its homotopy class.

For this choice of the curve α , we claim that (5) holds.

We prove this claim by elementary hyperbolic trigonometry. In what follows, a “geodesic pair of pants” means a pair of pants with geodesic boundary embedded in a hyperbolic surface. We distinguish two cases.

Case 1. This is the case where $\gamma \neq \gamma'$. Let P be the geodesic pair of pants in X with boundary components γ, γ', α and consider one of the two canonical right-angled geodesic hexagons that divide P . Let $a = l_X(\gamma)/2, a' = l_X(\gamma')/2, c = l_X(\alpha)/2$ and $b = l_X(\beta)$. From the formula for right-angled hexagons (Formula (1) above), we have

$$(8) \quad \cosh c + \cosh a \cosh a' = \sinh a \sinh a' \cosh b.$$

Since $a, a' \leq \frac{\varepsilon_0}{2}$ and from the fact that the continuous function $x \mapsto \frac{\sinh x}{x}$ has a finite limit as x converges to zero, there is a constant $C(\varepsilon_0) > 0$ depending on ε_0 such that

$$\sinh a \leq C(\varepsilon_0)a \text{ and } \sinh a' \leq C(\varepsilon_0)a'.$$

We shall also use the well-known inequalities

$$x < \sinh x \text{ and } \frac{e^x}{2} < \cosh x < e^x \text{ for all } x > 0.$$

In particular, we have $\cosh x \asymp e^x$ for all $x > 0$.

By assumption, we have $a, a' \geq \frac{\varepsilon}{2}$. Therefore,

$$\sinh a \sinh a' \cosh b \geq a \cdot a' \cdot \frac{e^b}{2} \geq \frac{\varepsilon^2 e^b}{8}$$

and

$$\sinh a \sinh a' \cosh b \leq C(\varepsilon_0)^2 a \cdot a' \cdot e^b \leq \frac{C(\varepsilon_0)^2 \varepsilon_0^2 e^b}{4}.$$

Hence,

$$(9) \quad \sinh a \sinh a' \cosh b \asymp e^b.$$

On the other hand, we have

$$\cosh a \cosh a' \leq \cosh(a + a') \leq \cosh \varepsilon_0,$$

$$\cosh c \geq \cosh \frac{\varepsilon}{2} > 0.$$

We get

$$(10) \quad \cosh c \leq \cosh c + \cosh a \cosh a' \leq \left(1 + \frac{\cosh \varepsilon_0}{\cosh \frac{\varepsilon}{2}}\right) \cosh c,$$

whence

$$(11) \quad e^c \asymp \cosh c \asymp \cosh c + \cosh a \cosh a' \text{ for } c \geq 0.$$

Now considering c and b as functions of hyperbolic structures on S , it follows from (9),(11) and (8) that

$$e^c \asymp e^b,$$

for hyperbolic structures varying in the ε_0 -relative ε -thick part of Teichmüller space $\mathcal{T}(S)$.

Thus, there is a constant $K > 0$ depending on ε and ε_0 such that

$$(12) \quad |c - b| = |l_X(\alpha)/2 - l_X(\beta)| \leq K.$$

Since $l_X(\alpha) \geq \epsilon$, we have

$$(13) \quad l_X(\beta) \leq l_X(\alpha)/2 + K \leq \left(\frac{1}{2} + \frac{K}{\epsilon}\right)l_X(\alpha).$$

We now distinguish two sub-cases:

1) If $l_X(\beta) \geq 1$, then we have from (12):

$$l_X(\alpha) \leq 2l_X(\beta) + 2K \leq 2(1 + K)l_X(\beta).$$

Combined with (13), this gives, in this sub-case, $l_X(\alpha) \asymp l_X(\beta)$.

2) If $l_X(\beta) < 1$, then from the definition of α , we have

$$l_X(\alpha) \leq 2l_X(\beta) + l_X(\gamma) + l_X(\gamma') \leq 2l_X(\beta) + 2\epsilon_0 < 2 + 2\epsilon_0.$$

As a result, $l_X(\alpha)$ is bounded below and above. Now we use Formula (1) again: since a, a' and $c = l_X(\alpha)/2$ are bounded below and above, $b = l_X(\beta)$ is bounded below and above.

Thus, in both sub-cases, we have $l_X(\alpha) \asymp l_X(\beta)$.

Case 2. Next we consider the case where $\gamma = \gamma'$. Let P be the geodesic pair of pants in X with boundary components γ, α and the geodesic representative of the third simple closed curve, which we now call α' , which is in the homotopy class of a regular neighborhood of $\beta \cup \gamma$. The curve α' may be peripheral, and in that case we say that the geodesic is at the puncture and has length zero. We take the canonical division of the geodesic pair of pants P into two isometric right-angled hexagons, when α' is not peripheral, or two isometric pentagons with four right-angles and one zero angle, when α' is peripheral. By symmetry, the arc β divides these two geodesic regions into four geodesic pieces, two of them being isometric right-angled pentagons with edges originally contained in α and the other two being isometric right-angled pentagons if α' is not peripheral, or isometric squares with three right-angles and one zero angle otherwise.

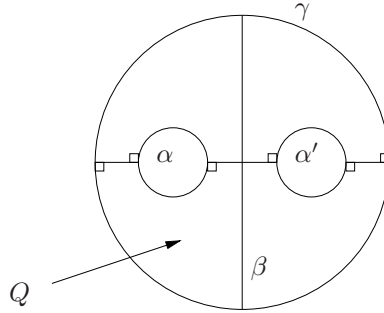


FIGURE 5. Q is the pentagon referred to in the proof of Lemma 3.4.

Let Q be one of the two pentagons that have edges originally contained in α (Figure 5, in the case where α' is not peripheral). Let $b = l_X(\beta)/2$, let $c = l_X(\alpha)/2$ and let a be the length of the edge of Q that arises from γ . From the formula for right-angled pentagons (Equation (2) above), we have

$$(14) \quad \cosh c = \sinh b \sinh a.$$

It is clear that $a \leq l_X(\gamma)/2$. By applying the pentagon formula (which is valid in the limiting case where c has length zero) to the pentagon which together with Q makes a hexagon of P , we see that our choice of α (of length not less than the length of α') implies that $a \geq l_X(\gamma)/4$.

Since $\epsilon \leq l_X(\gamma) \leq \epsilon_0$, we have $\epsilon/4 \leq a \leq \epsilon_0/2$.

Recall that there is a constant $C(\varepsilon_0) > 0$ depending on ε_0 such that $a \leq \sinh a \leq C(\varepsilon_0)a$. We get

$$(15) \quad \sinh b \sinh a > \frac{e^b \cdot a}{2} > \frac{e^b \cdot \epsilon}{8}$$

and

$$(16) \quad \sinh b \sinh a < e^b \cdot C(\varepsilon_0) \cdot a < \frac{C(\varepsilon_0) \cdot \varepsilon_0 \cdot e^b}{2}.$$

The two preceding inequalities give $\sinh b \sinh a \asymp e^b$ and it follows from (14) that

$$e^c \asymp e^b.$$

Thus, there is a constant $K > 0$ depending on ϵ and ε_0 such that

$$|c - b| = |l_X(\alpha)/2 - l_X(\beta)/2| \leq K.$$

Note that $l_X(\alpha) \geq \epsilon$ and $l_X(\alpha) \leq l_X(\beta) + l_X(\gamma) \leq l_X(\beta) + \varepsilon_0$, we can use the same argument as in Case 1 to conclude that $l_X(\beta) \asymp l_X(\alpha)$.

The lemma is proved. \square

From Lemma 3.4, we deduce the following

Proposition 3.5. *Let $0 < \epsilon \leq \varepsilon_0$ be two positive numbers. Then there is a positive constant $C > 0$, depending only on ϵ and ε_0 and the type of S , such that, for any X, Y in the ε_0 -relative ϵ -thick part of $\mathcal{T}(S)$, we have*

$$\sup_{\alpha \in \mathcal{C}} \frac{l_X(\alpha)}{l_Y(\alpha)} \leq \sup_{\alpha \in \mathcal{B} \cup \mathcal{C}} \frac{l_X(\alpha)}{l_Y(\alpha)} \leq C \sup_{\alpha \in \mathcal{C}} \frac{l_X(\alpha)}{l_Y(\alpha)}.$$

Proof. The first inequality is trivial, and the second one follows from Lemma 3.4. \square

The following theorem follows then from the above proposition.

Theorem 3.6. *Let S be a surface of topologically finite type. Fix two positive constants $\epsilon \leq \varepsilon_0$. Then there exists a constant K depending on ϵ , ε_0 and the topological type of S such that, for any X, Y in the ε_0 -relative ϵ -thick part of $\mathcal{T}(S)$, one has*

$$d_L(X, Y) \leq \delta_L(X, Y) \leq d_L(X, Y) + K.$$

Proof. The first inequality is trivial, and it holds without the assumptions on the bounds on the geometry of the structures X and Y . We prove the second one.

From Proposition 3.5, there exists a constant C depending on ϵ and ε_0 such that

$$\sup_{\alpha \in \mathcal{C}(S) \cup \mathcal{B}(S)} \frac{l_X(\alpha)}{l_Y(\alpha)} \leq C \sup_{\alpha \in \mathcal{C}(S)} \frac{l_X(\alpha)}{l_Y(\alpha)}$$

and

$$\sup_{\alpha \in \mathcal{C}(S) \cup \mathcal{B}(S)} \frac{l_Y(\alpha)}{l_X(\alpha)} \leq C \sup_{\alpha \in \mathcal{C}(S)} \frac{l_Y(\alpha)}{l_X(\alpha)}$$

By taking logarithms and summing the two equations, we get

$$\delta_L(X, Y) \leq d_L(X, Y) + \frac{\log C}{2}.$$

\square

Let us also note the following:

Theorem 3.7. *Let S be a surface of topologically finite type. Fix two positive constants $\epsilon \leq \epsilon_0$. Then there exists a constant K depending on ϵ , ϵ_0 and the topological type of S such that, for any X, Y in the ϵ_0 -relative ϵ -thick part of $\mathcal{J}(S)$, we have*

$$d(X, Y) \leq \delta_L(X, Y) \leq d(X, Y) + K$$

and

$$\bar{d}(X, Y) \leq \delta_L(X, Y) \leq \bar{d}(X, Y) + K.$$

Proof. We only prove the first statement, since the second one follows with the same arguments. The inequality $d(X, Y) \leq \delta_L(X, Y)$ follows from the definitions. For the other inequality, we use the doubled surfaces. By Theorem B in Choi and Rafi [2], there exists a constant K depending on ϵ , ϵ_0 and the topological type of S such that

$$\delta_L(X^d, Y^d) \leq d(X^d, Y^d) + K.$$

Using Corollary 2.8 and Corollary 3.1, this implies that $\delta_L(X, Y) \leq d(X, Y) + K$. This proves the required result. \square

A natural question which arises after this, is what happens if we omit the condition on the metrics X and Y being in the ϵ_0 -relative ϵ -thick part of $\mathcal{J}(S)$. The following simple example shows that the second inequality in the statement of Theorem 3.7 cannot hold in general.

Example 3.8. For every $t \geq 1$, let X_t be the hyperbolic structure on a pair of pants with three geodesic boundary components of equal length t . Then, it clear that for every $t \geq 1$, we have $d_T(X_1, X_t) = \log t$. Now as $t \rightarrow \infty$, the common length l_t of the three seams joining pairwise the three boundary components of the pair of pants is of the order of $e^{-\frac{t}{2}}$. Indeed, by Formula (1) for right-angles hexagons, we have $\cosh l_t = (\cosh^2 t + \cosh t) / \sinh^2 t$, which gives

$$\cosh l_t - 1 = \frac{1 + \cosh t}{\sinh^2 t} = \frac{1 + \cosh t}{\cosh^2 t - 1} = \frac{1}{\cosh t - 1}$$

which implies $l_t^2 \sim 4e^{-t}$, that is, $l_t \sim 2e^{-\frac{t}{2}}$. This gives $\delta_L(X, Y) \asymp \log e^{\frac{t}{2}} = \frac{t}{2}$.

4. THE TOPOLOGY INDUCED BY THE METRICS ON $\mathcal{J}(S)$

We also have the following

Theorem 4.1. *Let S be a surface of topologically finite type and let $(X_n)_{n \geq 0}$ be a sequence of elements in $\mathcal{J}(S)$. Then,*

$$\lim_{n \rightarrow \infty} d_L(X_n, X_0) = \infty \text{ if and only if } \lim_{n \rightarrow \infty} \delta_L(X_n, X_0) = \infty.$$

Proof. Since $d_L(X, Y) \leq \delta_L(X, Y)$, it is clear that $d_L(X_n, X_0) \rightarrow \infty$ implies $\delta_L(X_n, X_0) \rightarrow \infty$.

Now assume that $\delta_L(X_n, X_0) \rightarrow \infty$. We show that $d_L(X_n, X_0) \rightarrow \infty$. Suppose not. Then there is a constant K and a subsequence (X_{n_i}) such that $d_L(X_{n_i}, X_0) \leq K$. From the definition of the length-spectrum metric, all the X_{n_i} , $i \geq 1$, and X_0 must lie in some ϵ -thick part of $\mathcal{J}(S)$ and satisfy the condition that all the boundary components are bounded above by some constant ϵ_0 . By Theorem 3.6, $\delta_L(X_{n_i}, X_0)$ is bounded, which is a contradiction. \square

Let us also note the following

Theorem 4.2. *Let S be a surface of topologically finite type and let $(X_n)_{n \geq 0}$ be a sequence of elements in $\mathcal{J}(S)$. Then,*

$$\lim_{n \rightarrow \infty} d(X_n, X_0) = \infty \iff \lim_{n \rightarrow \infty} \delta_L(X_n, X_0) = \infty \iff \lim_{n \rightarrow \infty} \bar{d}(X_n, X_0) = \infty.$$

Proof. We only prove the first equivalence, the proof of the second one being similar.

As $d(X_n, X_0) \leq \delta_L(X_n, X_0)$, we have

$$\lim_{n \rightarrow \infty} d(X_n, X_0) = \infty \Rightarrow \lim_{n \rightarrow \infty} \delta_L(X_n, X_0) = \infty.$$

Now suppose that $\lim_{n \rightarrow \infty} \delta_L(X_n, X_0) = \infty$. Then by Corollary 3.1, we have $\lim_{n \rightarrow \infty} \delta_L(X_n^d, X_0^d) = \infty$. By a result proved in Liu [6] and Papadopoulos & Th  ret in [8], we have $\lim_{n \rightarrow \infty} d(X_n^d, X_0^d) = \infty$. By Corollary 2.8, we obtain $\lim_{n \rightarrow \infty} d(X_n, X_0) = \infty$. \square

We now give a relation between δ_L when d_L in the small range.

Theorem 4.3. *Let S be a surface of topologically finite type and let $(X_n)_{n \geq 0}$ be a sequence of elements in $\mathcal{T}(S)$. Then,*

$$\lim_{n \rightarrow \infty} d_L(X_n, X_0) = 0 \text{ if and only if } \lim_{n \rightarrow \infty} \delta_L(X_n, X_0) = 0.$$

Proof. That $\lim_{n \rightarrow \infty} \delta_L(X_n, X_0) = 0 \Rightarrow \lim_{n \rightarrow \infty} d_L(X_n, X_0) = 0$ follows from the inequality $d_L \leq \delta_L$. We prove the converse.

Assume that $\lim_{n \rightarrow \infty} d_L(X_n, X_0) = 0$. Equivalently, we have

$$\sup_{\alpha \in \mathcal{C}(S)} \frac{l_{X_0}(\alpha)}{l_{X_n}(\alpha)} \rightarrow 1 \text{ and } \sup_{\alpha \in \mathcal{C}(S)} \frac{l_{X_n}(\alpha)}{l_{X_0}(\alpha)} \rightarrow 1 \text{ as } n \rightarrow \infty.$$

Using the fact that

$$\inf_{\alpha \in \mathcal{C}(S)} \frac{l_{X_n}(\alpha)}{l_{X_0}(\alpha)} = \left(\sup_{\alpha \in \mathcal{C}(S)} \frac{l_{X_0}(\alpha)}{l_{X_n}(\alpha)} \right)^{-1},$$

we have

$$\begin{aligned} \lim_{n \rightarrow \infty} d_L(X_n, X_0) = 0 &\iff \inf_{\alpha \in \mathcal{C}(S)} \frac{l_{X_n}(\alpha)}{l_{X_0}(\alpha)} \rightarrow 1, \quad \sup_{\alpha \in \mathcal{C}(S)} \frac{l_{X_n}(\alpha)}{l_{X_0}(\alpha)} \rightarrow 1 \text{ as } n \rightarrow \infty \\ &\Rightarrow l_{X_n}(\alpha) \rightarrow l_{X_0}(\alpha) \quad \forall \alpha \in \mathcal{C}(S) \\ &\Rightarrow X_n \rightarrow X_0 \text{ in the usual topology of } \mathcal{T}(S). \end{aligned}$$

This implies that $X_n^d \rightarrow X_0^d$ as $n \rightarrow \infty$, using, for instance, Fenchel-Nielsen coordinates in the Teichm  ller space of the doubled surface.

Thus, we have

$$(17) \quad d_L(X_n^d, X_0^d) \rightarrow 0 \text{ as } n \rightarrow \infty,$$

where d_L denotes here the length-spectrum distance in the double. This last limit follows because the doubled surface is a surface without boundary which implies, by a result in [8] (Corollary 6 p. 495), that

$$X_n^d \rightarrow X_0^d \iff \sup_{\alpha \in \mathcal{C}(S^d)} \frac{l_{X_0^d}(\alpha)}{l_{X_n^d}(\alpha)} \rightarrow 1 \iff \sup_{\alpha \in \mathcal{C}(S^d)} \frac{l_{X_n^d}(\alpha)}{l_{X_0^d}(\alpha)} \rightarrow 1 \text{ as } n \rightarrow \infty.$$

We now deduce from (17) that

$$(18) \quad \inf_{\alpha \in \mathcal{C}(S^d)} \frac{l_{X_n^d}(\alpha)}{l_{X_0^d}(\alpha)} \rightarrow 1 \text{ and } \sup_{\alpha \in \mathcal{C}(S^d)} \frac{l_{X_n^d}(\alpha)}{l_{X_0^d}(\alpha)} \rightarrow 1 \text{ as } n \rightarrow \infty.$$

Now we note that

$$(19) \quad \inf_{\alpha \in \mathcal{C}(S^d)} \frac{l_{X_n^d}(\alpha)}{l_{X_0^d}(\alpha)} \leq \inf_{\alpha^d \in \mathcal{C}(S^d)} \frac{l_{X_n^d}(\alpha^d)}{l_{X_0^d}(\alpha^d)} \leq \sup_{\alpha^d \in \mathcal{C}(S^d)} \frac{l_{X_n^d}(\alpha^d)}{l_{X_0^d}(\alpha^d)} \leq \sup_{\alpha \in \mathcal{C}(S^d)} \frac{l_{X_n^d}(\alpha)}{l_{X_0^d}(\alpha)}$$

where the notation α^d for a simple closed curve in S^d means, as before, that we consider a symmetric curve with respect to the natural involution.

From (18) and (19) we now deduce that

$$\begin{aligned} \lim_{n \rightarrow \infty} d_L(X_n, X_0) = 0 &\Rightarrow \inf_{\alpha^d \in \mathcal{C}(S^d)} \frac{l_{X_n^d}(\alpha^d)}{l_{X_0^d}(\alpha^d)} \rightarrow 1, \quad \sup_{\alpha^d \in \mathcal{C}(S^d)} \frac{l_{X_n^d}(\alpha^d)}{l_{X_0^d}(\alpha^d)} \rightarrow 1 \text{ as } n \rightarrow \infty \\ &\Rightarrow \inf_{\alpha \in \mathcal{B}(S)} \frac{l_{X_n}(\alpha)}{l_{X_0}(\alpha)} \rightarrow 1, \quad \sup_{\alpha \in \mathcal{B}(S)} \frac{l_{X_n}(\alpha)}{l_{X_0}(\alpha)} \rightarrow 1 \text{ as } n \rightarrow \infty. \end{aligned}$$

This shows that $\delta_L(X_n, X_0) = 0$ as $n \rightarrow \infty$, which completes the proof. \square

We also have the following

Theorem 4.4. *Let S be a surface of topologically finite type and let $(X_n)_{n \geq 0}$ be a sequence of elements in $\mathcal{T}(S)$. Then, we have*

$$\lim_{n \rightarrow \infty} d(X_n, X_0) = 0 \iff \lim_{n \rightarrow \infty} \bar{d}(X_n, X_0) = 0 \iff \lim_{n \rightarrow \infty} \delta_L(X_n, X_0) = 0.$$

Proof. The first equivalence follows by taking doubles, and using again the results in [6] and [8]. The second equivalence is obvious. \square

Corollary 4.5. *Let S be a surface of topologically finite type. Then d , \bar{d} , d_L and δ_L induce the same topology on $\mathcal{T}(S)$.*

REFERENCES

- [1] W. Abikoff, The real analytic theory of Teichmüller space, Lecture Notes in Mathematics 820, Springer-Verlag (1980).
- [2] Y. Choi and K. Rafi, Comparison between Teichmüller and Lipschitz metrics, J. London Math Soc. 76 (2007) 739-756.
- [3] A. Fathi, F. Laudenbach & V. Poénaru, *Travaux de Thurston sur les surfaces*, Astérisque 66-67 (1979).
- [4] W. Fenchel, Elementary geometry in hyperbolic space, de Gruyter studies in Mathematics, 11, Walter de Gruyter & Co., 1989.
- [5] L. Liu, On the length spectrums of non-compact Riemann surfaces, Ann. Acad. Sci. Fenn. Math. 24, 1999, 11-22.
- [6] L. Liu, On the metrics of length spectrum in Teichmüller space, Chinese J. Cont. math. 22 (1) (2001), 23-34.
- [7] Y. Minsky, Extremal length estimates and product regions in Teichmüller space, Duke Math. J. 83 (1996) 249-286.
- [8] A. Papadopoulos & G. Théret, On the topology defined by Thurston's asymmetric metric, Math. Proc. Camb. Phil. Soc., 142, 487-496 (2007).
- [9] H. Parlier, Lengths of geodesics on Riemann surfaces with boundary. Ann. Acad. Sci. Fenn. Math. 30 (2005), no. 2, 227-236.
- [10] T. Sorvali, On Teichmüller spaces of tori, Ann. Acad. Sci. Fenn. Ser. A I Math. 1, 1975, 7-11.
- [11] W. P. Thurston, The geometry and topology of Three-manifolds, Mimeographed notes, Princeton University, 1976.
- [12] W. Thurston, Minimal stretch maps between hyperbolic surfaces, preprint, 1986, Arxiv:math.GT/9801039.
- [13] S. Wolpert, The length spectra as moduli for compact Riemann surfaces, Ann. of Math. 109 (1979) 323-351.

LIXIN LIU, DEPARTMENT OF MATHEMATICS, ZHONGSHAN UNIVERSITY, 510275, GUANGZHOU, P. R. CHINA

E-mail address: `mcsllx@mail.sysu.edu.cn`

ATHANASE PAPADOPOULOS, MAX-PLANK-INSTITUT FÜR MATHEMATIK, VIVATSGASSE 7, 53111 BONN, GERMANY ; INSTITUT DE RECHERCHE MATHÉMATIQUE AVANCÉE, UNIVERSITÉ DE STRASBOURG AND CNRS, 7 RUE RENÉ DESCARTES, 67084 STRASBOURG CEDEX, FRANCE

E-mail address: `papadopoulos@math.u-strasbg.fr`

WEIXU SU, DEPARTMENT OF MATHEMATICS, ZHONGSHAN UNIVERSITY, 510275, GUANGZHOU, P. R. CHINA

E-mail address: `su023411040@163.com`

GUILLAUME THÉRET, MAX-PLANK-INSTITUT FÜR MATHEMATIK, VIVATSGASSE 7, 53111 BONN, GERMANY

E-mail address: `theret@mpim-bonn.mpg.de`