



**HAL**  
open science

# Lyapunov control of Schrödinger equation: beyond the dipole approximations

Andreea Grigoriu, Catalin Lefter, Gabriel Turinici

► **To cite this version:**

Andreea Grigoriu, Catalin Lefter, Gabriel Turinici. Lyapunov control of Schrödinger equation: beyond the dipole approximations. 2008. hal-00364966v1

**HAL Id: hal-00364966**

**<https://hal.science/hal-00364966v1>**

Preprint submitted on 28 Feb 2009 (v1), last revised 19 Aug 2009 (v2)

**HAL** is a multi-disciplinary open access archive for the deposit and dissemination of scientific research documents, whether they are published or not. The documents may come from teaching and research institutions in France or abroad, or from public or private research centers.

L'archive ouverte pluridisciplinaire **HAL**, est destinée au dépôt et à la diffusion de documents scientifiques de niveau recherche, publiés ou non, émanant des établissements d'enseignement et de recherche français ou étrangers, des laboratoires publics ou privés.

# LYAPUNOV CONTROL OF SCHRÖDINGER EQUATIONS: BEYOND THE DIPOLE APPROXIMATION

Andreea Grigoriu  
CEREMADE  
Université Paris Dauphine  
Place du Maréchal De Lattre De Tassigny  
75016, Paris, France  
grigoriu@ceremade.dauphine.fr

Cătălin Lefter  
Faculty of Mathematics  
University "Al. I. Cuza"  
Bd. Carol I nr. 11,  
700506, Iași, Romania  
catalin.lefter@uaic.ro

Gabriel Turinici  
CEREMADE  
Université Paris Dauphine  
Place du Maréchal De Lattre De Tassigny  
75016, Paris, France  
gabriel.turinici@dauphine.fr

## ABSTRACT

We analyse in this paper the Lyapunov trajectory tracking of the Schrödinger equation for a second order coupling operator. We present a theoretical convergence result; for situations not covered by the theoretical result we propose a numerical approach that is tested and works well in practice.

## KEY WORDS

Quantum control, Control Lyapunov function, Numerical simulations, Stabilization.

## 1 Introduction

Controllability of a finite dimensional quantum system,  $i\frac{d}{dt}\Psi(t) = (H_0 + u(t)H_1 + u^2(t)H_2)\Psi(t)$ , where  $H_0, H_1$  and  $H_2$  are  $n \times n$  Hermitian matrices with complex coefficients and  $u(t) \in \mathbb{R}$  is the control, can be studied via the general accessibility criteria proposed in [2, 17] and based on Lie brackets; more specific results can be found in [18]. However, such characterization does not provide in general a simple and efficient way for open-loop trajectory generation. Optimal control techniques (see, e.g., [11] and [15] and the references herein) provide a first set of methods. Another set consists in using feedback to generate trajectories and open-loop steering control. The original references on such feedback strategy to find open-loop controls are [3, 7, 10]. More recent results can be found in [13] for decoupling techniques, in [5, 6, 16, 19, 20] for Lyapunov-based techniques and in [1, 4, 14] for factorizations techniques of the unitary group.

In order to study systems with Hamiltonian  $H = H_0 + uH_1 + u^2H_2$  we adapt the corresponding analysis initially proposed for bilinear quantum systems i.e  $H = H_0 + uH_1$  (see [8, 12]). We use here a fictitious control  $\omega$  (see [12]) to take into account the physically meaningless global phase and to simplify convergence analysis. Our method is valid to track any eigen-state trajectory of a Schrödinger equation for a second order coupling operator.

The balance of the paper is as follows: in Section 2 we introduce the main notations and the Lyapunov tracking feedback for a particular case. Section 3 contains a convergence analysis followed in Section 4 by numerical results

and the presentation of a new type of feedback for all types of second order coupling operators.

## 2 Tracking feedback design

### 2.1 Dynamics and global phase

We consider a  $n$ -level quantum system ( $\hbar = 1$ ) evolving under the equation:

$$i\frac{d}{dt}\Psi(t) = (H_0 + u(t)H_1 + u^2(t)H_2)\Psi(t), \quad (1)$$

where  $H_0, H_1$  and  $H_2$  are  $n \times n$  Hermitian matrices with complex coefficients and  $u(t) \in \mathbb{R}$  is the control. The matrix  $H_0$  is the internal Hamiltonian,  $H_1$  and  $H_2$  are operators that couple the system with the laser field  $u$ . The wave function  $\Psi = (\Psi_i)_{i=1}^n$  is a vector in  $\mathbb{C}^n$ , verifying  $\sum_{i=1}^n |\Psi_i|^2 = 1$  thus it lives on the unit sphere of  $\mathbb{C}^n$ ,  $\Psi \in \mathbb{S}^{2n-1}$ . Physically,  $\Psi$  and  $e^{i\theta(t)}\Psi$  describe the same physical state for any global phase  $t \mapsto \theta(t) \in \mathbb{R}$ , i.e  $\Psi_1$  and  $\Psi_2$  are identified when exists  $\theta \in \mathbb{R}$  such that  $\Psi_1 = \exp(i\theta)\Psi_2$ . To take into account such non trivial geometry we add a second control  $\omega$  corresponding to  $\dot{\theta}$  (see also [12]). Thus we consider the following control system

$$i\frac{d}{dt}\Psi(t) = (H_0 + u(t)H_1 + u^2(t)H_2 + \omega(t))\Psi(t), \quad (2)$$

where  $\omega \in \mathbb{R}$  is a new control playing the role of a gauge degree of freedom. We can choose it arbitrarily without changing the physical quantities attached to  $\Psi$ . With such additional fictitious control  $\omega$ , we will assume in the sequel that the state space is  $\mathbb{S}^{2n-1}$  and the dynamics given by (2) admits two independent controls  $u$  and  $\omega$ .

### 2.2 Lyapunov control design

Take a reference trajectory  $t \mapsto (\Psi_r(t), u_r(t), \omega_r(t))$ , i.e., a smooth solution of (2):

$$i\frac{d}{dt}\Psi_r = (H_0 + u_r H_1 + u_r^2 H_2 + \omega_r)\Psi_r.$$

Take the following time varying function  $V(\Psi, t)$ :

$$V(\Psi, t) = \langle \Psi - \Psi_r | \Psi - \Psi_r \rangle \quad (3)$$

where  $\langle \cdot | \cdot \rangle$  denotes the Hermitian product. The fonction  $V$  is positive for all  $t > 0$  and all  $\Psi \in \mathbb{S}^{2n-1}$  and vanishes when  $\Psi = \Psi_r$ . Simple computations show that  $V$  is a control Lyapunov function when  $\Psi$  satisfies (2). The derivative of  $V$  is given by:

$$\begin{aligned} \frac{dV}{dt} &= 2(u - u_r)Im(\langle H_1\Psi(t) | \Psi_r \rangle) + \\ &2(u^2 - u_r^2)Im(\langle H_2\Psi(t) | \Psi_r \rangle) + \\ &2(\omega - \omega_r)Im(\langle \Psi(t) | \Psi_r \rangle) \end{aligned} \quad (4)$$

where  $Im$  denotes the imaginary part.

For simplicity reasons we note:  $\tilde{I}_1 = Im(\langle H_1\Psi(t) | \Psi_r \rangle)$  and  $\tilde{I}_2 = Im(\langle H_2\Psi(t) | \Psi_r \rangle)$ . When for instance we take:

$$\begin{aligned} u &= u_r(t) - k\tilde{I}_1/(1 + k\tilde{I}_2) \\ \omega &= \omega_r(t) - cIm(\langle \Psi(t) | \Psi_r \rangle), \end{aligned} \quad (5)$$

with  $k$  and  $c$  strictly positive parameters, we ensure  $dV/dt \leq 0$ , i.e.  $V$  is decreasing.

Let us focus on the important case when the reference trajectory corresponds to an equilibrium:  $u_r = 0, \omega_r = -\lambda$  and  $\Psi_r = \phi$  where  $\phi$  is an eigen-vector of  $H_0$  associated to the eigenvalue  $\lambda \in \mathbb{R}$  ( $H_0\phi = \lambda\phi, \|\phi\| = 1$ ). We note:  $I_1 = Im(\langle H_1\Psi(t) | \phi \rangle)$  and  $I_2 = Im(\langle H_2\Psi(t) | \phi \rangle)$ . Then (5) becomes a static-state feedback:

$$\begin{aligned} u &= -kI_1/(1 + kI_2) \\ \omega &= -\lambda - cIm(\langle \Psi(t) | \phi \rangle). \end{aligned} \quad (6)$$

### 3 Convergence analysis

The goal of this section is to prove a convergence result for the feedback in equation (6). We denote by  $\lambda_i$ , with  $i = 1, \dots, N$  the eigenvalues of the matrix  $H_0$ . We say that  $H_0$  has non degenerate spectrum if for all  $(i, j)$ , with  $i \neq j$ ,  $i, j = 1, \dots, N, \lambda_i \neq \lambda_j$ .

**Theorem 3.1** Consider (2) with  $\Psi \in \mathbb{S}^{2n-1}$  and an eigenstate  $\phi \in \mathbb{S}^{2n-1}$  of  $H_0$  associated to the eigenvalue  $\lambda$ . Take the static feedback (6) with  $c, k > 0$ . Then the two following propositions are true:

1. If the spectrum of  $H_0$  is not degenerate, the  $\Omega$ -limit set of the closed loop system is the intersection of  $\mathbb{S}^{2n-1}$  with the vector space  $E = \mathbb{R}\phi \cup_{\alpha} \mathbb{C}\Phi_{\alpha}$  where  $\Phi_{\alpha}$  is any eigenvector of  $H_0$  not co-linear to  $\phi$  such that  $\langle \Phi_{\alpha} | H_1 | \phi \rangle = 0$ .
2. If  $H_0$  is not degenerate and  $E = \mathbb{R}\phi$ , the  $\Omega$ -limit set reduces to  $\{\phi, -\phi\}$ .

#### Proof of Theorem 3.1

The proof follows the same ideas as in [12] and needs only a small adaptation to take into account this second order control situation. We give however for completeness the full proof below.

1. Up to a shift on  $\omega$  and  $H_0$ , we can assume that  $\lambda = 0$ . LaSalle's principle (see, e.g., theorem 3.4, page 115 of [9]) says that the trajectories of the closed-loop system converge to the largest invariant set contained in  $dV/dt = 0$  where  $V$  is defined by (3). The equation  $dV/dt = 0$  means that

$$I_1 = Im(\langle H_1\Psi | \phi \rangle) = Im(\langle \Psi | \phi \rangle) = 0,$$

Thus  $u = 0$  and  $\omega = 0$ . Invariance implies that  $i\frac{d}{dt}\Psi = H_0\Psi, \frac{d}{dt}\Im(\langle H_1\Psi | \phi \rangle) = 0$  and  $\frac{d}{dt}Im(\langle \Psi | \phi \rangle) = 0$ . Clearly  $\frac{d}{dt}Im(\langle \Psi | \phi \rangle) = 0$  does not give any additional information since  $H_0\phi = 0$ . Only  $\frac{d}{dt}Im(\langle H_1\Psi | \phi \rangle) = 0$  provides a new independent equation:  $Re(\langle H_1H_0\Psi | \phi \rangle) = 0$  that reads

$$Re(\langle [H_0, H_1]\Psi | \phi \rangle) = 0,$$

where  $Re$  denotes the real part. Similarly  $\frac{d}{dt}Re(\langle [H_0, H_1]\Psi | \phi \rangle) = 0$  implies:

$$Im(\langle [H_0, [H_0, H_1]]\Psi | \phi \rangle) = 0.$$

And so on. Finally, the largest invariant set is characterized by  $Im(\langle \Psi | \phi \rangle) = 0$  with the following conditions:

$$\begin{aligned} Im(\langle H_1\Psi | \phi \rangle) &= 0 \\ Re(\langle [H_0, H_1]\Psi | \phi \rangle) &= 0 \\ Im(\langle [H_0, [H_0, H_1]]\Psi | \phi \rangle) &= 0, \\ \dots \end{aligned}$$

that corresponds to the ‘‘ad-conditions’’ obtained in [8]. At each step, we have the Lie bracket of the Hamiltonian  $H_0$  with the Hamiltonian of the last step.

We can always assume that  $H_0$  is diagonal. Then we can easily compute the commutator  $[H_0, B]$ , where  $B = (B_{ij})$  is a  $n$  dimensional matrix. With  $H_0 = \text{diag}(\lambda_1, \dots, \lambda_n)$ , we have

$$[H_0, B]_{i,j} = (\lambda_i - \lambda_j)B_{ij}.$$

Let us take  $B = H_1$  in order to simplify the notations. We obtain the following system:

$$\begin{aligned} [H_0, B] &= ((\lambda_i - \lambda_j)B_{ij}), \\ [H_0, [H_0, B]] &= ((\lambda_i - \lambda_j)^2 B_{ij}), \\ &\vdots \\ \underbrace{[H_0, \dots, [H_0, B]]}_{k \text{ times}} &= ((\lambda_i - \lambda_j)^k B_{ij}), \end{aligned} \quad (7)$$

After simple computations the system (7) reads:

$$\begin{aligned}
\text{Im}(\Sigma_j B_{1j} \Psi_j) &= 0, \\
\text{Re}(\Sigma_j (\lambda_1 - \lambda_j) B_{1j} \Psi_j) &= 0, \\
&\vdots \\
\text{Im}(\Sigma_j (\lambda_1 - \lambda_j)^{2k} B_{1j} \Psi_j) &= 0, \\
\text{Re}(\Sigma_j (\lambda_1 - \lambda_j)^{2k+1} B_{1j} \Psi_j) &= 0, \\
&\dots
\end{aligned} \tag{8}$$

Using the Vandermonde structure and the property of non-degenerate spectrum of  $H_0$ , we obtain that the wave function  $\Psi$  is in the  $\Omega$ -limit set if and only if

$$B_{1j} \Psi_j = 0, \forall j \in \{2, \dots, n\},$$

and  $\text{Im}(\Psi_1) = 0$ .

- Note first that in any case the  $\Omega$ -limit set contains  $\phi$  and  $-\phi$ , because both are stationary points.

If  $H_0$  has a non-degenerate spectrum and  $E = \mathbb{R}\phi$  then proposition (1) implies that the  $\Omega$ -limit set contains the states  $\lambda\phi$  with  $\lambda \in \mathbb{R}$  and  $\|\lambda\phi\|_{L^2} = 1$  which reduces to  $\{\pm\phi\}$ .

**Remark 3.1** *The theorem above shows that tracking e.g to  $\phi_1$  works when all states  $\phi_2, \dots, \phi_n$  are coupled to  $\phi_1$  by  $H_1$ . However we do not know what happens when some of the coupling are realized by  $H_2$  instead (the theorem does not apply but the system is still controllable cf. [18]). We analyze such a case in section 4.*

## 4 Examples and Simulations

Numerical simulations have been performed for a three-dimensional test system with  $H_0$ ,  $H_1$  and  $H_2$  given by:

$$\begin{aligned}
H_0 &= \begin{pmatrix} 0 & 0 & 0 \\ 0 & 1 & 0 \\ 0 & 0 & \frac{3}{2} \end{pmatrix}, \quad H_1 = \begin{pmatrix} 0 & 1 & 0 \\ 1 & 0 & 0 \\ 0 & 0 & 0 \end{pmatrix}, \\
H_2 &= \begin{pmatrix} 0 & 0 & 1 \\ 0 & 0 & 0 \\ 1 & 0 & 0 \end{pmatrix}.
\end{aligned} \tag{9}$$

In this case the wave function is  $\Psi = (\Psi_1, \Psi_2, \Psi_3)^T$ . We use the previous Lyapunov control in order to reach the first eigen-state  $\phi = (1, 0, 0)$  of energy  $\lambda = 0$ , at the final time  $T$ .

The equation (2) is solved with the numerical scheme:

$$\begin{aligned}
\psi((m+1)\Delta t) &= \exp(-i\Delta t(H_0 + u(m\Delta t)H_1 \\
&\quad + u^2(m\Delta t)H_2))\psi(m\Delta t), \tag{10}
\end{aligned}$$

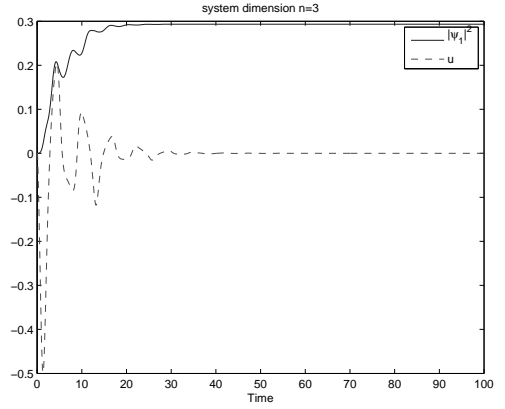


Figure 1. Population  $|\Psi_1|^2$  (solid line) and control  $u$  (dashed line); initial condition  $\Psi(t=0) = (0, 1/\sqrt{2}, 1/\sqrt{2})$ ; system defined by (9) with feedback (6). The feedback (6) fails to reach the target (quality is only 30%).

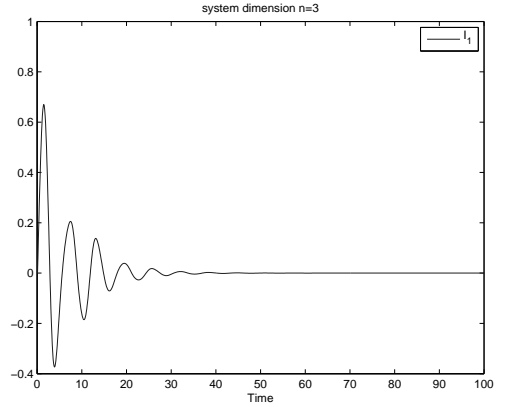


Figure 2. Time evolution of  $I_1$ ; system defined by (9) with feedback (6). We note that  $I_1$  converges to zero.

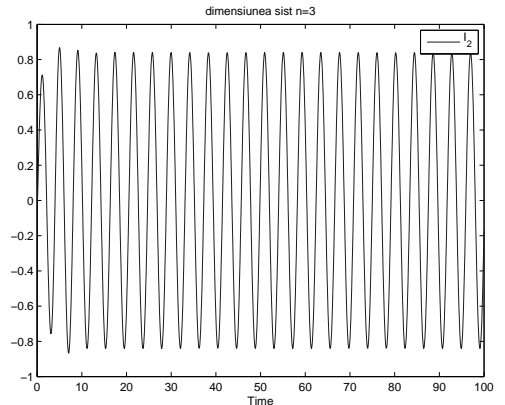


Figure 3. Time evolution of  $I_2$ ; system defined by (9) with feedback (6). Contrary to  $I_1$ ,  $I_2$  does not converge to zero.

where  $m$  is the index of the time step and  $\Delta t = T/m$  is the discretization time step. The control  $u$  is defined by (6) with  $k = c = 1/2$ .

Simulations of Figure 1 start with  $(0, 1/\sqrt{2}, 1/\sqrt{2})$  as initial condition for  $\Psi$ . We clearly see that such a feedback reduces the distance to the first state but does not ensure its convergence to  $\phi = (1, 0, 0)$ . This is not due to a lack of controllability. This system is controllable since the Lie algebra spanned by  $(H_0)/i, H_1/i$  and  $H_2/i$  coincides with  $u(3)$ , (see [12]). As explained in Remark 3.1, such convergence deficiency comes from the fact that operator  $H_1$  couples  $\phi$  only with the state  $\Psi_2$ . We plot the evolution of  $|\Psi_1|^2, I_1$  and  $I_2$ , corresponding to system defined by (9) with feedback (6), in Figure 1, Figure 2 and Figure 3.

In order to overcome the lack of convergence for cases similar to that presented above, we consider the feedback:

$$u(I_1, I_2) = \begin{cases} kI_2, & \text{if } |I_1| < \delta \text{ and } I_2 < -\delta \\ 0, & \text{if } |I_1| < \delta \text{ and } I_2 > \delta \\ -kI_1/(1 + kI_2), & \text{in any other case.} \end{cases}$$

$$\omega = -\lambda - cIm(\langle \Psi(t) | \phi \rangle). \quad (11)$$

We plot in Figure 7 the function  $u(I_1, I_2)$  for  $\delta = 0.5$ . Note that with  $c > 0, k > 0$  and  $\delta > 0$  we ensure:  $dV/dt \leq 0$ , i.e  $V$  is decreasing.

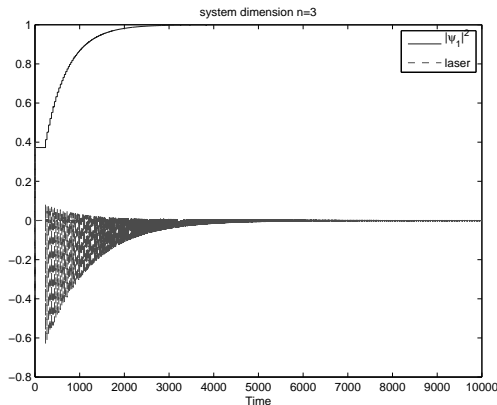


Figure 4. Population  $|\Psi_1|^2$ (solid line) and control  $u$  (dashed line); initial condition:  $\Psi(t = 0) = (0, 1/\sqrt{2}, 1/\sqrt{2})$ ; system defined by (9) with feedback (11).

Simulations of Figure 4 describe the evolution of population  $|\Psi_1|^2$  for the initial state  $\Psi(t = 0) = (0, 1/\sqrt{2}, 1/\sqrt{2})$ . We take  $k = c = 0.8$  and  $\delta = e^{-t/b}$ , with  $b = 1000$ . We can observe that the trajectories converge to  $\phi$ . It appears that the new type of feedback is quite efficient for system (9). We present the evolution of  $I_1$  and  $I_2$  corresponding to system defined by (9) with feedback (11), in Figure 5 and Figure 6.

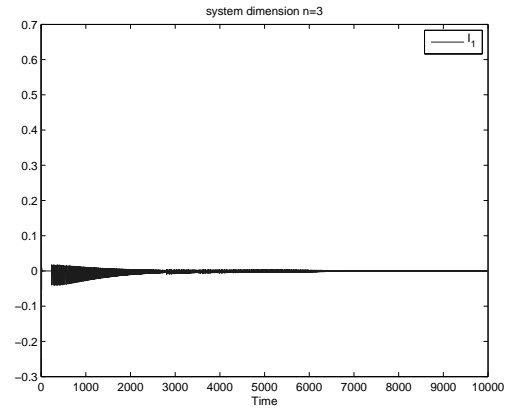


Figure 5. Time evolution of  $I_1$ ; system defined by (9) with feedback (11);  $I_1$  oscillates and its absolute value converges to zero.

## 5 Conclusions

We analyze in this paper the feedback control of a Schrödinger equation with Hamiltonian  $H = H_0 + uH_1 + u^2H_2$ . When the linearized system is controllable we prove a theoretical result concerning the convergence of a standard Lyapunov algorithm [12]. We show numerically that this algorithm does not converge when some couplings are realized by  $H_2$  instead of  $H_1$ . For these situations we propose a new algorithm that is tested numerically and gives good results.

We are currently working on a convergence proof for this situation too.

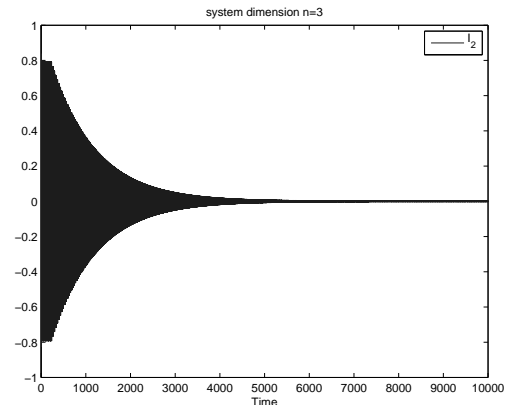


Figure 6. Time evolution of  $I_2$ ; system defined by (9) with feedback (11);  $I_2$  oscillates and its absolute value converges to zero.

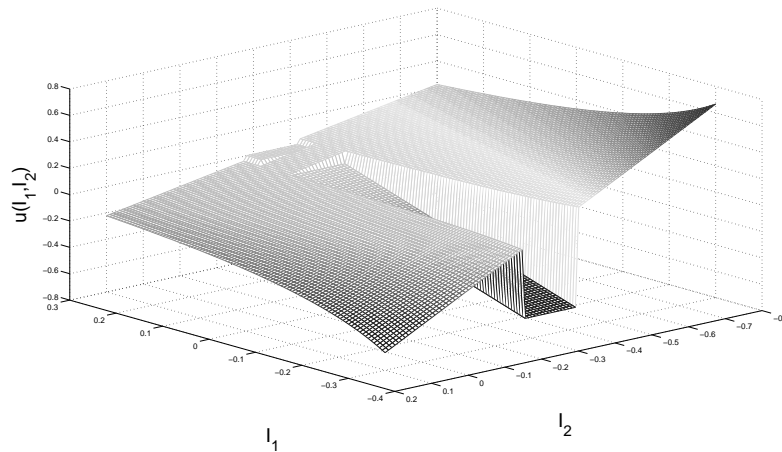


Figure 7.  $u(I_1, I_2)$ ,  $u$  defined by (11), for  $\delta = 0.5$ .

## References

- [1] C. Altafini. Controllability of quantum mechanical systems by root space decomposition of  $\mathfrak{su}(n)$ . *J. Math. Phys.*, 43(5):2051–2062, 2002.
- [2] R. Brockett. Lie theory and control systems defined on spheres. *SIAM J. Appl. Math.*, 25(2):213–225, 1973.
- [3] Y. Chen, P. Gross, V. Ramakrishna, H. Rabitz, and K. Mease. Competitive tracking of molecular objectives described by quantum mechanics. *J. Chem. Phys.*, 102:8001–8010, 1995.
- [4] T. Constantinescu and V. Ramakrishna. Parametrizing quantum states and channels. *Quantum Information Processing*, 2:221–248, 2003.
- [5] A. Ferrante, M. Pavon, and G. Raccanelli. Control of quantum systems using model-based feedback strategies. In *Proc. of the International Symposium MTNS'2002*, 2002.
- [6] S. Grivopoulos and B. Bamieh. Lyapunov-based control of quantum systems. In *Proceedings of the 42nd IEEE Conference on Decision and Control*, 2003.
- [7] P. Gross, H. Singh, H. Rabitz, K. Mease, and G.M. Huang. Inverse quantum-mechanical control: A means for design and a test of intuition. *Phys. Rev. A*, 47:4593, 1993.
- [8] V. Jurdjevic and J.P. Quinn. Controllability and stability. *J. of Diff. Eq.*, 28:381–389, 1978.
- [9] H.K. Khalil. *Nonlinear Systems*. MacMillan, 1992.
- [10] R. Kosloff, S.A. Rice, P. Gaspard, Tersigni S., and D.J. Tannor. Wavepacket dancing: Achieving chemical selectivity by shaping light pulses. *Chem. Phys.*, 139:201–220, 1989.
- [11] Y. Maday and G. Turinici. New formulations of monotonically convergent quantum control algorithms. *J. Chem. Phys.*, 118(18), 2003.
- [12] M. Mirrahimi, P. Rouchon, and G. Turinici. Lyapunov control of bilinear Schrödinger equations. *Automatica*, 41:1987–1994, 2005.
- [13] H. Rabitz. and W. Zhu. Quantum control design via adaptive tracking. *J. Chem. Phys.*, 119(7), 2003.
- [14] V. Ramakrishna, R.J. Ober, K.L. Flores, and H. Rabitz. Control of a coupled two-spin system without hard pulses. *Phys. Rev. A*, 65:063405–1–9, 2002.
- [15] S. Shi, A. Woody, and H. Rabitz. Optimal control of selective vibrational excitation in harmonic linear chain molecules. *J. Chem. Phys.*, 88(11):6870–6883, 1988.
- [16] M. Sugawara. General formulation of locally designed coherent control theory for quantum systems. *J. Chem. Phys.*, 118(15):6784–6800, 2003.
- [17] H.J. Sussmann and V. Jurdjevic. Controllability of nonlinear systems. *J. Diff. Eq.*, 12:95–116, 1972.
- [18] G. Turinici. Beyond bilinear controllability: applications to quantum control. In *Proceedings of the Workshop on Optimal Control of Coupled Systems of PDE*, april 2005.
- [19] U. Vaidya, D. DAlessandro, and I. Mezic. Control of heisenberg spin systems; lie algebraic decompositions and action-angle variables. In *Proceedings of the 42nd IEEE Conference on Decision and Control*, 2003.
- [20] P. Vettori. On the convergence of a feedback control strategy for multilevel quantum systems. In *Proc. of the International Symposium MTNS'2002*, 2002.