



HAL
open science

Residual alkalinity as tracer to estimate the changes induced by forage cultivation in a non-saline irrigated sodic soil

Laurent Barbiero, Vincent Vallès, Annick Régeard, Claude Cheverry

► **To cite this version:**

Laurent Barbiero, Vincent Vallès, Annick Régeard, Claude Cheverry. Residual alkalinity as tracer to estimate the changes induced by forage cultivation in a non-saline irrigated sodic soil. *Agricultural Water Management*, 2000, 50, pp.229-241. hal-00364725

HAL Id: hal-00364725

<https://hal.science/hal-00364725v1>

Submitted on 26 Feb 2009

HAL is a multi-disciplinary open access archive for the deposit and dissemination of scientific research documents, whether they are published or not. The documents may come from teaching and research institutions in France or abroad, or from public or private research centers.

L'archive ouverte pluridisciplinaire **HAL**, est destinée au dépôt et à la diffusion de documents scientifiques de niveau recherche, publiés ou non, émanant des établissements d'enseignement et de recherche français ou étrangers, des laboratoires publics ou privés.

Residual alkalinity as tracer to estimate the changes induced by forage cultivation in a non-saline irrigated sodic soil

Laurent BARBIERO^{1*}
Vincent VALLES²,
Annick REGEARD³
Claude CHEVERRY³

1- IRD, BP 1386 Dakar, Sénégal. (laurent.barbiero@ird.sn)

2- Université de Provence – Laboratoire de chimie et environnement (Case 29). 3, Place Victor Hugo, 13331, Marseille Cedex 3, France

3- ENSA-INRA, Unité de Sciences du Sol et d’Agronomie de Rennes /Quimper, 65 rue de St Briec, 35042 Rennes Cedex, France.

Correspondence

Present address: Laboratoire Mécanismes de Transfert en Géologie, UMR 5563.
39 Allées Jules Guesde, 31000 Toulouse, France

Short title: Residual alkalinity and reclamation of sodic soil

Summary

Soil alkalinisation generally constitutes a major threat to irrigated agriculture in the semi-arid regions of West Africa. The improvement of sodic soils is generally difficult and expensive. However, a recent study in the Niger valley in NIGER, reveals that a natural de-alkalinisation is possible under natural conditions in a semi-arid climate. Transformation of non-saline sodic soil into brown steppe soil type was recorded. On the same site, the cultivation of a Sahelian fodder grass, locally known as “Burgu” was used on the sodic soil/brown steppe soil transition zone to accelerate this natural de-alkalinisation and characterise its mechanisms. The geochemical properties of both soil types were monitored before cultivation and one year after continuous crop cultivation. After cultivation and regular irrigation, the chemical properties of the former sodic soils were close to those of the surrounding brown steppe soils, which are better suited for agriculture. This modification of the sodic soil properties can be attributed to (i) the large amount of water supplied during cultivation that induced salt leaching. This is the main phenomenon responsible for the changes observed; (ii) the root activity that modified the acid-base equilibrium and consumes alkalinity.

The Residual Alkalinity (RA) concept was used to select chemical tracers of the concentration/dilution of the soil solution. Here, sodium amount and calcite + fluorite residual alkalinity ($RA_{\text{calcite+fluorite}}$) were the most adequate ones. These two tracers decreased proportionally under the influence of leaching, but the exchanges between cations and protons changed the $RA_{\text{calcite+fluorite}}$, without modifying the sodium amount. Their combined use allowed us to separate and quantify the uptake of the plant from the leaching in the de-alkalinisation process. This study highlighted that reclamation of this type of sodic soils is feasible. The use of the RA concept is advisable to design a sustainable management system for irrigated sodic or saline soils.

Key words: Sodic soils; *Echinochloa stagnina*; Residual Alkalinity; de-alkalinisation; Niger.

Introduction

In arid or semi-arid regions, valley bottoms are often covered by saline or sodic soils.

Irrigation generally leads to a secondary salinisation or alkalinisation. In the west-African region, salinisation often occurs north of the Sahara Desert whereas alkalinisation appears in the Sahelian zone. The physical properties of a non-saline sodic soil reduce their agricultural potential. Sodic soil solutions poor in calcium lead to the swelling and deflocculation of clay particles when the proportion of sodium increases on the exchange complex (Shainberg & Letey, 1984; Daoud & Robert, 1992; Sumner, 1993). Reclamation of sodic soils is generally difficult and expensive. Several studies have recently been carried out on the effect of certain tolerant grasses in amending their soil (Abrol *et al.*, 1988; Qadir *et al.*, 1996a & b). Bozza (1989) observed that the agriculture potential of a non-saline sodic soil in the Niger valley can be significantly improved with the cultivation of a Sahelian fodder grass (*Echinochloa stagnina* Retz. Beauv.) locally known as “Burgu” (Francois *et al.*, 1989). The objective of this study is not to evaluate this reclamation but to understand the mechanisms associated with the apparent remediation of these soils.

Changes in the alkalinity of the soil solution may have various origins: 1 - leaching of alkalinity by the fresh irrigation during the cultivation; 2 – the plant activity that modifies the acid-base equilibrium through alkalinity production or consumption. This work is therefore carried out in three steps. In a first time, the comparison between the initial and final states of the soil (before and after cultivation) will make it possible to appreciate the global effect of the forage cultivation. In order to distinguish the effect of leaching from the effect of the plant physiology, the residual alkalinity is used as a tracer. Lastly, the ash alkalinity is calculated in order to obtain an independent second estimate of alkalinity consumption related to the plant.

Material

Location

The experiment was located at Lossa experimental station (13°54N - 1°35E) INRAN (Nigerien National Institute of Agricultural Research). The 90 ha irrigated area lies at the bottom of a 10-km² catchment on the left bank of the river Niger. The climate belongs to the type III semi-arid of the African zonation (Griffiths, 1972) with a short rainy season from June to September (400 mm rainfall). During the 8-month dry season, dry winds from the Northeast raise the annual potential evapo-transpiration to 2400 mm. The mean annual temperature is 33°C with maximum daily temperature up to 47°C. The water table is located at 30 to 40 m below the soil surface and is not subject to evaporation. It does not contribute to changes in the soil solution.

The experimental field (1-hectare) had not been cultivated or irrigated since 1977, when the Lossa station has been developed. The soil has a sandy clay texture, and has developed on a calco-alkaline gneiss with biotite, generally observed near 1.2 m depth. The parent rock is part of the regional Birrimian substrata, which is locally called “Liptako bedrock”. Two major differences of the soil are observed in the experimental plot; 45% of the plot is occupied by non-saline sodic soil ($pH_s = 8.5$ to 9.8 ($s =$ on saturated paste), $EC_s = 0.22$ to 0.32 dS m⁻¹, $S.A.R. = 12$ to 28 (mmol L⁻¹)^{1/2}, $E.S.P. = 15$ to 40 %) classified as Solonetz (FAO *et al.*, 1994); the remaining 55% is covered by non sodic brown steppe soil (cambic Calcisol, $pH_s < 8.4$, $EC_s = 0.07$ to 0.22 dS m⁻¹, $E.S.P. = 0.5$ to 2 %). The limit between the two soils is abrupt with a transition zone around 1 m wide, which has long been interpreted as an active alkalinisation front. However, recent studies demonstrate the active transformation of the sodic soil into a brown steppe soil (Barbiéro & Berrier, 1994). This natural de-alkalinisation will not be discussed in this paper. From a chemical point of view, calcite (CaCO₃) and fluorite (CaF₂) precipitation were identified. Those precipitations are responsible for the lateral changes observed in the soil chemistry between sodic soils and brown steppe soils (Barbiéro *et al.*, 1995, Barbiéro & Van Vliet Lanoë, 1998).

The infiltration rate of sodic soils is very low and its resistance to penetration

(hardsetting) is quite high. Surface crusts develop that have the ability to impede seedling emergence. Marlet *et al.* (1998) has shown also that plant nutrition is perturbed on the sodic soil. The uptake of phosphorus, zinc, and more generally all the metals with no reduced forms, is blocked.

The water for irrigation comes from a temporary channel of the Niger River. Its chemical profile is a bicarbonate-calcic/sodic type at the end of the rainy season, and becomes bicarbonate-sodic during the dry season (Table I), due to the formation of calcite, during concentration by evaporation in the channel (Ribolzi *et al.*, 1993). Such water exhibits a positive "calcite Residual Alkalinity" ($RA_{calcite}$) and evolves in a "carbonate alkaline" way by concentration when evaporation occurs (Vallès *et al.*, 1991), hence exhibits an alkalinising power. However, this water is fresh (the total electrolyte concentration ranges from 1.3 to 13.2 meq/l during the dry season), and can leach the soil by percolation if the balance between percolation and evaporation is favourable.

Methods

The field was pre-irrigated, tilled, harrowed, and divided into 80 plots of 20 m² separated by small dykes. Each plot was irrigated with 50mm of water twice a week during seven months and fertilised once a month during the growing season essentially with KCl and Urea (N 265 kg ha⁻¹ yr⁻¹, K 255 kg ha⁻¹ yr⁻¹). Cuttings of fodder grass were transplanted by hand in November 1991 with a 0.3-m spacing between plants on 60 plots. The 20 remaining plots were similarly irrigated and amended without fodder grass transplantation. The semi-aquatic fodder grass used, the "Burgu" *Echinochloa stagnina* Retz. Beauv (François *et al.*, 1989), is common in the Sahelian rivers and used locally to feed the cattle. This plant is well suited to clayey depressions that are periodically flooded. It has a very strong fasciculated root system that is able to spread quickly into the soil profile. It is a highly productive C4 plant with an optimum growth temperature above 30°C. The forage has been cut and harvested three times during the experiment on all the plot and wet and dry organic matter were recorded.

The sodic soil/brown steppe soil distribution has been delineated on the experimental field using *pH* measurements according to a regular 10-m squared grid. Soil samples were collected with an auger at a depth of 40 cm before cultivation and after one year of crop growing. The *pH* values were measured in the laboratory on saturated pastes. These data underwent an analyse of variance.

The evolution of the wetting front was followed during the cultivation using a 2cm-diameter drill. The drill penetrates in the wet soil and ridges in the dry soil.

Two large pits were excavated over the abrupt transition zone between the two soil types. 72 soil samples were collected along the first pit before cultivation, and 50 samples along the second one after one year of crop growing.

Extracts from the saturated pastes were analysed by ion chromatography (DIONEX) to measure the concentrations of the following elements: Ca⁺⁺, Mg⁺⁺, Na⁺, K⁺, NH₄⁺, F⁻, Cl⁻, NO₂⁻, NO₃⁻, PO₄³⁻, SO₄²⁻, oxalate, formate and acetate. A satisfactory quantification of fluoride was achieved using sodium tetraborate as eluant. The *pH* was measured first on the paste for comparison with the range of *pH* values measured in the field. It was afterwards measured on the extracts. The carbonate alkalinity (i.e., (HCO₃⁻) + (CO₃²⁻)), which makes up the major anionic compound, was derived from the equation of electro-neutrality of the solution because the sample volumes were too small for titration. However, an acid titration (Gran method, 1952) was carried out on three samples, giving similar results as the estimation by the ion balance. Equilibria computations were performed using the "Aqua" ion pair model (Vallès and De Cockeborne, 1992).

According to Francois *et al.* (1989), the ash content varies little during the season or during the biological cycle of the plant “Burgu”. The ash alkalinity of the plant material, an indirect measure of the net proton excretion by the plant, has been estimated from an average ash analysis of the plant given in Table II.

Residual alkalinity and properties

Some authors have used alkalinity as an algebraic parameter to quantify the alkalinisation of the nutrient solution by plants (Vallès *et al.*, 1993) or to calculate proton budgets or H^+ transfer processes involving vegetation (Van Breemen *et al.*, 1983; Bourrié & Lelong, 1990; Grimaldi & Pedro, 1996). Residual alkalinity (Van Beek & Van Breemen, 1973), which is derived from the residual carbonate concept (Eaton, 1950) and generalised by Droubi *et al.* (1980), has been used successfully for recent quantitative studies, and particularly for hydrograph deconvolutions (Christophersen *et al.*, 1990; Ribolzi *et al.*, 1996). In this study, the residual alkalinity is used as a tracer in the interpretation and the quantification of observed changes in the soil chemistry during the forage production.

The alkalinity equals the algebraic sum of the strong base cation and strong acid anion equivalents (Stumm and Morgan, 1970). In other words, it is the sum of the products of the alkaline compound concentration by the number of protons each compound can neutralise, minus the proton concentration (Bourrié, 1976):

$$\text{Alk.} = (\text{HCO}_3^-) + (\text{CaHCO}_3^+) + (\text{MgHCO}_3^+) + \dots \\ \dots + (\text{CO}_3^{2-}) + (\text{CaCO}_3^0) + \dots + (\text{OH}^-) - (\text{H}^+) \quad (1)$$

or

$$\text{Alk.} = (\text{HCO}_3^-) + (\text{CO}_3^-) + (\text{OH}^-) - (\text{H}^+) \quad (2)$$

where () in equation 2 denote the total concentrations in equivalents. In most soils, the alkalinity equivalent is equal to the carbonate alkalinity because the proton and hydroxide ion concentrations and non-carbonate alkalinity are negligible (Voro'yeva and Zamana, 1984, Keller *et al.*, 1987). Alkalinity is conservative inasmuch as it is affected either by the addition or loss of CO_2 or by the dissolution/precipitation of a salt of strong acid or base (Stumm and Morgan, 1970). However, in arid regions, the concentration of the solutions generally leads to the formation of calcite, usually the first mineral to precipitate. Calcite residual alkalinity (RA_{calcite}), is defined as the alkalinity of the solution after complete precipitation of the calcite

:

$$RA_{\text{calcite}} = \text{Alk.} - (\text{Ca}^{2+}) - (\text{CaHCO}_3^+) - (\text{CaCO}_3^0) - \dots \quad (3)$$

$$\text{Or } RA_{\text{calcite}} = \text{Alk.} - (\text{Ca}^{2+}) \quad (4)$$

Where (Ca^{2+}) in equation 4 denote the total calcium in the solution, i.e. the free calcium and the calcium ions due to mixed salts. This quantity is just as conservative during concentration as during dilution of solution affected by calcite precipitation or dissolution. This conservative aspect of the concept is shown below.

When an initial solution under-saturated with respect to calcite concentrates, as long as the equilibrium with the mineral is not reached, calcium content and alkalinity increase proportionally to the concentration of the solution. When equilibrium is reached, we have:

$$(\text{Alk.})_e = \xi (\text{Alk.})_i \quad (5)$$

and:

$$(\text{Ca}^{++})_e = \xi (\text{Ca}^{++})_i \quad (6)$$

where ξ denotes the concentration ratio of the solution, $()_i$ refers to the initial solution and $()_e$ the solution at equilibrium.

The difference between these two equations gives (6) - (5) :

$$(RA_{\text{calcite}})_e = \xi (RA_{\text{calcite}})_i \quad (7)$$

If the concentration increases (up to ξ'), calcite precipitates and a quantity "q" of equivalents of calcium and alkalinity is removed from the solution:

$$(Alk.)_f = \xi' ((Alk.)_e - q) \quad (8)$$

$$(Ca^{++})_f = \xi' ((Ca^{++})_e - q) \quad (9)$$

Where $()_f$ denotes the final concentration. The difference between these two equations gives (8) - (9) :

$$(RA_{calcite})_f = \xi' (RA_{calcite})_e \quad (10)$$

Therefore, using (7) and (10) we can calculate:

$$(RA_{calcite})_f = \xi \cdot \xi' (RA_{calcite})_i \quad (11)$$

The $RA_{calcite}$ increases proportionally to the concentration ratio and therefore demonstrates the "conservative" property, even if it is obtained by the difference of two non-conservative parameters (Ribolzi *et al.*, 1993).

This concept was extended to the successive formation of various minerals (Droubi *et al.*, 1980) and is known as Generalised Residual Alkalinity. For example, as we will see on our site, calcite + fluorite Residual Alkalinity ($RA_{calcite+fluorite}$) is the residual alkalinity after complete precipitation of calcite and fluorite:

$$RA_{calcite+fluorite} = Alk. - (Ca^{++}) + (F^-) \quad (12)$$

This quantity exhibits the same conservative properties in solution affected by calcite and fluorite precipitation or dissolution. After the fluorite reaches saturation (equilibrium e'), precipitation of calcite and fluorite occur together. The formation of fluorite will remove calcium and fluoride from the solution with no consumption of alkalinity. If "t" moles of fluorite are formed:

$$(RA_{calcite})_{f'} = \xi'' ((RA_{calcite})_{e'} + t) \quad (13)$$

$$(F^-)_{f'} = \xi'' ((F^-)_{e'} - t) \quad (14)$$

with f' refers to the final solution after fluorite precipitation (up to ξ'').

(13) and (14) can be rewritten as

$$(RA_{calcite+fluorite})_{f'} = \xi'' (RA_{calcite+fluorite})_{e'} \quad (15)$$

which can be combined with (11) to give:

$$(RA_{calcite+fluorite})_{f'} = \xi \cdot \xi' \cdot \xi'' (RA_{calcite+fluorite})_i \quad (16)$$

The conservative property of $RA_{calcite}$ disappears but the $RA_{calcite+fluorite}$ remains conservative. This demonstration can also be applied for dilution processes.

Moreover, the residual alkalinity is expressed in total concentration but the soil complex is sensitive to the ratio of free cations in the soil solution. However, this formulation takes into account the ion pairs due to mixed salts, which are eliminated by difference in the expression of the residual alkalinity.

The increase in CO_2 due to the roots respiration can locally induce a decrease in the pH value, but the alkalinity is not changed (Bourrié, 1976). If this temporary decrease in pH is accompanied with calcite solubilisation, the calcium and alkalinity increase in the same proportion, but the difference $RA = Alk. - (Ca^{2+})$ is constant.

The residual alkalinity is here used to describe and quantify the geochemical changes during cultivation for the two soil types.

Results

The pH values measured on saturated pastes before and after the cultivation are presented on Figure 1. A decrease in the pH of the field is locally observed indicating that the cultivation induced an acidification of the soil in the plot. The analysis of variance indicates that the decrease in soil pH value is not significant when the two soil types are analysed on the same sampling. It is however highly significant when the sodic soils are studied on a separated sampling. The decrease in pH value seems to affect the soil which was the most alkaline before the "Burgu" cultivation. Anyway, this result shows that the acidification

induced by the forage cultivation may be questioned, and set the necessity of a better assessment of this evolution, hence to resort to conservative parameters as the Residual Alkalinity.

The wetting front quickly reaches the horizon of bedrock weathering in the brown steppe soils. 140 days are necessary for the same result in the sodic soils (*Fig. 2*). The soil leaching is then possible in the two types of soil.

The range of pH of the samplings in the pit (7.4 – 9.5) is similar to the range of pH of the whole field before and after cultivation. The chemistry of the sampling appears therefore representative of the chemistry of the field. Moreover, these data are also very similar to the values presented by several authors (unpublished) on this site on the surrounding fields, for several years.

The main geochemical processes identified at the transition from brown steppe soil to sodic soil, and responsible for the changes in the soil chemistry, are calcite and fluorite precipitations (Barbiéro & Van Vliet Lanöë, 1998). In this case, the calcite + fluorite Residual Alkalinity ($RA_{calcite+fluorite}$) shows theoretically a conservative behaviour. All the soil solutions are widely under-saturated with respect to the Na-salts. Therefore, the sodium content, too, evolves conservatively, because the sodium ions are not involved in any precipitation. The effect of sodium adsorption on the exchange complex can disturb this conservative evolution and will be discussed below. The quantity of sodium and $RA_{calcite+fluorite}$ have been used to quantify the chemical evolution of the soil during cultivation.

Before cultivation, a linear relationship is observed between sodium and $RA_{calcite+fluorite}$ (*Fig. 3*). After cultivation, this relationship has changed (*Fig. 4*). The concentrations are lower and the relationship is no longer linear. Some points slightly depart from the straight line.

Discussion

Cultivation modified the sodic soil chemistry in different ways. The sodium and $RA_{calcite+fluorite}$ concentrations are significantly lower after cultivation. This suggests a dilution process. If this dilution is only due to leaching, a constant ratio between sodium and $RA_{calcite+fluorite}$ is expected and a linear relationship between the two (*Fig. 4*). Parts of the measurement depart from the straight line, suggesting that the conservative behaviour of one or both of the indicators be affected. Two others processes can affect the conservative property of the indicators.

- 1 Drastic changes of the chemical facies of a soil solution can modify the proportions of exchangeable cations. However, these exchanges concern essentially Ca and Na because the proportion of exchangeable Mg does not significantly change in this environment (Barbiéro, 1995). An increase/decrease in exchangeable sodium produces an equivalent decrease/increase in exchangeable calcium, i.e., an equivalent decrease/increase in the $RA_{calcite+fluorite}$ of the soil solution. So, this process can not disturb the relationship that links sodium content and $RA_{calcite+fluorite}$.
- 2 The ionic root uptake induces an exchange between cations and protons, which also disturbs the conservative property of $RA_{calcite+fluorite}$. The change of the pH in the rhizosphere, as well as in the nutrient solution, during plant growth, is well known (Smiley, 1974; Marshner and Romheld, 1983; Bernardo *et al.*, 1984). This change depends on the nutrient source and on the plant species (Van Breemen *et al.*, 1983) and is due in part to uptake of ammonium and potassium, and transfer of protons to the soil solution. Changes in pH due to CO₂ consumption by the root respiration do not influence alkalinity (Bourrié, 1976) and cannot be responsible for the relation observed.

The samples that depart from the initial linear relationship were taken from a horizon, between 50 and 100 cm depth, which was intensely occupied by the roots and easy to delineate on the profiles. In compensation, in the superficial horizons, the root density was

low or moderate and the points remain on the former relationship between the two indicators. Consequently, the non-linearity of the ratio between sodium and $RA_{\text{calcite+fluorite}}$ after cultivation seems to be related to the plant contribution in the de-alkalinisation process. The plant more easily affects the geochemical facies of the soil solution, as the concentration of the soil solution is low in this non-saline sodic soil. In detail, this change expresses a decrease of alkalinity and fluoride amount without a noticeable increase of calcium amount.

Chemical balance estimate on a 20 m²-plot:

An estimate of the alkalinity uptake by the plant is:

$$\text{Alk.}_{\text{Uptake}} = \text{K} + \text{Na} + \text{Ca} + \text{Mg} - \text{H}_2\text{PO}_4 + 0.3 \text{ N} \quad (15)$$

Where the ion concentrations are expressed in equivalent and if the nitrogen source is ammonium (NH_4^+) (Vallès *et al.*, 1993). Therefore an underestimate is:

$$\text{Alk.}_{\text{Uptake}} > \text{K} + \text{Na} + \text{Ca} + \text{Mg} - \text{H}_2\text{PO}_4 \quad (16)$$

30 kg of dry matter of forage were produced on the 20 m²-plot during the cultivation. According to the ash analysis of the plant (Table II), the alkalinity up-taken by the plant is > 25 eq. This value must be increased with the possible acid generation through mineralisation of urea.

In the roots zone, the average decrease in the $RA_{\text{calcite+fluorite}}$ from the initial relationship between $RA_{\text{calcite+fluorite}}$ and Na is 1.53 meq l⁻¹. This correspond to 25.3 eq alkalinity for a 20 m²-plot, a 0.5 m thick root-prospect horizon, a soil density of 1.65, and a soil/water ratio of 1/1 (the average soil/water ration of the saturated pastes).

These values (25 eq and 25.3 eq) are very close. It is probably a coincidence, because of the uncertainty generated by this fast calculation, but we can take off that they have the same rough estimate. The non-linearity in the relation between Na and $RA_{\text{calcite+fluorite}}$ can therefore be attributed to the net acid contribution of the cultivation in the de-alkalinisation process.

On the other hand, an estimate of the part of leaching in the de-alkalinisation process during cultivation is given by the evolution of the upper limit of the $RA_{\text{calcite+fluorite}}$ value, which decreases from 17.1 before to 8.2 meq l⁻¹ after cultivation, i.e. 8.9 meq l⁻¹. This correspond to 147 eq leached on a 20 m²-plot. This emphasises that leaching is the main phenomenon responsible for the chemical changes measured before and after cultivation (85%)

Conclusion:

The alkalinisation process is often difficult to reverse, as an impermeable soil makes it difficult to leach sodium and alkalinity. In the "terraces" of the Niger Valley, where a natural de-alkalinisation is observed, there was an opportunity to accelerate this natural process. The non-saline sodic soils result from the precipitation of calcite and fluorite in the soil solution. The cultivation of a local semi-aquatic fodder induces chemical changes, which have been attributed to two phenomena:

1. the large amount of water supplied during cultivation produces salt leaching and it is the main phenomena, responsible for 85% of the de-alkalinisation.
2. the root activity modifies the acid-base equilibrium and consumes alkalinity. This study reveals that root activity can affect significantly such diluted soil solutions in a very short time. It is responsible for 15% of the de-alkalinisation measured in the studied plot using $RA_{\text{calcite+fluorite}}$.

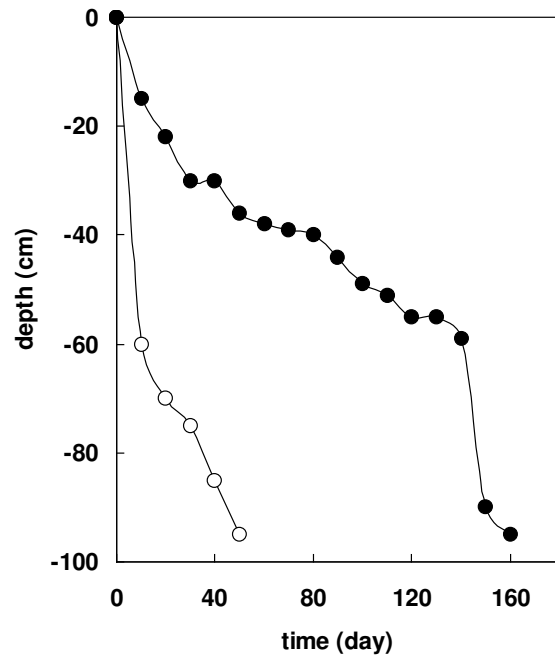
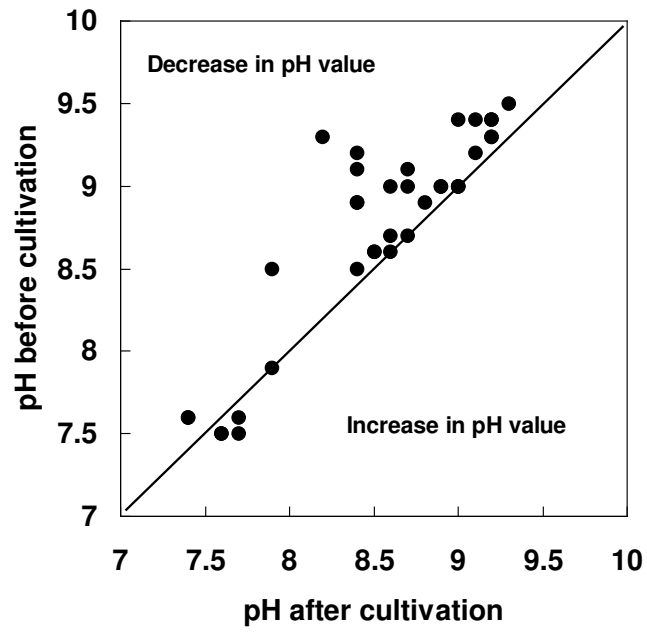
When the minerals precipitating during evaporation of the soil solution are identified, it is possible to select chemical tracers using the residual alkalinity concept. In this case, the quantity of sodium and calcite + fluorite residual alkalinity ($RA_{\text{calcite + fluorite}}$) were found to be effective tracers and decreased proportionally under the influence of salt leaching. However, the exchanges between cations and protons change the $RA_{\text{calcite + fluorite}}$, without modifying the

sodium amount. Their combined use allows separation and quantification of the action that was attributed to the plant from the leaching in the de-alkalinisation process. The use of the Residual alkalinity is advisable to design a sustainable management of irrigated sodic soils or saline soils.

References

- Abrol, I.P., Yadav, J.S.P., Massoud, F.I., 1988. Salt-affected soils and their management. *FAO Soils Bulletin* **39**, FAO, Rome.
- Barbiéro, L., 1995. Les sols alcalinisés sur socle dans la vallée du fleuve Niger. Origine de l'alcalinisation et évolution des sols sous irrigation. *Travaux et Documents Microfichés Orstom* **138**, 209 p.
- Barbiéro, L., Berrier, J., 1994. Mise en évidence d'une désalcalinisation naturelle des sols en région tropicale. Transformation de sols alcalins en sols bruns subarides sur un bas fond sahélien du Niger. *Comptes Rendus de l'Académie des Sciences, Paris* **319**, série II, 659-665.
- Barbiéro, L., Valles, V., Régeard, A. 1995. Contribution de la fluorine au contrôle géochimique du calcium sur un bas fond sahélien du Niger. Conséquences pour une estimation quantitative de l'évolution des sols. *Comptes Rendus de l'Académie des Sciences, Paris* **321**, série II: 1147-1154.
- Barbiéro, L., Van Vliet Lanoë, B., 1998. The alkaline soils of the Niger valley. Origins, formation and present evolution. *Geoderma* **84** (4), 323-343.
- Beek, C.G.E. Van, Breemen, N. Van, 1973. The alkalinity of alkali soils. *Journal of Soil Science* **24**, 129-136.
- Bernardo, L.M., Clark, R.B., Maranville, J.M., 1984. Nitrate/ammonium ratio effects on mineral element uptake by sorghum. *Journal of Plant Nutrition* **7**, 1401-1414
- Bourrié, G., 1976. Relations entre le pH, l'alcalinité, le pouvoir tampon et les équilibres de CO₂ dans les eaux naturelles. *Science du Sol* **3**, 141-159.
- Bourrié, G., Lelong, F., 1990. Formalization of proton balances in elementary basins based upon the alkalinity concept and graph properties. Hydrology in mountainous regions I hydrological measurement : the water cycle. Proceeding of two lausanne symposia, august 1990, *IAHS publication* **193**, 703-712.
- Bozza, J., 1989. Mise en valeur et exploitation des terrasses du Niger. Rapport final, volet recherche O.N.A.H.A./F.A.C., IRAT, Montpellier.
- Breemen, N. Van, Mulder, J., Driscoll, C.T., 1983. Acidification and alkalization of soils. *Plant and Soil* **75**, 283-308.
- Christophersen, N., Neal, C., Hooper, R.P., Vogt, R.D., Andersen, S., 1990. Modelling streamwater chemistry as a mixture of soil-water end-member. A step towards second generation acidification models. *Journal of Hydrology* **116**, 307-320.
- Daoud, Y., Robert, M., 1992. Influence of particle size and clay organization on hydraulic conductivity and moisture retention of clays from saline soils. *Applied Soil Science* **6**, 293-299.
- Droubi, A.Al, Fritz, B., Gac, J.Y., Tardy, Y., 1980. Generalized residual alkalinity concept; Application to prediction of the chemical evolution of natural waters by evaporation. *American Journal of Science* **280**, 560-572.
- Eaton, F.M., 1950. Significance of carbonates in irrigation waters. *Soil Science* **69**, 123-133
- FAO, ISRIC, ISSS, 1994. Draft World Reference Base for Soil Resources, Wageningen/Rome.
- François, J., Rivas, A., Compere, R., 1989. Le pâturage semi-aquatique à *Echinocloa stagnina* (Retz.) Beauv. Etude approfondie de la plante "Bourgou" et des bourgoutières situées en

- zone lacustre du Mali. *Bulletin des Recherches Agronomiques de Gembloux* **24** (2), 145-189.
- Gran, G., 1952. Determination of the equivalence point in potentiometric titrations. Part II. *Analyst* **77**, 661-671.
- Griffiths, J.F., 1972. Climates of Africa. World survey of climatology **10**, Elsevier publish. Comp., Amsterdam.
- Grimaldi, C., Pedro, G., 1996. Importance de l'hydrolyse acide dans les systèmes pédologiques des régions tropicales humides. *Comptes Rendus de l'Académie des Sciences*, Paris **323**, série IIa.: 483-492.
- Keller, C., Bourrié, G., Vedy, J.C., 1987. Formes de l'alcalinité dans les eaux gravitaires. Influence des métaux lourds contenus dans les composts, *Science du Sol* **25**, 17-29.
- Marlet, S., Barbiéro, L., Valles, V., 1998. Soil alkalization and irrigation in the Sahelian zone of Niger II. Agronomic consequences of alkalinity and sodicity. *Arid Soil Research and Rehabilitation* **12**, 139-158.
- Marshner, H., Romheld, U., 1983. In vivo measurement of root-induced pH changes at the soil root interface. Effect of plant species and nitrogen source. *Zeitschrift für Pflanzenphysiol.* **111**, 241-251
- Qadir, M., Qureschi, R.H., Ahmad, N., Ilyas, M., 1996a. Salt-tolerant forage cultivation on saline sodic field for biomass production and soil reclamation. *Land Degradation Development* **7**, 11-18.
- Qadir, M., Qureschi, R.H., Ahmad, N., 1996b. Reclamation of a saline-sodic soil by gypsum and *Leptochloa fusca*. *Geoderma* **74**, 207-217.
- Ribolzi, O., Vallès, V., Barbiéro, L., 1993. Contrôle géochimique des eaux par la formation de calcite en milieu méditerranéen et en milieu tropical. Arguments d'équilibre et argument de bilan. *Science du Sol* **31** (1/2), 77-95.
- Ribolzi, O., Valles, V., Bariac, T., 1996. Comparison of hydrograph deconvolutions using residual alkalinity, chloride and oxygen 18 as hydrochemical tracers. *Water Research Ressource* **32** (4), 1051-1059
- Shainberg, I., Letey, J., 1984. Response of soils to sodic and saline conditions. *Higardia* **52** (2), 1-53.
- Smiley, R.W., 1974. Rhizosphere pH as influenced by plants, soils and nitrogen fertilizers. *Soil Science Society of America Proceedings* **30**, 795-799.
- Stumm, W., Morgan, J.J., 1970. Aquatic chemistry - An introduction emphasizing chemical equilibria in natural waters. Wiley Interscience, New York.
- Sumner, M.E., 1993. "Sodic soils", new perspectives. *Australian Journal of Soil Research* **31**, 683-750
- Vallès, V., Pachepsky, I., Ponizovsky, A.A., 1991. Invariant criteria for irrigation water quality assessment in arid and semi-arid regions. In : *Genesis and Control of Fertility of Salt Affected Soils : ISSS Subcommittee on Salt Affected Soils Science*, pp. 330-333 USSR, V.V. Dokuchaev Soil Institute, Moscow.
- Vallès, V., De Cockeborne, A.M., 1992. Elaboration d'un logiciel de géochimie appliqué à l'étude de la qualité des eaux. Colloque "altération et restauration de la qualité des eaux continentales", Port Leucate, 1 et 2 Oct. 1992, 27-30.
- Vallès, V., Lefevre, M., Ponizovsky, A.A., 1993. Alkalization of nutrient solutions by sorghum. *Communication in Soil Science and Plant Analysis* **24** (5/6), 379-388.
- Vorob'yeva, A., Zamana, S.P. 1973. The nature of soil alkalinity and methods of determining it. *Pochvovedeniye* **3**, 134-139.



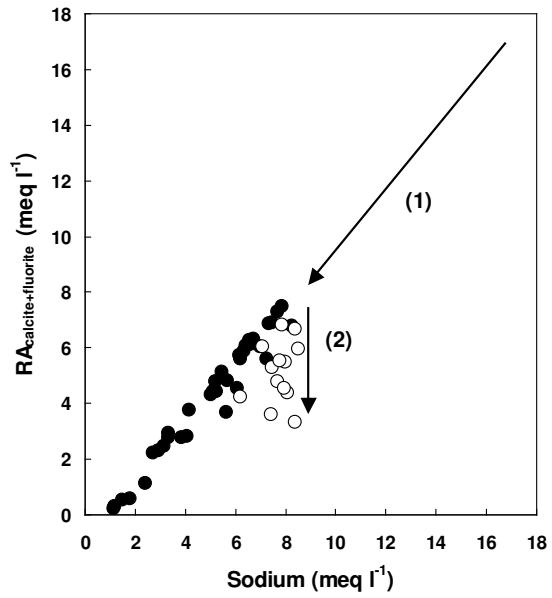
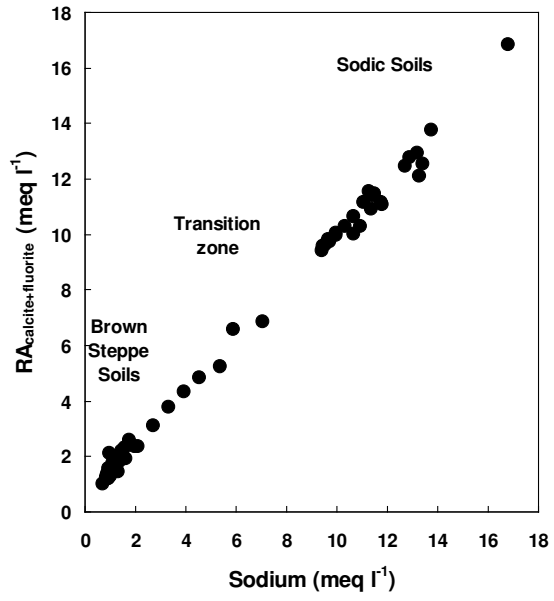


Table I: Seasonal changes in the chemistry of irrigation water.

meq l⁻¹ -- date	(K⁺)	(Na⁺)	(Ca²⁺)	(Mg²⁺)	(Cl⁻)	(SO₄²⁻)	(F⁻)	Alk.
15-12-91	0.082	0.287	0.172	0.090	0.064	0.008	0.001	0.559
11-05-92	0.940	4.620	0.368	0.132	1.240	0.013	0.019	5.878

Table II : Average ash analysis of the plant *Echinochloa stagnina* (modified from François *et al.*, 1989).

g/Kg of dry matter	
Ca	3
P	1.7
Mg	2.5
K	20
Na	0.5