



# Psychophysical study of LCD motion-blur

Sylvain Tourancheau  
Patrick Le Callet

*University of Nantes  
IRCCyN-IVC Lab  
(France)*

Kjell Brunnström  
Börje Andrén

*Acreo AB  
Video and Display Quality Lab  
(Sweden)*

# LCD motion-blur

---

- LCD motion-blur occurs on the edges of moving objects
- Combination of two factors:
  - LCDs are hold-type displays: light is maintained on the screen during the frame period
  - Eye-tracking / Smooth pursuit

LCD motion-blur is not only a technical issue  
but also a perceptual matter

# Problematic

- Motion-blur measurements are now well-established

Is perception correlated with measurements ?

- In current recommendations (VESA), motion-blur value is taken as the average of motion-blur measurements over transitions

Is this relevant regarding perception ?

# Objective

---

- Perception of LCD motion-blur is explored through a blur-matching experiment
- 3 different displays, 20 transitions, and up to 9 speeds
- Goal is to compare perceived motion-blur with measured motion-blur



## Psychophysical study of LCD motion-blur

- Objective measurements of motion-blur
- Psychophysical experiments
- Results
- Conclusion



## Psychophysical study of LCD motion-blur

- Objective measurements of motion-blur
- Psychophysical experiments
- Results
- Conclusion

# Methods of measurements

- Spatio-temporal measurements:  
high-speed camera picturing a moving edge
  - tracking camera
  - rotating mirror
  - stationary camera + motion compensation
  - etc.
- Temporal measurements: edge profile is obtained from the temporal step-response

H. Pan, X.-F. Feng, and S. Daly, "LCD motion blur modeling and analysis," ICIP 2005  
A. B. Watson, "The SSO: A human vision model for display inspection," SID 2006

# Choice of the method

- Both methods have been compared and have shown very similar results


Tourancheau *et al.*, "LCD motion-blur estimation using different measurement methods," Journal of the SID, Vol.17, 2009

- Temporal method have been chosen:
  - high sample-rate => high resolution edge profile
  - easy to carry out and less time-consuming
  - reproducible from one lab to another



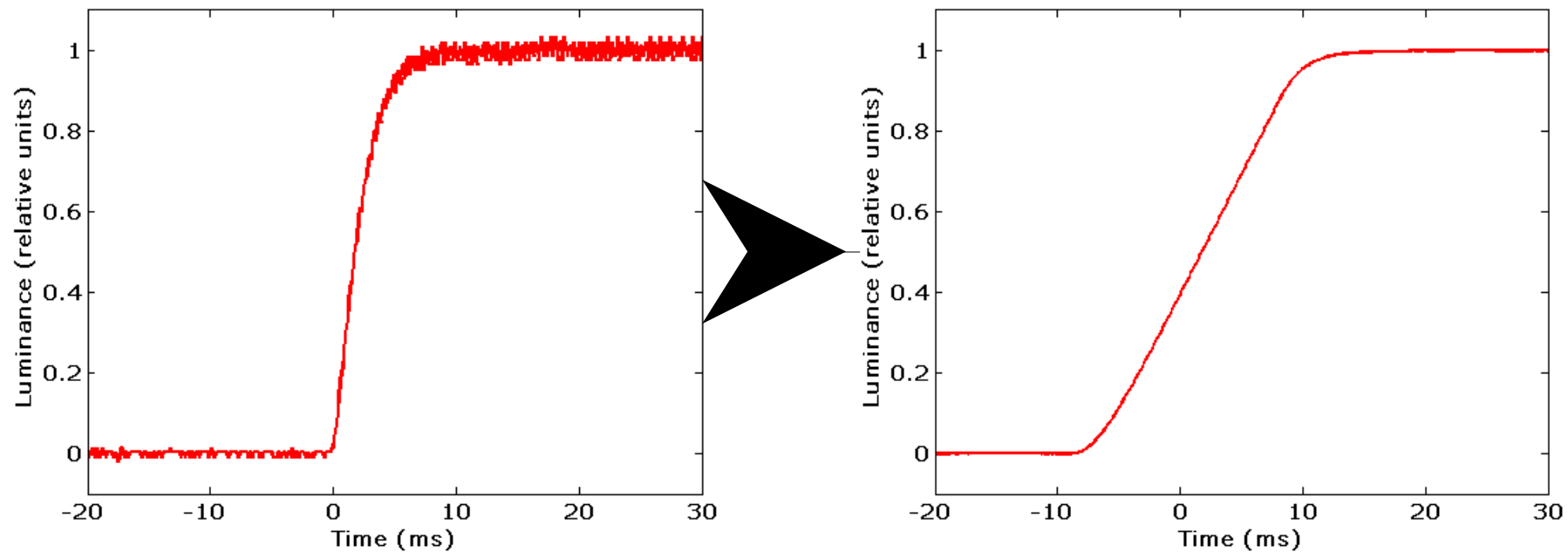
# Apparatus

- Fast photo-diode
- Sample-rate: 10 kHz ( $T_s = 0.1$  ms)
- Data acquired on oscilloscope



# Blurred edge profile

- Obtained by a convolution of the temporal step-reponse with a unit-window with a width of one frame period

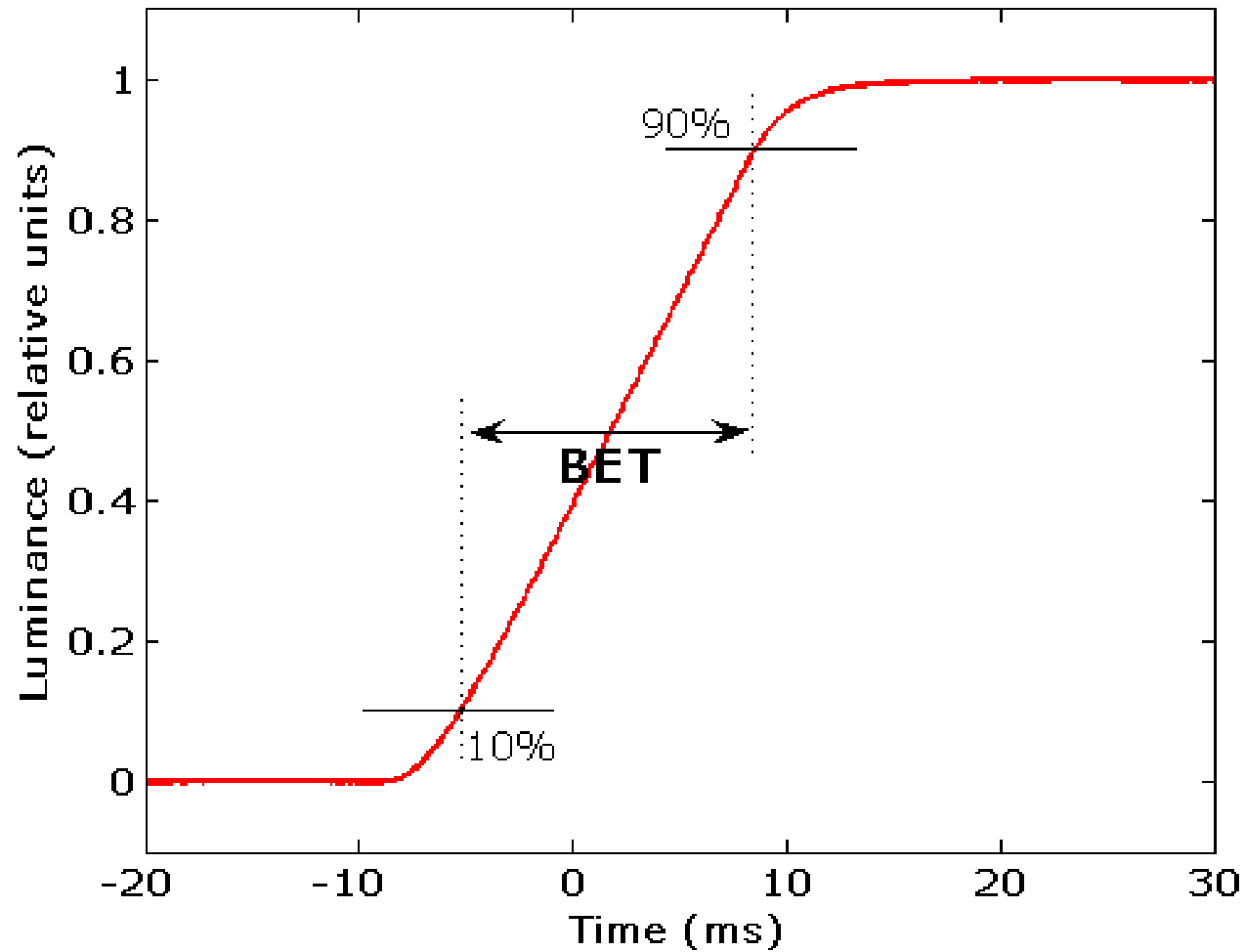


# Blurred edge time

---

- Blurred edge profile in the temporal domain
- Blurred edge time (*BET*) is computed from 10% to 90% of the edge dynamic

# Blurred edge time



# Measured blur vs speed

- Time domain  $\rightarrow$  Space domain  
by scaling time axis with speed  $V$
- Blurred edge width ( $BEW$ ):

$$BEW_m = BET \cdot V$$

Measured  $BEW$  is proportional  
to speed  $V$  with a factor equal to  $BET$



## Psychophysical study of LCD motion-blur

- Objective measurements of motion-blur
- Psychophysical experiments
- Results
- Conclusion

# Description

---


- Blur matching experiment
- Task: Observers have to adjust the blur of a stationary edge until it matches their perception of the motion-blur occurring on a moving edge

# Viewing conditions

- Psychophysics test room:
  - surrounding luminance set to 10 lux
  - D65 chromaticity
- Viewing distance such as:  
1 pixel  $\longleftrightarrow$  1.5' visual angle
- Background luminance on the screen:  
$$L_{\text{mean}} = \text{sqrt}(L_{\text{min}} \cdot L_{\text{max}})$$



# Test field



# Stimuli

---

- Moving edge:
  - from left to right
  - 20 grey-to-grey transitions tested  
(grey levels: 0, 63, 127, 191, 255)
- Stationary edge:
  - from the measured blurred edge profile for the same transition
  - adjustment of blur quantity by up- or down-scaling this measured edge profile

# Displays under test

- Three displays have been tested

Apple cinema display	26"	1920x1200@60Hz	300 cd/m <sup>2</sup>
Philips LCDTV	37"	1920x1080@60Hz	440 cd/m <sup>2</sup>
LG monitor	30"	2560x1600@60Hz	160 cd/m <sup>2</sup>

- Experiments have been conducted:
  - in IRCCyN (France) with Apple and Philips displays
  - in Acreo (Sweden) with LG display

# Observers

---

- Three subjects have participated to the experiments for each display
- All possessed normal or corrected-to-normal vision (visual acuity of 0.9 or better on both eyes)
- Subjects were familiar with the procedure after several training sessions

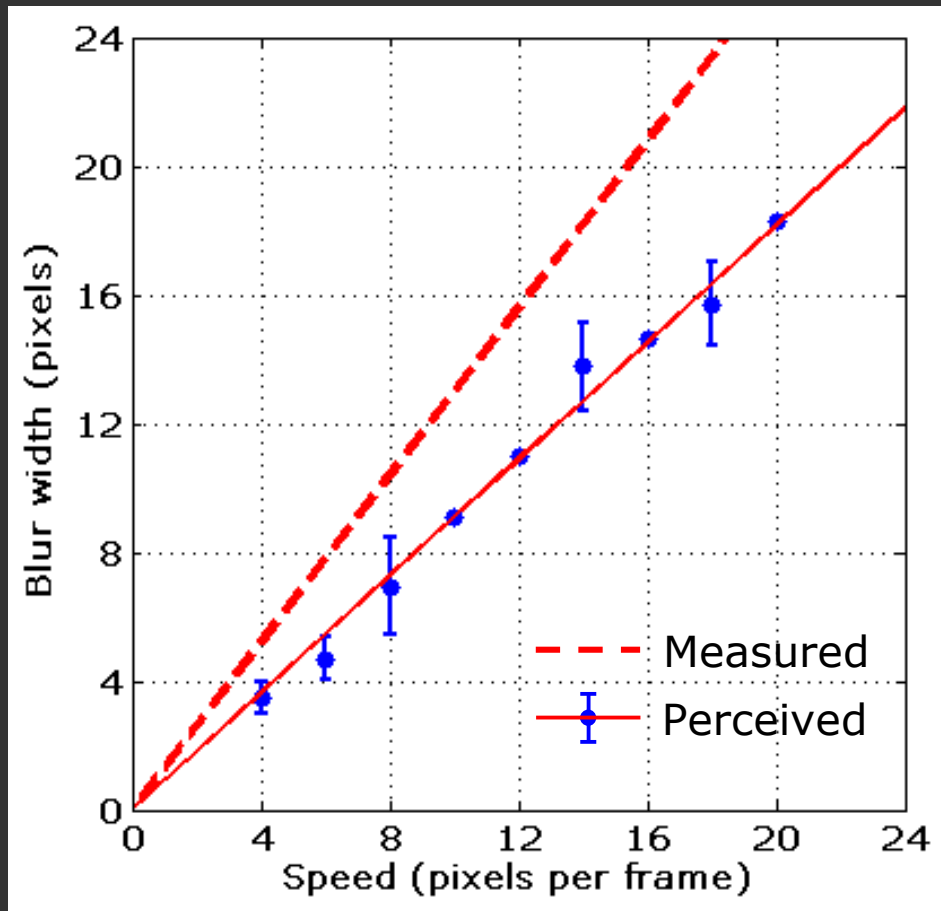


## Psychophysical study of LCD motion-blur

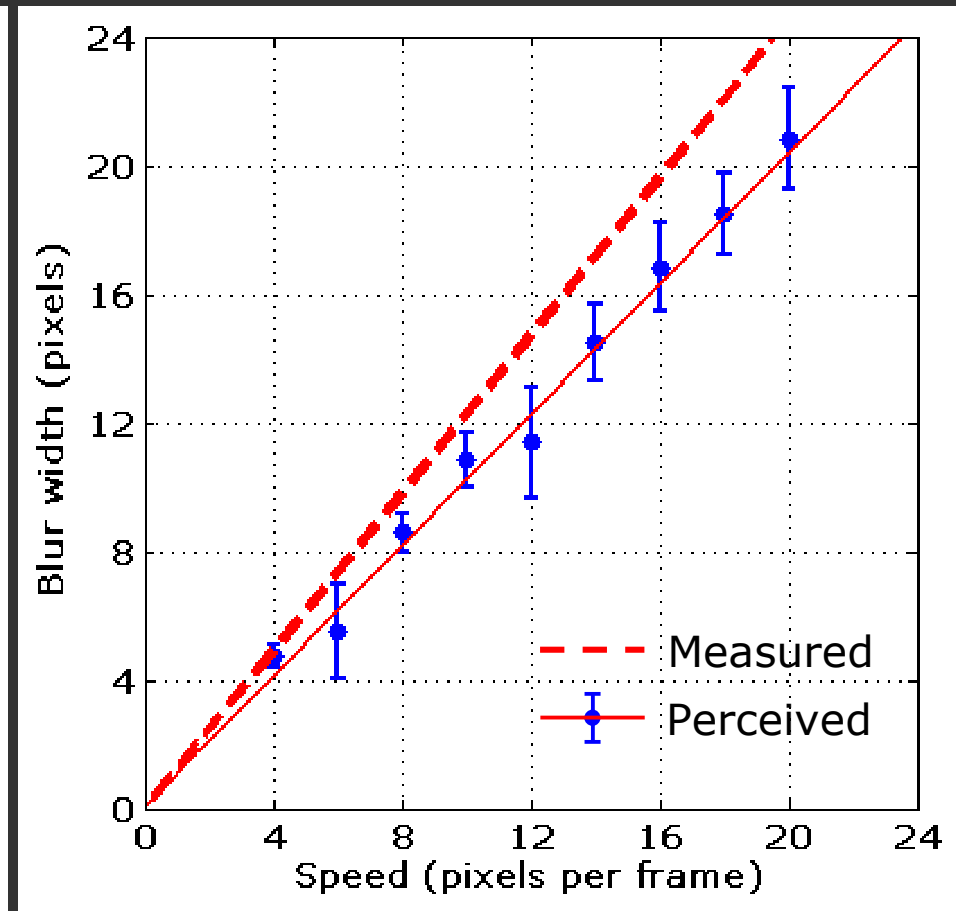
- Objective measurements of motion-blur
- Psychophysical experiments
- Results
- Conclusion

# Perceived blur vs Speed

Transition 0->63



Transition 63->191



# Perceived blur vs Speed

- For each transition (and display) the perceived blur  $BEW_p$  is proportional to the speed  $V$

$$BEW_p = k.V$$

- Linear correlation between this model and subjective data is always higher than 0.982

# Perceived vs Measured

- Measured motion-blur:  $BEW_m = BET.V$
- Perceived motion-blur:  $BEW_p = k.V$
  
- As a result, the relationship between perceived blur and measured blur is linear:

$$BEW_p = A.BEW_m$$

$$\text{with } A = k/BET$$



# Perceived vs Measured

- $A$  is the ratio between perceived motion-blur and measured motion-blur
- For almost all transitions and displays:

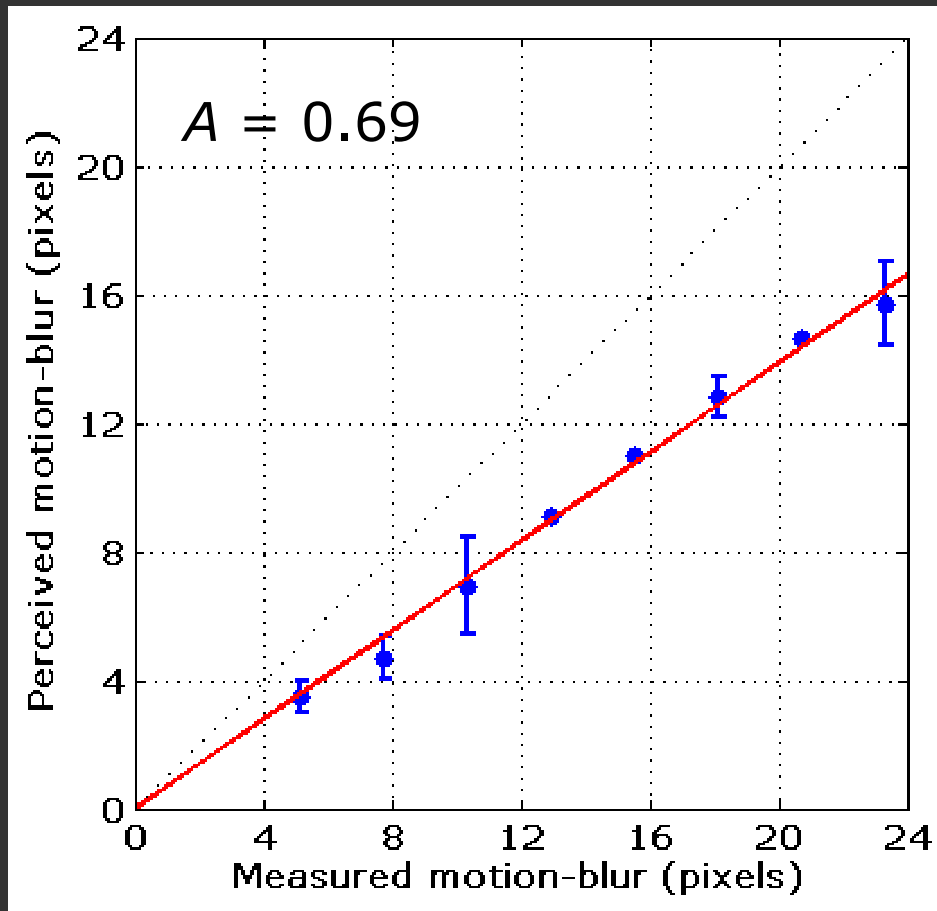
$$A < 1$$

- Perceived edge is actually sharper than the edge obtained from objective measurements

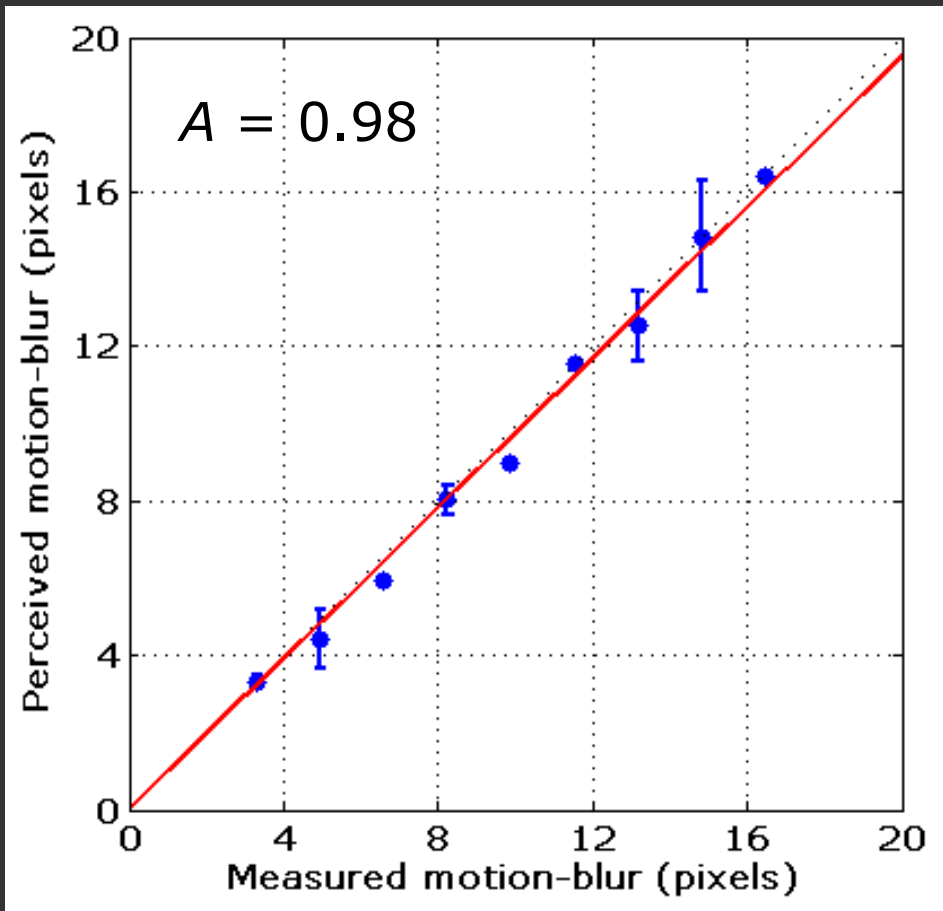
This result may be related to motion-sharpening phenomenon

# Perceived vs Measured

Transition 0->63



Transition 0->255

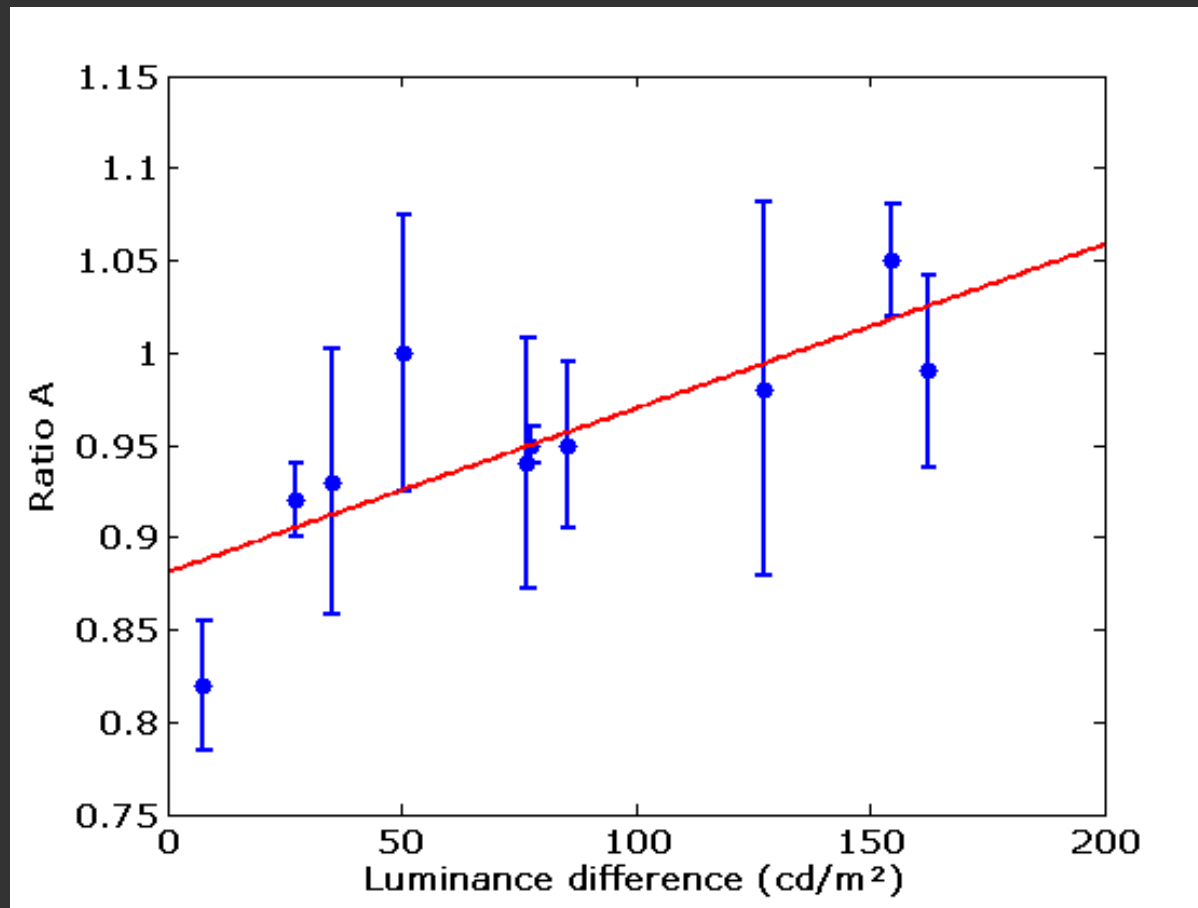


# Ratio vs Contrast

---

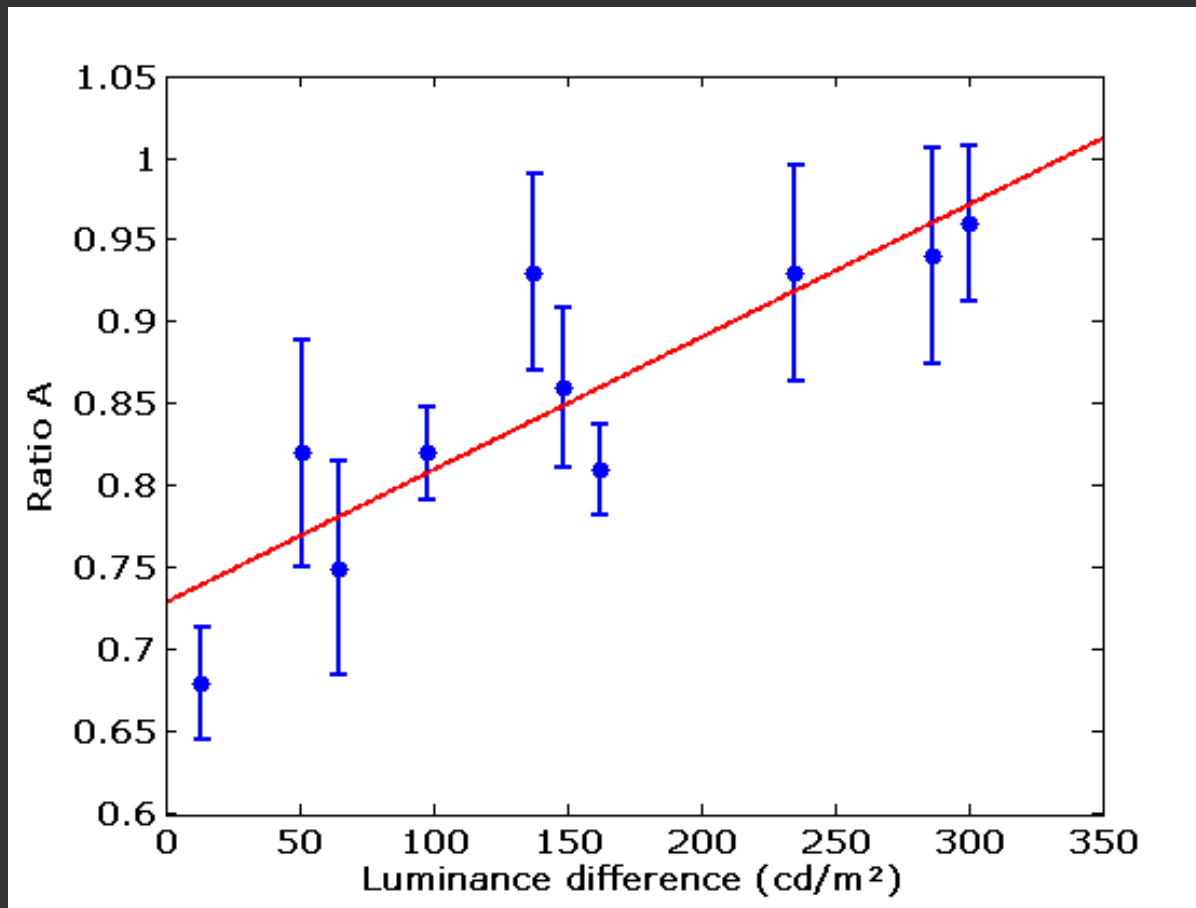
- How does this sharpening effect vary with transitions ?
- Is it affected by contrast or luminance ?

# Ratio vs Contrast



Rising transitions on LG display

# Ratio vs Contrast



Rising transitions on Apple display

# Ratio vs Contrast

- For rising transitions, ratio  $A$  is decreasing as the luminance/contrast decreases.
- Linear correlation coefficient between  $A$  and some luminance/contrast values:

Display	$L_{\max}$	$(L_{\max} + L_{\min})/2$	$L_{\max} - L_{\min}$
Apple	0.9495	0.8823	0.8681
Philips	0.6744	0.6142	0.6648
LG	0.7337	0.6120	0.7794

# Ratio vs Contrast

- For rising transitions, ratio  $A$  (between perceived motion-blur and measured motion-blur) is lower as the contrast of the edge is decreasing
- Sharpening effect is stronger for low contrast conditions
- However, no particular relationship has been found for falling transitions



## Psychophysical study of LCD motion-blur

- Objective measurements of motion-blur
- Psychophysical experiments
- Results
- Conclusion



# Summary

---

- Objective measured motion-blur and perceived motion-blur are highly correlated
- BUT perceived blur is lower than measured blur
- This may be related to motion-sharpening phenomenon

# Summary

---

- The ratio between perceived and measured motion-blur is decreasing with contrast for rising transitions
- This indicates that sharpening is stronger for low contrast edges
- Motion-blur measurements should be weighted as a function of transitions: HVS is less sensitive to blur for low contrast transitions

# Future work

---

- Test more transitions to confirm this behaviour and to define weighting function
- Understand what happen with falling transitions (suggestions are welcome!)

---

# Thank you !

---

Questions ?