



HAL
open science

A wave near the edge of a circular disk

Michel Destrade, Yibin Fu

► **To cite this version:**

Michel Destrade, Yibin Fu. A wave near the edge of a circular disk. Open Acoustics Journal, 2008, 1, pp.15-18. 10.2174/1874837600801010015 . hal-00341286

HAL Id: hal-00341286

<https://hal.science/hal-00341286>

Submitted on 24 Nov 2008

HAL is a multi-disciplinary open access archive for the deposit and dissemination of scientific research documents, whether they are published or not. The documents may come from teaching and research institutions in France or abroad, or from public or private research centers.

L'archive ouverte pluridisciplinaire **HAL**, est destinée au dépôt et à la diffusion de documents scientifiques de niveau recherche, publiés ou non, émanant des établissements d'enseignement et de recherche français ou étrangers, des laboratoires publics ou privés.

A wave near the edge of a circular disk

M. Destrade, Y.B. Fu

2008

Abstract

It is shown that in the Love-Kirchhoff plate theory, an edge wave can travel in a circular thin disk made of an isotropic elastic material. This disk edge wave turns out to be faster than the classic flexural acoustic wave in a straight-edged, semi-infinite, thin plate, a wave which it mimics when the curvature radius becomes very large compared to the wavelength.

1 INTRODUCTION

When an elastic half-space is subjected to a point excitation, it responds by generating waves which become surface (Rayleigh) waves in the far-field. When a cymbal is hit on its edge, it produces a long-lasting sound: why not conjecture that this phenomenon is due to the propagation of an acoustic wave localized near the edge of the cymbal?

The study of *vibrations* of thin circular plates with free edges dates back to at least 1910 with a paper by Airey [1], and is still a very active area of research (see for instance Touzé, Thomas, and Chaigne [2]). In contrast there seems to be almost no contribution on the subject of *waves* in these plates, whereas there exist a wealth of papers on waves over the surface of cylinders with infinite extent. That scarcity might be explained as follows. In the latter case (cylinder), the asymptotic behavior of a wave when the radius of the cylinder becomes very large (in comparison to the wavelength) is well-known: it is that of the celebrated Rayleigh wave in a half-space [3]. In the former case (disk), the asymptotic behavior is not as well-known: it is that of a wave propagating along the straight, free edge of a thin Kirchhoff plate [4]. Hence Červ [5] studied waves traveling on the surface of a thin disk, but used plane-stress equations, where the thickness of the plate does not appear: as a result the asymptotic behavior of his waves is that of Rayleigh waves.

This paper shows that the appropriate resolution of the classical small-deflection equations of motion in a circular disk causes no particular problem. It is conducted with a view to interpret some patterns of motion observed near the edge of a stricken cymbal [6] (other experimental results are found in [7]).

Other related problems are left open but should pose no particular difficulty to solve; they include the following. (i) The complimentary problem of acoustic waves propagating along the edge of a circular hole in a thin plate, with obvious possible applications in non-destructive evaluation, see Figure 1. (ii) A circular disk made of one material in rigid or slippery contact with a holed plate made of another material; there the asymptotic behavior is that of contact flexural waves in thin plates [8] and the applications are also in the realm of non-destructive evaluation (of the strength of rivets for example). (iii) Waves traveling in a thin flat annulus; there the asymptotic behavior is that of flexural waves on a narrow plate [9] and an exotic application would be the transportation of planar heavy objects by acoustic levitation [10] on circular transporting systems. (iv) Another possibility resides in linking the present results to the experimental work of Shaw [11] on Barium Titanate disks.

2 BASIC EQUATIONS

The equations of motion for a Love-Kirchhoff plate are [12]

$$(V_s h)^2 \nabla^4 w + 6(1 - \nu) \ddot{w} = 0, \quad (1)$$

where w is the deflection, h is the thickness of the plate, ν its Poisson ratio, and V_s its shear wave speed. Now consider an acoustic flexural wave traveling along the circumference of a circle (axis normal to the plate, radius R) in the form

$$w = W(r) \cos(kR\theta - \omega t), \quad (2)$$

where r, θ are the in-plane cylindrical coordinates, k is the wavenumber, and ω the frequency. Introducing the dimensionless “speed” α , defined by [13]

$$\alpha^2 = 6(1 - \nu) \left(\frac{V}{V_s} \right)^4 \left(\frac{V_s}{\omega h} \right)^2, \quad \text{where } V := \frac{\omega}{k}, \quad (3)$$

the equations of motion can be put in the form

$$D_+ D_- W = D_- D_+ W = 0, \quad (4)$$




Fig. 1: Wave localized near the edge of a disk or a hole.

where D_{\pm} are the following differential operators:

$$D_{\pm} := d^2/dr^2 + (1/r)d/dr - k^2 R^2/r^2 \pm \alpha k^2. \quad (5)$$

Clearly, the general solution to this differential equation is a linear combination of Bessel functions; specifically,

$$W(r) = \gamma_1 J_p(\sqrt{\alpha}kr) + \gamma_2 I_p(\sqrt{\alpha}kr) + \gamma_3 Y_p(\sqrt{\alpha}kr) + \gamma_4 K_p(\sqrt{\alpha}kr), \quad p := kR. \quad (6)$$

Here, the γ_i are constants and the labeling of Bessel functions and modified Bessel functions follows the conventions of Abramowitz and Stegun [14]. In particular,

$$D_+ J_p(\sqrt{\alpha}kr) = D_+ Y_p(\sqrt{\alpha}kr) = D_- I_p(\sqrt{\alpha}kr) = D_- K_p(\sqrt{\alpha}kr) = 0. \quad (7)$$

Then for the edge of the circle to be free, two boundary conditions must be satisfied [12]. First, the edge shear must vanish, so that

$$\frac{\partial^2 w}{\partial r^2} + \nu \left(\frac{1}{r} \frac{\partial w}{\partial r} + \frac{1}{r^2} \frac{\partial^2 w}{\partial \theta^2} \right) = 0 \quad \text{at } r = R. \quad (8)$$

Second, the rate of change of the twisting moment must also vanish, so that

$$\frac{\partial}{\partial r}(\nabla^2 w) + \frac{(1-\nu)}{r} \frac{\partial}{\partial \theta} \left(\frac{1}{r} \frac{\partial^2 w}{\partial r \partial \theta} - \frac{1}{r^2} \frac{\partial w}{\partial \theta} \right) = 0 \quad \text{at } r = R. \quad (9)$$

Finally, the displacement at θ is the displacement at $\theta + 2\pi$, $\theta + 4\pi$, etc., and so by (2), $p = kR$ must be an integer. In other words, the wave can only travel under the condition that *its wavelength is an integer fraction of the circle perimeter $2\pi R$* .

3 CIRCULAR DISK

For a wave on the edge of a circular disk, take $\gamma_3 = \gamma_4 = 0$ in (6) to avoid singularities at the center of the disk. Then the boundary conditions (8) and

(9) reduce, after much manipulation and use of (7), to

$$J_p(\sqrt{\alpha p}) [(1 - \nu)j_p(\alpha)/p - (1 - \nu - \alpha)] \gamma_1 \\ + I_p(\sqrt{\alpha p}) [(1 - \nu)i_p(\alpha)/p + (1 - \nu + \alpha)] \gamma_2 = 0, \quad (10)$$

and

$$J_p(\sqrt{\alpha p}) [(1 - \nu + \alpha)j_p(\alpha) - (1 - \nu)/p] \gamma_1 \\ + I_p(\sqrt{\alpha p}) [(1 - \nu - \alpha)i_p(\alpha) - (1 - \nu)/p] \gamma_2 = 0, \quad (11)$$

respectively. Here the functions $j_p(\alpha)$ and $i_p(\alpha)$ are defined by

$$j_p(\alpha) := \sqrt{\alpha} \frac{J'_p(\sqrt{\alpha p})}{J_p(\sqrt{\alpha p})} \sim \sqrt{1 - \alpha} \quad \text{as } p \rightarrow \infty, \\ i_p(\alpha) := \sqrt{\alpha} \frac{I'_p(\sqrt{\alpha p})}{I_p(\sqrt{\alpha p})} \sim \sqrt{1 + \alpha} \quad \text{as } p \rightarrow \infty, \quad (12)$$

and their asymptotic behavior as p becomes large is found from Debye series expansions [14]. For non-trivial solutions to exist, the following *dispersion equation* must be satisfied:

$$(1 - \nu - \alpha)^2 i_p(\alpha) - (1 - \nu + \alpha)^2 j_p(\alpha) \\ + 2\alpha[1 + i_p(\alpha)j_p(\alpha)](1 - \nu)/p - [i_p(\alpha) - j_p(\alpha)](1 - \nu)^2/p^2 = 0. \quad (13)$$

Not surprisingly, the dispersion equation for disk edge waves is the same as the frequency equation [1, 16] derived for the *vibrations* of a circular disk with free edges, simply because the governing equations and the boundary conditions happen to coincide in the present context for waves such as (2) and for vibrations in the form $w = W(r) \cos(kR\theta) \cos(\omega t)$, say. The interpretation is however different. In particular, when the radius of the disk becomes large with respect to the wavelength, $p \rightarrow \infty$ and this equation becomes that of the edge wave on a semi-infinite plate discovered by Kononkov [4] and hereafter called the “straight-edge wave”,

$$(1 - \nu - \alpha)^2 \sqrt{1 + \alpha} = (1 - \nu + \alpha)^2 \sqrt{1 - \alpha}. \quad (14)$$

Note that in general, the dispersion equation (13) gives several roots, numbered by an integer parameter s , say. The smallest root ($s = 0$) corresponds to a solution which is never zero over the surface of the disk; the next root ($s = 1$) corresponds to a solution which is zero once over the surface of the disk, and so on. Hence s denotes the number of nodal circles [16].

Table 1 displays the values of α for various Poisson ratios and integer values of p at $s = 0$; clearly, α tends to the straight-edge wave speed as $p \rightarrow \infty$ (last column, see also Thurston and McKenna [13]); also, the disk edge wave is always faster than the straight-edge wave (note that similarly, the wave propagating on the free surface of a *cylinder* is faster than the Rayleigh wave propagating over the free surface of an elastic half-space [15].) For the one-mode ($p = 1$) wave, α is nearly twice its value for the straight-edge wave ($p = \infty$) and then it decreases rapidly as p grows. Multiplying the values displayed by p^2 gives the quantity computed and collected by Leissa [16]; the reader is also referred to that book for values when $s \geq 1$.

Table 1. Values of α for various ν and p ($s = 0$)

| $\nu \setminus p$ | 5 | 10 | 20 | 50 | 100 | ∞ |
|-------------------|---------|---------|---------|---------|---------|----------|
| 0.1 | 1.43125 | 1.30545 | 1.20294 | 1.11354 | 1.07218 | 0.999985 |
| 0.17 | 1.40355 | 1.28864 | 1.19284 | 1.10814 | 1.06862 | 0.999852 |
| 0.2 | 1.39035 | 1.28028 | 1.18757 | 1.10510 | 1.06656 | 0.999697 |
| 0.25 | 1.36639 | 1.26460 | 1.17736 | 1.09907 | 1.06227 | 0.999177 |
| 0.3 | 1.33980 | 1.24654 | 1.16513 | 1.09144 | 1.05668 | 0.998102 |
| 1/3 | 1.32048 | 1.23302 | 1.15570 | 1.08533 | 1.05209 | 0.996899 |
| 0.4 | 1.27763 | 1.20198 | 1.13326 | 1.07013 | 1.04031 | 0.992639 |

For the purpose of comparison, recall that Viktorov [15] studied waves over the convex surface of a full cylinder, plotted their variation with depth for a cylinder made of brass, at $p = 5, 41, \infty$, and found that they ‘decay somewhat more rapidly with distance from the surface than for a Rayleigh wave, the rate of decay being faster for smaller $p = kR$ ’. Figure 2 shows that the depth profiles (normalized with respect to the wavelength) at $p = 5, 41, 200, \infty$ and $s = 0$ for a brass disk follow a similar trend. Note however that the edge waves on a disk decay *much more* rapidly than the straight-edge wave, which is known to be *weakly* inhomogeneous [17].

Schedin, Gren, and Rossing [6] used double-pulsed television holography to record the response of a cymbal made of brass ($\nu = 0.34$) when it is struck near its edge. They noted that ‘high-frequency waves are apparent along the edge’ and these can be clearly seen on their pictures. A rough estimate gives a number of about 12 wavelengths in a $\pi R/8$ sector, indicating that p is about 200. Figure 3 displays the dispersion curves for brass for $s = 0, 1, 2, 3$, up to $p = 200$. Here, the discrete nature of the plots has been over-ridden for ease of reading. Finally, the profiles of the disk are shown on Figure 4 at $p = 200$ for $s = 0, 1, 2$; there the distance was normalized with respect to the radius of the disk and the elevation at the edge of the disk was taken as half the

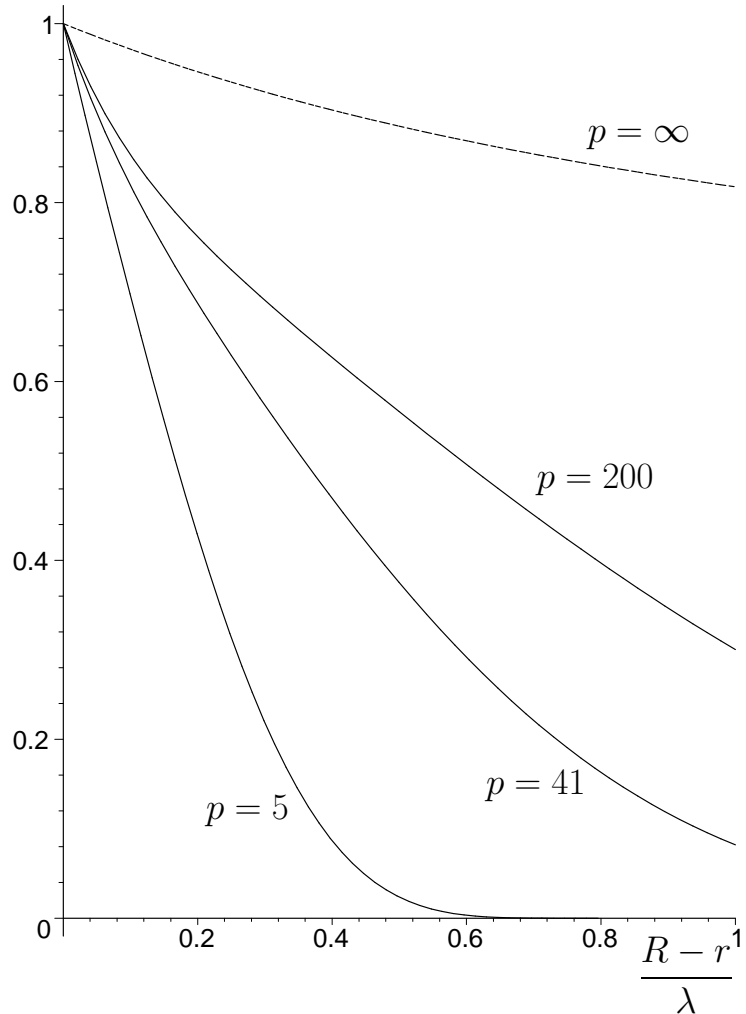


Fig. 2: Depth profiles for a thin disk made of brass ($\nu = 0.34$).

radius (exaggerated scale). For $s = 0$ (no nodal circle), the amplitude decays rapidly away from the edge, and is almost zero at $0.9R$. For $s = 1, 2$, the amplitude of the wave reaches a maximum which is greater than its value at the edge (amplification); it is also less localized than for $s = 0$, being almost zero at about $0.8R$. Seen from above, the case $s = 2$ (two nodal circles) will display one shaded region and one bright region close to the edge, a pattern which is somewhat similar to that recorded by Schedin, Gren, and Rossing [6].

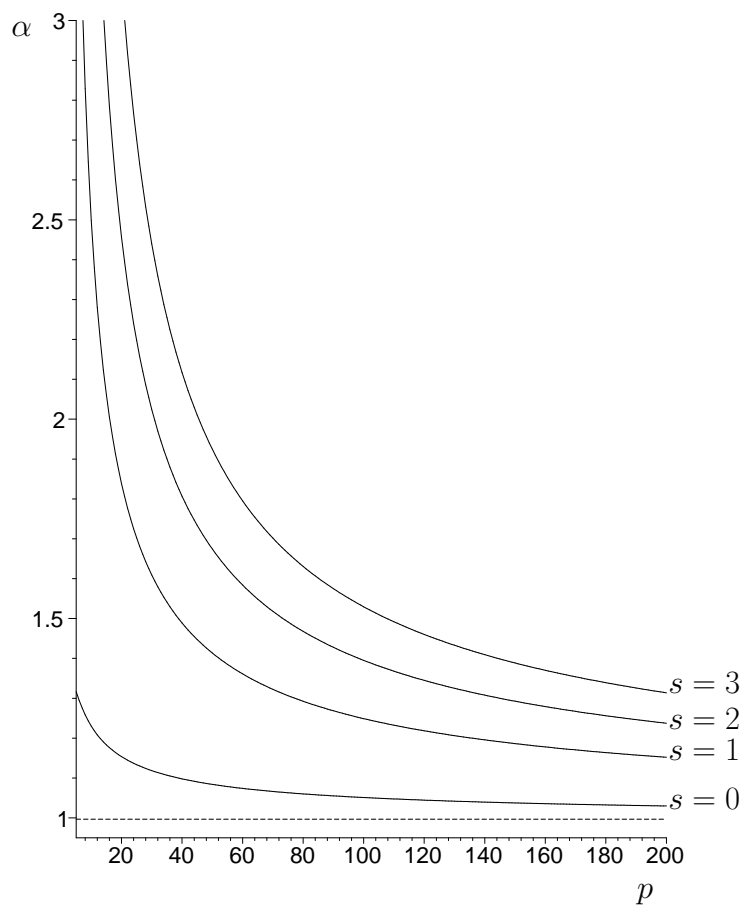


Fig. 3: Dispersion curves for a disk made of brass ($\nu = 0.34$). The dashed line represents the speed of the straight-edge wave.

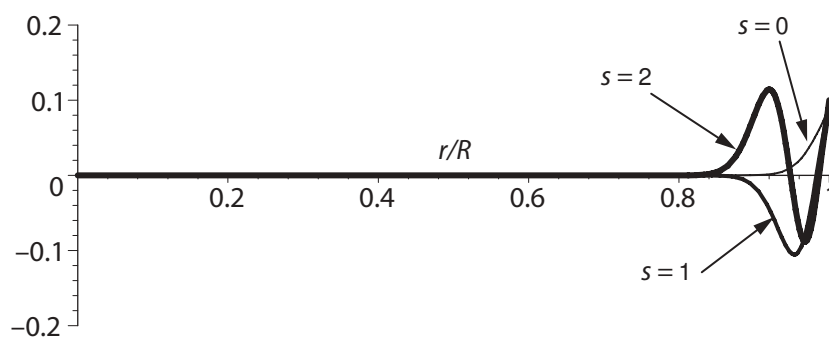


Fig. 4: Profile of a disk made of brass ($\nu = 0.34$) when $p = 200$, $s = 0, 1, 2$.

References

- [1] Airey JR. The vibrations of circular plates and their relation to Bessel functions. Proc Phys Soc Lond 1910; 23: 225-32.

- [2] Touzé C, Thomas O, Chaigne A. Asymmetric non-linear forced vibrations of free-edge circular plates. Part 1: Theory. *J Sound Vib* 2002; 258: 649-76.
- [3] Lord Rayleigh. On waves propagated along the plane surface of an elastic solid. *Proc R Soc Lond* 1885; 17: 4–11.
- [4] Konenkov YK. A Rayleigh-type flexural wave. *Sov Phys Acoust* 1960; 6: 122-3.
- [5] Červ J. Dispersion of elastic waves and Rayleigh-type waves in a thin disc. *Acta Tech Čsav* 1988; 1: 89–99.
- [6] Schedin S, Gren PO, Rossing TD. Transient wave response of a cymbal using double-pulsed TV holography. *J Acoust Soc Am* 1998; 103: 1217-20.
- [7] Bell JFW, Chen JYF. One dimensional Rayleigh waves on straight and curved edges. *Acustica* 1984; 56: 77–90.
- [8] Zil'bergleit AS, Suslova IB. Contact flexural waves in thin plates. *Sov Phys Acoust* 1988; 29: 108-11.
- [9] Norris AN. Flexural waves on narrow plates. *J Acoust Soc Am* 2003; 113: 2647-58.
- [10] Hashimoto Y, Koike Y, Ueha S. Transporting objects without contact using flexural traveling waves. *J Acoust Soc Am* 1998; 103: 3230-3.
- [11] Shaw EAG. On the resonant vibrations of thick Barium Titanate disks *J Acoust Soc Am* 1956; 28: 38–50.
- [12] Mansfield EH. *The bending and stretching of plates*. Pergamon: Oxford 1964.
- [13] Thurston RN, McKenna J. Flexural acoustic waves along the edge of a plate. *IEEE Trans Sonics Ultrasonics* 1974; su-21: 296-7.
- [14] Abramowitz M, Stegun IA. *Handbook of mathematical functions*. Dover: New York 1965.
- [15] Viktorov IA. *Rayleigh and Lamb waves*. Plenum: New York 1967.
- [16] Leissa A. *Vibration of plates*. Acoustical Society of America, New York, 1993.
- [17] Norris AN. Flexural edge waves. *J Sound Vib* 1994; 171: 571-3.