



**HAL**  
open science

## A robust moment method for evaluation of the disappearance rate of evaporating sprays

Marc Massot, Frédérique Laurent, Damien Kah, Stephane de Chaisemartin

► **To cite this version:**

Marc Massot, Frédérique Laurent, Damien Kah, Stephane de Chaisemartin. A robust moment method for evaluation of the disappearance rate of evaporating sprays. 2008. hal-00332423v1

**HAL Id: hal-00332423**

**<https://hal.science/hal-00332423v1>**

Preprint submitted on 20 Oct 2008 (v1), last revised 12 Dec 2009 (v2)

**HAL** is a multi-disciplinary open access archive for the deposit and dissemination of scientific research documents, whether they are published or not. The documents may come from teaching and research institutions in France or abroad, or from public or private research centers.

L'archive ouverte pluridisciplinaire **HAL**, est destinée au dépôt et à la diffusion de documents scientifiques de niveau recherche, publiés ou non, émanant des établissements d'enseignement et de recherche français ou étrangers, des laboratoires publics ou privés.

# A ROBUST MOMENT METHOD FOR EVALUATION OF THE DISAPPEARANCE RATE OF EVAPORATING SPRAYS\*

MARC MASSOT<sup>†‡</sup>, FRÉDÉRIQUE LAURENT<sup>†</sup>, DAMIEN KAH<sup>†</sup>, AND STÉPHANE DE CHAISEMARTIN<sup>†</sup>

**Abstract.** In this paper we tackle a critical issue in the numerical modeling, by Eulerian moment methods, of polydisperse multiphase systems, constituted of dispersed particles or droplets, a general class of systems which include aerosols. Their modeling starts at a mesoscopic scale with an equation on the number density function NDF of particles/droplets which satisfies a population balance equation. (PBE, also called Williams equation in the spray community). In order to limit the computational cost, moment methods provide a system of conservation equation with an eventual closure problem which can be solved using quadrature methods in order to retrieve the unclosed terms from the considered set of moments. However, a drift velocity, that is, the rate of change due to continuous phenomena of the internal coordinate such as the size of the particles, has sometimes to be taken into account; it can be either positive like molecular growth, or negative such as for evaporation of droplets in aerosols or oxidation of soots. When negative, it leads to the disappearance of droplets/particles thus creating a negative flux at zero size. Its closure requires an evaluation of the reconstructed NDF at zero size from the knowledge of some moments. The nature of this information, pointwise in internal coordinate, and its influence on moment dynamics results in a difficulty from both a modeling and a numerical point of view. We obtain in the present contribution a comprehensive solution to this important issue. Since we introduce some new tools in order to resolve the flux evaluation, we also introduce a new Eulerian type of description which will combine both the flexibility of Eulerian models for which the size phase space is discretized into “sections” (i.e. size intervals) and the efficiency of Direct Quadrature Method of Moments (DQMOM). It yields a precise and stable description of moment dynamics with a minimal number of variables which should lead to a low computational cost in multi-dimensional configurations.

**Key words.** Polydisperse sprays, aerosols, evaporation, Quadrature Method of Moments, Eulerian multi-fluid model, moment space, population balance equation, Maximum Entropy reconstruction, kinetic schemes

**AMS subject classifications.** 35Q35, 65M12, 65M99, 76T10

**1. Introduction and mathematical framework.** The modeling and numerical simulation of polydisperse multiphase systems have become a crucial issue in a number of applications such as combustion, chemical engineering science (precipitation and crystallization, particle formation in aerosols, fluidization...) but also in biology and biochemistry (modeling of sprays in the lung...). In many industrial combustion applications such as Diesel engines, fuel is stocked in condensed form and burned as a dispersed liquid phase carried by a gaseous flow. Two phase effects as well as the polydisperse character of the droplet size distribution (since the droplets dynamics depend on their inertia and are conditioned by size) can significantly influence flame structure [31]. The cloud of particles can also be submicronic particles such as soots produced in a flame which require some fine description of size distributions [43, 18]. Size distribution effects are also encountered in a crucial way in solid pro-

---

\*This work was supported by a Young Investigator Award for M. Massot (2006-2009) from ANR in France (National Research Foundation), by the PPF TAMARIS-HP from French Ministry of Research (2006-2010, coordination F. de Vuyst), by a Young Investigator Award (ACI Nouvelles Interfaces des Mathématiques 2003-2006) to M. Massot from the French Ministry of Research and by a CNRS financial support (PEPS “Projet Exploratoire Pluridisciplinaire” 2007-2008, from the ST2I and MPPU Departments of CNRS, coordination: A. Bourdon and F. Laurent) .

<sup>†</sup>Laboratoire EM2C - UPR CNRS 288, Ecole Centrale Paris, Grande Voie des Vignes, 92295 Chatenay-Malabry Cedex, France.

<sup>‡</sup>Corresponding author (marc.massot@em2c.ecp.fr)

pellant rocket boosters, where the cloud of alumina particles experiences coalescence and become polydisperse in size, thus determining the global dynamical behavior [19]. Besides there exists a large literature devoted to aggregation-breakage-growth phenomena in aerosol science and we refer to [38] and [14] for details and references. In all these cases, the fact that the cloud is polydisperse has to be modeled since it strongly influences the physics of the problem. Consequently, it is important to have reliable models and numerical methods in order to be able to describe precisely the physics of such flows.

The context is thus the following : a dispersed phase which can be liquid (cloud of droplets called spray or aerosol depending on their inertia) or solid (cloud of particles such as soots) interacts with a carrier phase. This dispersed phase is polydisperse, i.e. the particle size distribution (PSD) covers a large size spectrum. The modeling of such polydisperse multiphase systems relies most of the time on a mesoscopic description by a population balance equation (PBE) in chemical engineering science [28, 38], also called a Williams equation in the spray modeling community [41, 24], on the number density function (NDF). This approach describes the droplets/particles as a cloud of point particles which experience (1) transport in real space, (2) droplet evaporation/particle sintering or oxidation, molecular growth (3) acceleration of droplets due to drag when they have their own inertia conditioned by size, and (4) coalescence-breakup of droplets or aggregation-breakage of particles influencing polydispersity. The details of the interface behavior, angular momentum of droplets, detailed internal temperature distribution inside the droplet/particles, etc., are not predicted. Instead, a finite set of global properties such as for example size, velocity, temperature are modeled and called internal variables. This level of description is relevant since it is the only one for which numerical simulations at the scale of a combustion chamber or in a free jet can be conducted.

In this mesoscopic framework, there exists considerable interest in the development of numerical methods for simulating multiphase flows. In the literature, the Lagrangian Monte-Carlo approach [12], called Direct Simulation Monte-Carlo method (DSMC) in [1], is generally considered to be the most accurate for solving the PBE. However, its computational cost is high, especially in unsteady, spatially extended configurations coupled to a CFD code for the carrier phase. Besides the method is difficult to couple accurately with a Eulerian description of the carrier phase. There is thus considerable impetus to develop Eulerian methods based upon moment closure.

For the treatment of the polydispersity and the precise description of the PSD, there exists basically two options : 1- to discretize the size phase space into size intervals called “sections” since the work of Tambour and coworkers (see for example [17] and references therein). There exists a large variety of applications and methods such as multi-fluid models for sprays (see [24, 25, 23] extended from sectional models of Tambour, Greenberg et al. and [30] for a review of recent results) or sectional approach for aerosols (see [40, 21] and references therein), also called class methods in [4]. 2- to adopt a moment point of view and to close the set of evolution equations through quadrature methods such as QMOM, quadrature method of moment initiated in [33, 42] or DQMOM, direct quadrature method of moment introduced by Marchisio and Fox (see [28] and the recent review in [14]). In a recent paper, Fox, Laurent and Massot have presented a comprehensive comparison between DQMOM and the Eulerian multi-fluid models for polydisperse evaporating sprays with coalescence [13]. On the one hand, [25] had demonstrated the capability of an Eulerian multi-fluid model to capture the physics of polydisperse dense evaporating sprays. This approach

relies on the derivation of a semi-kinetic model from the Williams equation using a moment method for velocity conditioned by size, but keeping the size as a variable [24]. This function is then discretized using a “finite-volume” approach that yields conservation equations for mass, momentum (and eventually other properties such as temperature) of droplets in fixed size intervals called “sections” extending the original work of Tambour, Greenberg and collaborators [16, 17] for evaporating sprays. Even though this approach has recently been extended to second order by Laurent [23] and Dufour [10, 11] for evaporating, the necessity to discretize the size phase space can be a stumbling block for applications implying a drift velocity in the size phase space such as evaporation since it introduces intrinsic numerical diffusion and then requires fine grids in size phase space. Moment methods such as DQMOM introduced by [28], on the other hand, do not encounter this limitation and have proved in [13] to perform quite well on a number of configurations.

Nevertheless, there exists one configuration for which the moment methods experience a difficulty as pointed out in [13]. In some situations, a drift velocity, that is, the rate of change due to continuous phenomena of the internal coordinate such as the size of the particles, has sometimes to be taken into account; it can be either positive as for molecular growth, or negative such as for evaporation of droplets or oxidation of soots. When negative, it leads to the disappearance of droplets/particles thus creating a negative flux at zero size. Its closure requires an evaluation of the reconstructed NDF at zero size from the knowledge of some moments. The nature of this information, i.e. pointwise in internal coordinate, and its influence on moment dynamics results in a difficulty from both a modeling and a numerical point of view, whereas such a problem is not encountered with multi-fluid modeling [24, 13]. Some preliminary solution was proposed in [13], which offered a stable numerical scheme but not entirely satisfactory since it was based on a number of constraints and did not provide a good enough level of accuracy. In the present contribution we obtain a comprehensive solution to this important issue. We make use of a diversity of ingredients ranging from a resolution along the characteristics (already used in [38]) and kinetic schemes for hyperbolic equations [36], up to ideas from QMOM [33] and DQMOM [29] or Maximum Entropy reconstructions algorithms [34].

Since we introduce some new tools in order to resolve the flux evaluation, we are also able to introduce a new Eulerian type of description which will combine both the flexibility of Eulerian multi-fluid models and the efficiency of DQMOM. Consequently, we still divide the size phase space into “sections”, i.e. fixed size intervals as in the multi-fluid approach [24], but we need a very precise description of the NDF inside this section through a set of moments as in the QMOM or DQMOM. Such a perspective is very attractive, however, it also yields the difficult task of evaluation fluxes at the section boundaries from the knowledge of internal moments; such a task is equivalent as the evaluation of the flux of droplets at zero size and the same tools can be used. It yields a very precise description of evaporation with a minimal number of variables, since only one, two or three sections are needed, as well as a low computational cost. It offers a very stable numerical scheme as compared to other solutions such as for example presumed NDF [35].

The paper is organized as follows. In the remaining of this first part, we will consider the PBE of particles or the Williams equation for sprays and obtain a model equation which is characteristic of the difficulties we will have to face with a negative drift velocity such as evaporation of droplets or oxidation of soot particles. Considering the dynamics of moments for such an equation, we identify the critical issue of

obtaining the flux of disappearing particles or droplets from the moments and show that this flux, if not zero, will define the moment dynamics. The question of the flux at zero size is similar to a more general problem which is presented in § 1.3 and relates to a Eulerian multi-fluid method. We end up in § 2 with a presentation of some basic properties associated to moment spaces which will be needed in the remaining of the paper. Section 3 is devoted to the detailed presentation of the new method allowing an accurate and stable treatment of the flux problem. The link with a DQMOM type of approach is provided in § 4 and allows to highlight the novelty of the proposed approach. Section 5 is devoted to the numerical illustration of the proposed algorithm in a series of representative test-cases. Before concluding on the impact of such an algorithm, we show that the proposed approach can be extended to a general drift velocity in the framework of reasonable mathematical assumptions.

**1.1. Droplets or particles : the same model problem.** Let us start with the Williams transport equation [41] for the joint size, velocity number density function  $f(t, \mathbf{x}; S, \mathbf{u})$  is

$$(1.1) \quad \partial_t f + \mathbf{u} \cdot \partial_{\mathbf{x}} f - \partial_S (\mathcal{R}f) + \partial_{\mathbf{u}} \cdot (\mathbf{F}f) = \Gamma,$$

where  $\mathcal{R}$  is the evaporation rate,  $\mathbf{F}$  is the drag force acting on the droplet, and  $\Gamma$  is the coalescence term such as in [25, 13].

Since we focus in this paper on the difficulties associated with the evaporation process, we will reduce this equation to the “model” partial differential equation (PDE) on a homogeneous number distribution function  $n(t; S)$  which satisfies :

$$(1.2) \quad \partial_t f - \partial_S (\mathcal{R}f) = 0,$$

where the evaporation coefficient  $\mathcal{R}(S)$  is a positive function of  $S$ . Such a PDE can be recovered from equation 1.1 by assuming  $f(t, \mathbf{x}; \mathbf{u}, S) = n(t; S)\delta(\mathbf{u})$ ,  $\mathbf{F} = 0$  and  $\Gamma = 0$ . We consider the case of a  $d^2$  evaporation law  $\mathcal{R}(S) = \mathcal{R}^0 \mathbb{I}_{[0, +\infty[}(S)$ , where  $\mathcal{R}^0$  is a constant.

In the case of aerosols or soots particles, following [28], the PBE on the NDF  $f(t, x; \xi)$ , where  $\xi$  denote the internal variables, reads :

$$(1.3) \quad \partial_t f + \partial_{\mathbf{x}} \cdot [\langle \mathbf{u} | \xi \rangle f] - \partial_{\mathbf{x}} \cdot (D_x \partial_{\mathbf{x}} f) = S_{\xi},$$

where  $\langle \mathbf{u} | \xi \rangle$  denotes the mean velocity conditioned on the internal coordinate  $\xi$ . The diffusion coefficient reads  $D_x$  and the source term  $S_{\xi}(t, x; \xi)$  is due to aggregation, breakage and drift. The term we are interested in is the drift velocity in the source term  $S_{\xi}$ . Assuming the system homogeneous,  $\langle \mathbf{u} | \xi \rangle = 0$  and assuming no aggregation-breakage of the particles, the variable describing the internal coordinate can be considered to be merely the size of the particles. We consider a negative drift velocity, without aggregation nor breakage,  $S_{\xi}(t; \xi) = \partial_{\xi} (\mathcal{R}(\xi) f(t; \xi))$ . If the size is described by the particle surface, for soot particles for example, we end-up with the same model as before since oxidation is proportional to the particle surface.

*Note:* Let us notice that it is reasonable to start working with such a simplified configuration since we aim at isolating the difficulty of evaluating the flux associated to the drift velocity  $\mathcal{R}$ . This model will be relevant for droplets when size-conditioned dynamics and coalescence/break-up are added such as in [13] or for soots as in [43]. However, using either multi-fluid models or DQMOM approaches, we know how to treat transport and drag as well as droplet/droplet interactions [13, 6, 32, 15] (or aggregation, breakage and diffusion) so that solving the flux problem is a necessary

starting point. We consider a monovariate NDF and assume that the internal coordinate can only be positive (the moments will not be taken over the whole real line such as in [43]); the extension to bi-variate distributions, such as in [13] for soot geometry modeling, as well as the coupling with the other physical processes, will be discussed in the conclusion.

In the following, we will stick to a constant drift velocity  $\mathcal{R}$  as a function of surface  $S$  which is the only internal coordinate. However, a general velocity  $\mathcal{R}(\xi)$ , for any size variable  $\xi$ , can be treated in the same way and we refer to Section B for a general treatment, as well as a discussion about singular behavior around zero size.

**1.2. Flux at zero size for moment dynamics : a model equation.** From the previous subsection, we will focus on the simple model PDE on the number distribution function  $f(t, S)$  which satisfies :

$$(1.4) \quad \partial_t f - \partial_S (\mathcal{R} f) = 0,$$

where the drift velocity  $\mathcal{R}$  reads  $\mathcal{R} = \mathcal{R}^0 \mathbb{1}_{[0, +\infty[}(S)$ , with  $\mathcal{R}^0 = 1$ , that is the drift velocity is negative and has been non-dimensionalized to  $-1$ .

It can be noted that this is a transport equation with discontinuous coefficients and that it has well-defined measure solutions [3]. Roughly speaking, the jump in velocity from zero for negative sizes to one for positive sizes creates the crossing of characteristics and results in a measure concentration at zero size. Consequently, it can be shown that the exact solution of equation (1.4) with a positive initial data  $f^0(S)$  on  $[0, +\infty)$  (eventually a positive measure) reads :

$$(1.5) \quad f(t, S) = n^0(t) \delta(S) + f^0(S + t), \quad S \geq 0,$$

where  $n^0(t) = \int_0^t f^0(S) dS$  is exactly the number of droplets/particles which have disappeared at time  $t$ . Thus this number density concentration is well defined mathematically in the sense of duality solution [3].

The principle of moment methods is to be able to write, eventually using quadrature formulas, a set of dynamical equations on a set of moments of the NDF. We illustrate this point of view in the context of the model PDE. For  $N$  a given integer, let  $\mathcal{M}$  denote the vector of surface moments :

$$(1.6) \quad \mathcal{M} = \begin{pmatrix} m_0 \\ \vdots \\ m_N \end{pmatrix}, \quad m_k(t) = \int_0^{S_{\max}} S^k f(t, S) dS.$$

where  $S_{\max}$  is a given maximal size. Using a natural integration by parts, we get the following set of ordinary differential equations for the evolution of vector of moments  $\mathcal{M}$  :

$$(1.7) \quad d_t \mathcal{M} = -A \mathcal{M} - \phi_-,$$

where besides the flux at zero size  $\phi_-$ , we introduce the translation nilpotent matrix  $A$  :

$$\phi_- = f(t, 0) \begin{pmatrix} 1 \\ 0 \\ \vdots \\ 0 \end{pmatrix}, \quad A = \begin{bmatrix} 0 & & & & \mathbf{0} \\ 1 & 0 & & & \\ & 2 & \ddots & & \\ & & \ddots & \ddots & \\ \mathbf{0} & & & N & 0 \end{bmatrix}.$$

It is important to note that this form of the system is not closed since the value of the flux *can not* be found directly from the values of  $\mathcal{M}$ . The knowledge of the value of  $f(t, S)$  at the zero boundary for all  $t$  is equivalent to fully solving the original “kinetic” problem. These values then have to be provided as functions of  $\mathcal{M}(t)$ , which constitutes the challenge. The problem we just raised is similar if one wants to use a DQMOM method, since the source terms for the evolution of abscissas and weights are found from the equations of the moments and the DQMOM dynamics is then completely related to a choice for the form of the flux  $f(t, 0)$  in terms of moments or abscissas and weights [13].

The measure concentration at zero size has no impact on higher moments than the total number density and does not result in any complex behavior, except that the flux of disappearing droplet which concentrate in a Dirac delta function at zero size results in a modification of the whole set of moments through the coupling matrix  $A$ .

### 1.3. Similar problematic : combined multi-fluid and moment dynamics.

In fact, the question of evaluating the flux at a given size can be considered in a more general framework. We consider, as in the multi-fluid model, “sections”, a section being defined by a fixed size interval  $[S_{\min}, S_{\max}]$ . For  $N$  a given integer, let  $\mathcal{M}$  denote the vector of droplet surface moments which is the same as in (1.6) but with  $m_k(t) = \int_{S_{\min}}^{S_{\max}} S^k f(t, S) dS$ . The size phase space can be eventually discretized into several sections [24, 23]. The moment dynamics then read :

$$(1.8) \quad d_t \mathcal{M} = -A \mathcal{M} - \phi_- + \phi_+,$$

$$\phi_- = f(t, S_{\min}) \begin{pmatrix} 1 \\ S_{\min} \\ \vdots \\ S_{\min}^N \end{pmatrix}, \quad \phi_+ = f(t, S_{\max}) \begin{pmatrix} 1 \\ S_{\max} \\ \vdots \\ S_{\max}^N \end{pmatrix},$$

Solutions have already been proposed in order to define reasonable fluxes up to order two by taking moment vectors of dimension one [24, 23] or two [11, 23]. However, in the present paper we are not concerned with the perspective of numerical analysis which characterizes the behavior of a numerical scheme as the section width is approaching zero, but with the design of a new scheme for which the use of only up to 3 sections is enough for a very good accuracy and for which we can use some ingredients from QMOM or DQMOM. Before presenting our scheme, let us recall briefly the framework of finite moment spaces and quadrature of moments.

**2. Finite moment spaces and Hausdorff finite moment problem.** In order to solve the problem (1.7) or a similar problem, a reconstruction of the number density function  $f$  can be used to have an expression of the flux  $f(0, t)$ . Such a reconstruction is possible if and only if the numerical method allow to stay in the moment space. We then first give a brief overview of the definition and properties of this space, from [7]. Then, we will show how a positive function can be reconstructed from a finite number of its moments, which is the Hausdorff finite moment problem.

**2.1. Moment space.** For the sake of simplicity, we consider the non-dimensional size interval  $[0, 1]$ . If  $\mathcal{P}$  denotes the set of all probability measures on the Borel sets of the interval  $[0, 1]$ , then the  $N$ th-moment space  $\widetilde{\mathcal{M}}_N$  on the interval  $[0, 1]$  denotes

the set of moment vector of dimension  $N$ ,  $\widetilde{\mathcal{M}}_N \subset [0, 1]^N$  :

$$\widetilde{\mathcal{M}}_N = \{\mathbf{c}_N(\mu) | \mu \in \mathcal{P}\}, \quad \mathbf{c}_N(\mu) = (c_1(\mu), \dots, c_N(\mu))^t, \quad c_k(\mu) = \int_0^1 x^k d\mu(x).$$

Let us recall that, since we consider probability measures, we always have  $c_0 = 1$ . This set is convex but has a complex geometry.

For  $\mathbf{c}_N \in \widetilde{\mathcal{M}}_N$ , let  $\mathcal{P}(\mathbf{c}_N)$  denote the set of all measures  $\mu \in \mathcal{P}$  with moments up to the order  $N$  equal to  $\mathbf{c}_N = (c_1, \dots, c_N)^t$  and

$$c_{N+1}^+(\mathbf{c}_N) = \max_{\mu \in \mathcal{P}(\mathbf{c}_N)} c_{N+1}(\mu), \quad c_{N+1}^-(\mathbf{c}_N) = \min_{\mu \in \mathcal{P}(\mathbf{c}_N)} c_{N+1}(\mu),$$

If  $\mathbf{c}_N$  is in the interior of  $\widetilde{\mathcal{M}}_N$  then  $c_{N+1}^- < c_{N+1}^+$  and  $\mathcal{P}(\mathbf{c}_N)$  is infinite [7]. A canonical moment sequence  $(p_k)_{k \leq N+1}$  can then be defined by :

$$(2.1) \quad p_k = \frac{c_k - c_k^-(\mathbf{c}_{k-1})}{c_k^+(\mathbf{c}_{k-1}) - c_k^-(\mathbf{c}_{k-1})}.$$

Note that the canonical moments vary in the interval  $[0, 1]$  and they remain invariant under a linear transformation of the measure. Moreover,  $p_{N+1}$  is 0 or 1 if and only if  $\mathbf{c}_{N+1}$  is at the boundary of  $\widetilde{\mathcal{M}}_{N+1}$  and  $\mathcal{P}(\mathbf{c}_{N+1})$  is then a singleton. An algorithm is given in [7] in order to go from moments to canonical moments and conversely.

In our case, since we are dealing with number density functions over an interval  $(S_{\min}, S_{\max})$ . Let us first denote  $\widetilde{\mathcal{M}}_N(S_{\min}, S_{\max})$  the  $N$ th-moment space corresponding to this interval. For any non zero moment vector  $\mathcal{M} = (m_0, m_1, \dots, m_N)^t \in \mathbf{R}^{N+1}$ , we define the vector of normalized moments  $\widetilde{\mathcal{M}} \in \widetilde{\mathcal{M}}_N(S_{\min}, S_{\max}) \subset \mathbf{R}^N$  by  $\widetilde{\mathcal{M}} = (m_1/m_0, \dots, m_N/m_0)^t$ . Let us then denotes  $\mathcal{M}_N(S_{\min}, S_{\max})$  the  $N$ th-moment space of such moment vectors  $\mathcal{M}$ . Moreover, the first canonical moments can be written :

$$p_1 = \frac{m_1 - S_{\min}m_0}{(S_{\max} - S_{\min})m_0}, \quad p_2 = \frac{m_0m_2 - m_1^2}{(m_1 - S_{\min}m_0)(S_{\max}m_0 - m_1)},$$

$$p_3 = \frac{(S_{\max}m_0 - m_1)[(m_1 - S_{\min}m_0)m_3 - (m_2 - S_{\min}m_1 - S_{\min}^2m_0)m_2 - S_{\min}^2m_1^2]}{(S_{\max} - S_{\min})(m_0m_2 - m_1^2)(-m_2 + (S_{\max} + S_{\min})m_1 - S_{\max}S_{\min}m_0)}.$$

The geometry of the space of the canonical moments vectors is much more simpler than the one of the moments since it is then the cube  $[0, 1]^N$ . The canonical moments are then very useful in order to check the belonging to the moment space.

**2.2. Some solutions to the Hausdorff finite moment problem.** The Hausdorff finite moment problem for the moments  $\mathcal{M}$  is : finding a positive real valued function  $f_{\mathcal{M}}$  defined on  $[S_{\min}, S_{\max}]$  such that

$$(2.2) \quad \mathcal{M} = \int_{S_{\min}}^{S_{\max}} f_{\mathcal{M}}(x) \begin{pmatrix} 1 \\ x \\ \vdots \\ x^N \end{pmatrix} dx$$

As seen in the previous section, if  $\mathcal{M}$  belongs to the interior of  $\mathcal{M}_N(S_{\min}, S_{\max})$ , there is an infinity of solutions.



Similar problems were tackled in different ways in the context of solving the problem (1.4). With the use of only one moment, a fixed profile can be used [24], like a constant, leading to an at most first order method in term of the size discretization [22, 23]. Note that the moment of interest is then the moment of order  $3/2$  and the positivity of such moment is sufficient in order to stay in the moment space. Two kinds of extension of such methods were developed. First, in [23],  $N$  moments were used, with some polynomial functions for  $f_{\mathcal{M}}$ , in order to obtain a  $N^{th}$  order method. But the moment space of positive polynomial functions is only a sub-space of the moment space and a modified method is introduced in this article in the case of two moments, using a reconstruction with a bi-affine function instead of an affine one. An other extension were developed in [11] with the use of moments of order 0 and  $3/2$ . It is then show that a function of the type  $\exp(ax + b)$  can be used and a preservation of the moment space was also taken for.

Here, some reconstructions are introduced for an arbitrary number of moments in link with the structure of the moment space.

**2.2.1. Lower principal representation.** For any point in the interior of the  $N$ th-moment space  $\mathcal{M}_N(S_{\min}, S_{\max})$ , with  $N = 2n - 1$ , it can be shown that there exists a unique lower principal representation (i.e. for which the moment  $m_{N+1}$  is minimal;  $(m_0, \dots, m_{N+1})$  then belongs to the boundary of  $\mathcal{M}_{N+1}(S_{\min}, S_{\max})$ ) under the form of a sum of  $n$  weighted Dirac delta function, the support or roots of which are in  $(S_{\min}, S_{\max})$ . This support can be shown to be the root of some orthogonal polynomials associated to Hankel determinants [7]. It is this lower principal representation that is used in quadrature method of moments (QMOM) introduced in [33] and further used in the DQMOM [28].

Then, for any  $\mathcal{M} \in \text{Int}(\mathcal{M}_N(S_{\min}, S_{\max}))$ , there exists one unique representation of the vector of moments by using weights  $(\omega_i)_{i \in [1, n]}$  and abscissas  $(\mathcal{S}_i)_{i \in [1, n]}$  such that :

$$(2.3) \quad \mathcal{M} = \begin{pmatrix} m_0 \\ m_1 \\ \vdots \\ m_N \end{pmatrix} = \begin{pmatrix} \sum_{i=1}^n \omega_i \\ \sum_{i=1}^n \omega_i \mathcal{S}_i \\ \vdots \\ \sum_{i=1}^n \omega_i \mathcal{S}_i^N \end{pmatrix},$$

where we recall that  $N+1 = 2n$ . The corresponding number density function is then :

$$(2.4) \quad f_{\mathcal{M}}^-(S) = \sum_{i=1}^n \omega_i \delta(S - \mathcal{S}_i).$$

Abscissas  $\mathcal{S}_i$  are the roots of the polynomial  $P = X^n + \sum_{k=0}^{n-1} \sigma_k X^k$  with the  $\sigma_k$  given by :

$$\begin{bmatrix} m_0 & m_1 & \dots & m_{n-1} \\ m_1 & & & \vdots \\ \vdots & & & \vdots \\ m_{n-1} & \dots & \dots & m_{2n-1} \end{bmatrix} \begin{pmatrix} \sigma_0 \\ \sigma_1 \\ \vdots \\ \sigma_{n-1} \end{pmatrix} = - \begin{pmatrix} m_n \\ m_{n+1} \\ \vdots \\ m_{2n} \end{pmatrix}.$$

The weights are then solutions of a linear system. A QD algorithm is given in [7] to compute these weights and abscissas.

A such reconstruction is used for quadrature formulas [28] but cannot be used in order to find the value of the flux, which is a punctual value of the NDF.

### 2.2.2. NDF reconstruction through the Maximum Entropy formalism.

A regular approximated NDF can be obtained by the Maximum Entropy (ME) reconstruction [34]. The ME method yields a smooth distribution which maximizes the following Shannon entropy from information theory :

$$H[f] = - \int_{S_{\min}}^{S_{\max}} f(x) \ln f(x) dx.$$

The existence of such ME distribution is shown in [39] as soon as the vector of moments  $\mathcal{M}$  belongs to the interior of the moment space  $\mathcal{M}_N(S_{\min}, S_{\max})$ . This is a standard constrained optimization problem, leading to the following explicit representation of the ME approximate :

$$(2.5) \quad f_{\mathcal{M}}^{ME}(x) = \exp \left( - \sum_{j=0}^N \xi_j x^j \right).$$

to be supplemented by the condition (2.2). It can be seen as a generalization of the reconstruction used in [11] except that the considered moments were moments of order 0 and 3/2 instead of integer moments here. The coefficients  $\xi_0, \dots, \xi_N$  are the Lagrange's multipliers. We then just need to minimize the following convex potential :

$$\Delta = \int_{S_{\min}}^{S_{\max}} \left[ \exp \left( - \sum_{j=0}^N \xi_j x^j \right) - 1 \right] dx + \sum_{j=0}^N \xi_j m_j.$$

Indeed, its stationary points are given by

$$\frac{\partial \Delta}{\partial \xi_i} = 0 \quad \Rightarrow \quad \int_{S_{\min}}^{S_{\max}} x^i \exp \left( - \sum_{j=0}^N \xi_j x^j \right) dx = m_i.$$

Numerically, a Newton method is used, as in [34] : starting from initial choices  $\xi = (\xi_0, \dots, \xi_N)'$ , updated  $\xi$ 's are defined from

$$\xi^+ = \xi - H^{-1}(\mathcal{M}^0 - \langle X \rangle_{\xi}),$$

where  $\langle X \rangle_{\xi} = (\langle x^0 \rangle_{\xi}, \dots, \langle x^N \rangle_{\xi})'$  is the vector of approximated moments, with

$$\langle x^k \rangle_{\xi} = \int_{S_{\min}}^{S_{\max}} x^k \exp \left( - \sum_{j=0}^N \xi_j x^j \right) dx$$

and  $H$  is the Hessian matrix defined by  $H_{i,j} = \frac{\partial \Delta}{\partial \xi_i \partial \xi_j} = \langle x^{i+j} \rangle_{\xi}$  for  $i, j = 0, \dots, N$ .

The used numerical procedure is the same as in [34]. In this paper, they found that a double-precision 24-point Gaussian quadrature method very efficiently produces the demanded accuracy for  $\langle x^k \rangle_{\xi}$ . The quadrature points are computed once for the interval  $[0, 1]$  and a change of variable is used for all the integrals in order to come

back to this interval. Because  $H$  is symmetric positive definite, a classical Choleski decomposition is used in order solve the linear system [37].

*Note:* Let us note that such an algorithm can lead to numerical difficulties due to the ill-conditioned matrices appearing either in the case of moment vectors too close to the boundary of the moment space as well as highly oscillating  $\lambda$  coefficients in the ME approximation for a reasonable number of moments, or in the case of a large vector of moments as a consequence of the peculiar high-dimensional geometry of the moment space. However, in the present contribution, we will remain low-dimensional, typically considering up to 6 moments, and consider size distribution which lead to moment vectors which are not at the boundary of the moment space, so that the algorithm will prove to be very efficient.

Such a reconstruction can give a value for the flux which can be used to solve the problem (1.7). An example is given in Fig. 2.1-right in case  $N = 3$ . By comparisons, a reconstruction is given in Fig. 2.1-left using one moment (of order  $3/2$ ) and a constant shape on each 12 sections, like in [24] and a reconstruction is given in Fig. 2.1-middle using one moment and a bi-affine shape on each 4 sections, like in [23]. Let us note that the numerical method using the first reconstruction needs 12 moments, while with the second one we need 8 moments and with the ME reconstruction we need 4 moments. It already seems that the bi-affine and the ME reconstructions seems then more accurate but the accuracy of the resulting schemes will be analysed in the Result section.

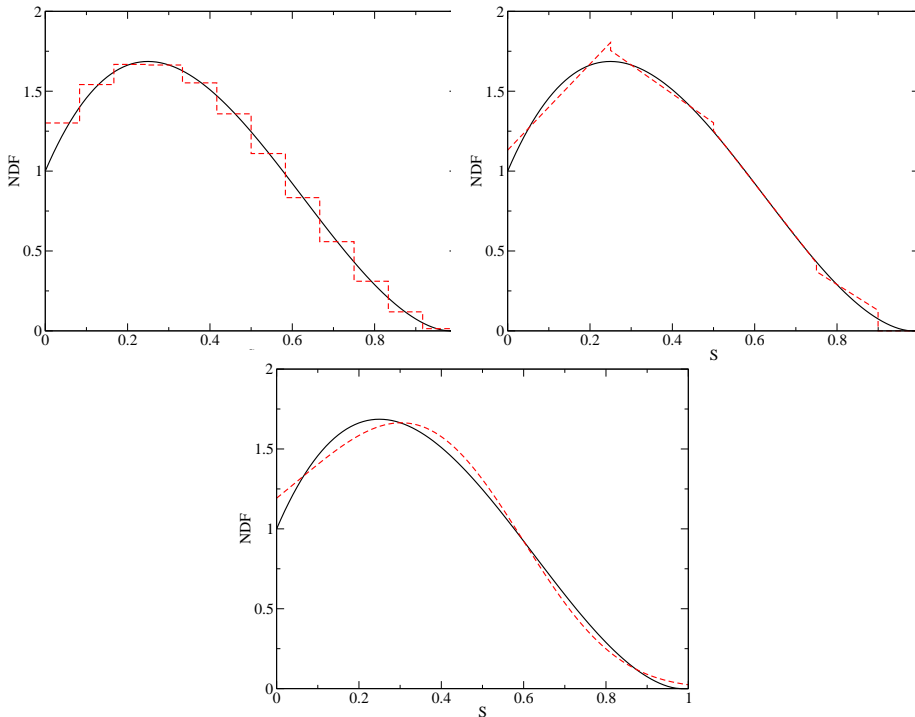


FIG. 2.1. Regular NDF (solid line) and the constant reconstruction using its moments of order  $3/2$  on 12 sections (left figure, dashed line) or the bi-affine reconstruction using its 2 first moments on 4 sections (middle figure, dashed line) or ME reconstruction using its 4 first moments (right figure, dashed line).





right variable is then  $\exp(tA)\mathcal{M}(t)$ , which is invariant, the evolution of the moments being then only modified by transport through the multiplication by  $\exp(-tA)$ . The integral form of the ODE system (3.4) then decouples the transport per se from the evolution of the moments through the fluxes.

The second point relates to the numerical scheme to be used in order to resolve the system (1.7). It should be noted that in the situation where  $f(t, S_{\max}) = 0$ , i.e. when there is no flux coming from the upper sections and when  $S_{\min} = 0$ , a flux based on pointwise value of  $f$  only participates in the evolution of the zeroth order moment, since  $S_{\min}^N = 0$  for  $N$  greater than zero. With this new integral form, we then get another way of integrating the system of ODE's without the need for a pointwise reconstruction for which the stability is not warranted as shown in § A : it is seen that the resolution of the ODE system with classical methods like Runge Kutta or Euler leads to an exit of the moment space and a divergence of the method. Here, the integral form allows to remain in the moment space  $\mathcal{M}_N(S_{\min}, S_{\max})$  of order  $N$  as presented in the following proposition.

**PROPOSITION 3.4.** *For a given set of moments  $\mathcal{M}(0) = \mathcal{M}^0$  at time  $t = 0$  such that  $m_0 > 0$ , we assume that the vector of normalized moments  $\widetilde{\mathcal{M}}^0$  belongs to the interior of the moment space of order  $N$  associated to the interval  $[S_{\min}, S_{\max}]$ , that is  $\mathcal{M}^0 \in \text{Int}(\mathcal{M}_N(S_{\min}, S_{\max}))$ . Then, for any measurable positive function  $f_{\mathcal{M}^0}$  defined on the interval  $[S_{\min}, S_{\max} + T]$  and solution of the Hausdorff finite moment problem (2.2) in the interval  $[S_{\min}, S_{\max}]$ , we have*

$$(3.5) \quad \mathcal{M}(t) \in \text{Int}(\mathcal{M}_N(S_{\min}, S_{\max})),$$

as long as  $t \in [0, T]$ .

*Proof.* We use the integral form (3.4) and notice that

$$\mathcal{M}^0 = \int_{S_{\min}}^{S_{\max}} f_{\mathcal{M}^0}(\eta) \begin{bmatrix} 1 \\ \eta \\ \vdots \\ \eta^N \end{bmatrix} d\eta.$$

Consequently, we obtain that :

$$\exp(tA)\mathcal{M}(t) = \int_{S_{\min}+t}^{S_{\max}+t} f_{\mathcal{M}^0}(\eta) \begin{bmatrix} 1 \\ \eta \\ \vdots \\ \eta^N \end{bmatrix} d\eta.$$

This last equality implies that  $\exp(tA)\mathcal{M}(t)$  belongs to the interior of the moment space  $\mathcal{M}_N(S_{\min} + t, S_{\max} + t)$  so that naturally,  $\mathcal{M}(t)$  belongs the moment space  $\mathcal{M}_N(S_{\min}, S_{\max})$  and the proof is complete.  $\square$

The choice of such function  $f_{\mathcal{M}^0}$  was discussed in previous section and we use then the ME reconstruction in such a way that the flux can be given by :

$$(3.6) \quad \Psi_-(t) = \int_{S_{\min}}^{S_{\min}+t} f_{\mathcal{M}^0}^{ME}(\beta) \begin{bmatrix} 1 \\ \beta \\ \vdots \\ \beta^N \end{bmatrix} d\beta.$$

**3.3. Link with abscissas and weights of the lower principal representation.** We know that for any  $\mathcal{M}^0 \in \text{Int}(\mathcal{M}_N)$ , there exists one unique lower principal representation of the vector of moments by using weights  $(\omega_i)_{i \in [1, n]}$  and abscissas  $(\mathcal{S}_i)_{i \in [1, n]}$ . Since we know that the evolution of the vector of moments takes place in the interior of the moment space  $\text{Int}(\widetilde{\mathcal{M}}_N)$ , we can write :

$$\exp(tA) \begin{bmatrix} \sum_{i=1}^n \omega_i(t) \\ \sum_{i=1}^n \omega_i(t) \mathcal{S}_i(t) \\ \vdots \\ \sum_{i=1}^n \omega_i(t) \mathcal{S}_i^N(t) \end{bmatrix} = \begin{bmatrix} \sum_{i=1}^n \omega_i(0) \\ \sum_{i=1}^n \omega_i(0) \mathcal{S}_i(0) \\ \vdots \\ \sum_{i=1}^n \omega_i(0) \mathcal{S}_i^N(0) \end{bmatrix} - \Psi_-(t) + \Psi_+(t).$$

This formulation can be considered as very interesting since it can be readily seen from it that in the presence of zero fluxes, the weights remain unchanged and the abscissas are only translated at the right velocity. The key variable is not  $\mathcal{S}_i(t)$  but in fact  $\mathcal{S}_i(t) + t$ . This will be confirmed in the next section where we make the link between the present approach and the DQMOM approach.

Moreover, this formulation will allow us to emphasize an algorithm for the scheme. It needs the calculation of abscissas and weights from moments. It can be noted that the computation of  $\mathcal{M}(t)$  from  $\mathcal{M}(0)$  does not need the separation between flux and transport and could be done, like in [23] or [11], using directly the following formula :

$$\mathcal{M}(t) = \exp(-tA) \mathcal{M}(0) - \exp(-tA) \Psi_-(t) + \exp(-tA) \Psi_+(t).$$

However, the calculation of abscissas and weights is not an expensive operation if we only have  $n = 2$  or  $n = 3$  like for the results presented in this paper. Moreover, they can be very useful for more general problems where phenomena like collision have to be taken into account, which can be done through a quadrature method using these abscissas and weights.

**3.4. Algorithm of the new scheme.** The new scheme introduces a discretization  $0 = S_0 < S_1 < \dots < S_K = S_{max}$  of the support  $[0, S_{max}]$  of the distribution function. The initial moments  $\mathcal{M}^k(0)$  on each interval  $[S_{k-1}, S_k]$ , called section as for the classical multi-fluid method, are known. The resolution algorithm corresponding to the integral formula (3.4) is used in order to find the moments in each section after a time  $t$ . This algorithm is :

1. In each section  $[S_{k-1}, S_k]$ , a reconstruction  $f^k$  is done of the distribution from its moments  $\mathcal{M}^k(0)$  by the ME method and the flux  $\Psi_-^k(t)$  with the section  $k - 1$  is computed by (3.6) with  $f_{\mathcal{M}^k(0)}^{ME} = f^k$ .
2. The weights  $\omega_i^k$  and the abscissas  $\mathcal{S}_i^k$  corresponding to the moments  $\mathcal{M}^k(0) - \Psi_-^k(t) + \Psi_-^{k+1}(t)$  are computed using the QD algorithm. Since these moments are in fact the moments of  $\sum_i f^i(S) 1_{[S_{i-1}, S_i]}(S)$  on  $[S_{k-1} + t, S_k + t]$ , the abscissas are in  $]S_{k-1} + t, S_k + t[$ .
3. The moments  $\mathcal{M}^k(t)$  corresponding to the weights  $\omega_i^k$  and the abscissas  $\mathcal{S}_i^k - t$  are computed. It gives an approximation of the moments of  $f(t, \cdot)$  on  $]S_{k-1}, S_k[$ .

In practice, a time discretization associated to the CFL like condition  $\Delta t \leq \Delta S$  is introduced and the previous algorithm governs the time evolution of both the moments in the various sections as well as the associated abscissas and weights.

The cost of this algorithm is essentially the cost of the ME reconstruction in each section by the Newton method and the cost of the QD algorithm. Since the number

of moment we will use is small, and since the Newton method only requires around five iterations in order for the moments of the approximated number density function to be at a maximum relative error up to  $10^{-6}$  from the original moments, the cost of the method is very moderate.

Let us underline once more that such a method has the major advantage, with a very moderate cost, to preserve the moment vector in the singular transport equation with a very stable model for the flux of disappearing droplets/particles. Before testing the algorithm on some representative test cases, we make the link between such a scheme and the DQMOM approach; it will be useful in understanding the novelty of the present contribution.

**4. Link with a DQMOM approach.** For the sake of completeness, let us first recall the DQMOM approach in order to resolve the evaporation dynamics in the size phase space and then adapt it to the particular structure of our problem.

**4.1. DQMOM and new DQMOM formalism of the evaporation process.** In order to solve the transport equation (1.4) using DQMOM, we consider the following approximation of  $f$  :

$$(4.1) \quad \bar{f}(t, S) = \sum_{i=1}^n \omega_i(t) \delta(S - \mathcal{S}_i(t)),$$

from which we have :

$$(4.2) \quad \partial_t \bar{f} = \sum_{i=1}^n a_i(t) \delta(S - \mathcal{S}_i(t)) - \sum_{i=1}^n (b_i(t) - \mathcal{S}_i(t) a_i(t)) \delta'(S - \mathcal{S}_i(t)),$$

where we have defined for commodity

$$(4.3) \quad \begin{aligned} a_i(t) &= \mathrm{d}_t \omega_i(t) \\ b_i(t) &= \mathrm{d}_t (\omega_i(t) \mathcal{S}(t)) \end{aligned}$$

The evolution of the approximated moments  $\bar{m}_k$  depends linearly on the  $a_i$  and  $b_i$  :

$$(4.4) \quad \mathrm{d}_t \bar{m}_k = \sum_{i=1}^n (1 - k) a_i(t) \mathcal{S}_i^k(t) + \sum_{i=1}^n k b_i(t) \mathcal{S}_i^{k-1}(t)$$

However, the variables for which we have the simplest evolution equation are  $\exp(tA)\mathcal{M}(t)$ , so that it is interesting to look at the system of ODE's satisfied by  $\exp(tA)\mathcal{M}(t)$ .

LEMMA 4.1. *The evolution equation of the translated approximated moments reads :*

$$(4.5) \quad \mathrm{d}_t (\exp(tA)\bar{\mathcal{M}}) = \sum_{i=1}^n (1 - k) a_i(\mathcal{S}_i + t)^k + \sum_{i=1}^n k (b_i + \omega_i + t a_i) (\mathcal{S}_i + t)^{k-1}$$

Considering the new variables :

$$(4.6) \quad b_i^* = b_i + \omega_i + t a_i = \mathrm{d}_t [\omega_i(\mathcal{S}_i + t)], \quad \mathcal{S}_i^* = \mathcal{S}_i + t,$$

the new constraints of DQMOM defining the source terms are given by :

$$(4.7) \quad \sum_{i=1}^n (1 - k) a_i (\mathcal{S}_i^*)^k + \sum_{i=1}^n k b_i^* (\mathcal{S}_i^*)^{k-1} = -f(t, S_{\min}) S_{\min}^k + f(t, S_{\max}) S_{\max}^k.$$



*Proof.* Let us first notice that :

$$d_t[\exp(t A) \mathcal{M}] = \exp(t A)[A \mathcal{M} + d_t \mathcal{M}],$$

and

$$(A \mathcal{M} + d_t \mathcal{M})_k = \sum_{i=1}^n [(1-k) a_i \mathcal{S}_i^k + k b_i \mathcal{S}_i^{k-1} + k \omega_i \mathcal{S}_i^{k-1}],$$

Consequently, we obtain :

$$(\exp(t A)[A \mathcal{M} + d_t \mathcal{M}])_k = \sum_{i=1}^n [(1-k) a_i (\mathcal{S}_i + t)^k + k (b_i + \omega_i + t a_i) (\mathcal{S}_i + t)^{k-1}],$$

and the proof is complete.  $\square$

Let us emphasize that we obtain exactly the same form of linear system as the one obtained in the classical formulation. However, two advantages are to be underlined. First, we have isolated the transport part from the flux part as already mentioned. Second, and it is clearly related, the abscissas appearing in the matrix to be solved do not evolve with transport in time but only change due to the fluxes so that the conditioning of the matrix, for scaled abscissas, can be controlled easily [13].

Finally, it is important to realize that we still have a differential form of the DQMOM system of equations, a remark we already mentioned earlier as far as the moment equations were concerned. In the situation of a zero upper flux and with  $S_{\min} = 0$ , we see that the flux will only influence the zeroth order moment. The difference between the two approaches can be seen to be the same one as the difference between the kinetic schemes (for which we work with a time integrated version of the dynamical system and invoke the kinetic evolution in order to evaluate the fluxes) and the method of lines (for which the integration is only performed in the size variable and where the time is kept a continuous variable, thus leading to a system of ordinary differential equation to be resolved by a standard ODE integrator) in the framework of hyperbolic system of conservation laws [26, 27].

**4.2. Relation between the two formulations.** Instead of working with a differential form of the system of abscissas and weights and plugging it in a LSODE like solver for ordinary differential equations, and encountering difficulties as far as stability is concerned, we make the link between the previous DQMOM formulation and the original integral form of the system developed in the previous section in the following Lemma.

LEMMA 4.2. *Remembering the DQMOM new formulation in differential form (4.7), one can find a first integral for each  $k$  :*

$$\int_0^t \left[ \sum_{i=1}^n (1-k) a_i(t') \mathcal{S}_i^{*k}(t') + \sum_{i=1}^n k b_i^*(t') (\mathcal{S}_i^{*k-1}(t')) \right] dt' = \int_0^t d_{t'} \left[ \sum_{i=1}^n \omega_i(t') (\mathcal{S}_i^*(t'))^k \right] dt'$$

*Proof.* Let us define  $\mathcal{B} = k (\mathcal{S}_i^*)^{k-1} d_{t'}(\omega_i \mathcal{S}_i^*) + (1-k) d_{t'}[\omega_i (\mathcal{S}_i^*)^k]$ . It is sufficient to note that :

$$\begin{aligned} \mathcal{B} &= k (\mathcal{S}_i^*)^{k-1} [d_{t'}(\omega_i \mathcal{S}_i^*) - \mathcal{S}_i^* d_{t'} \omega_i] + (\mathcal{S}_i^*)^k d_{t'} \omega_i \\ &= k (\mathcal{S}_i^*)^{k-1} \omega_i d_{t'} \mathcal{S}_i^* + (\mathcal{S}_i^*)^k d_{t'} \omega_i \\ &= \omega_i d_{t'} (\mathcal{S}_i^*)^k + (\mathcal{S}_i^*)^k d_{t'} \omega_i \end{aligned}$$

which completes the proof.  $\square$

Thus, we have in fact an *exact* solution in time of the modified DQMOM differential system (4.5) through equation (3.1) once the fluxes  $\Psi_{\pm}$  have been evaluated. The link with a DQMOM formulation is then complete and we are also able to fully compare the two approaches and appreciate the novelty of the proposed numerical scheme.

**5. Results.** The method described in the previous section is tested on two kinds of initial distributions : a regular one, presented in Fig. 5.1, and on a discontinuous one, presented in Fig. 5.4.

A discretization into sections is introduced and the moments inside each section are computed for the initial distribution in order to initialize the simulation with our moment method. The evolution of the obtained moments can be compared with the moments of the exact solution (1.5). Moreover, since, at each time step a ME reconstruction  $f_{ME}(S)$  of the distribution is performed, we can easily compare such an approximated distribution from the data of moments to the exact distribution, even if the computed variables are the sole moments. Finally, the variable of interest for the spray is its mass density, which corresponds to a moments of order  $3/2$ . This fractional moment is not resolved but can be calculated through the ME reconstruction of the distribution by  $\int_0^{S^{max}} S^{3/2} f_{ME}(S) dS$ . This variable will be compared with the moment of order  $3/2$  of the exact solution but also with the one obtained with another numerical method : a multi-fluid method of order two derived in [23].

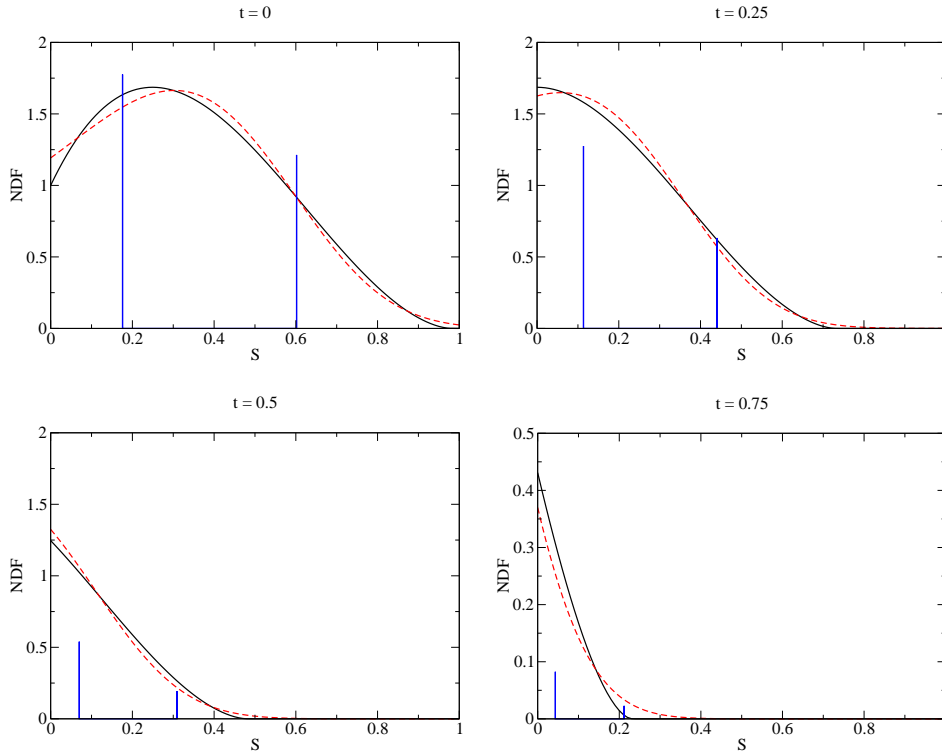


FIG. 5.1. Regular NDF (solid), ME reconstructed NDF obtained with the moments computed with the moment method with 1 section and 4 moments (dashed line) and corresponding peaks, at times  $t = 0$ ,  $t = 0.25$ ,  $t = 0.5$  and  $t = 0.75$ .

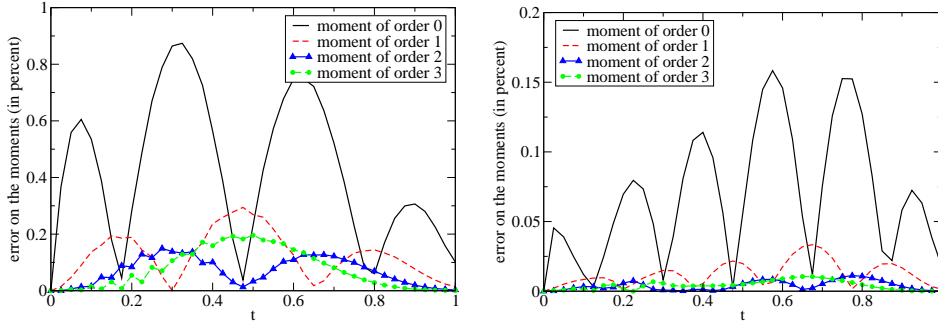


FIG. 5.2. Evolution of the error on the moments calculated with the moment method with one section (left) or two sections (right) relative to their initial value.

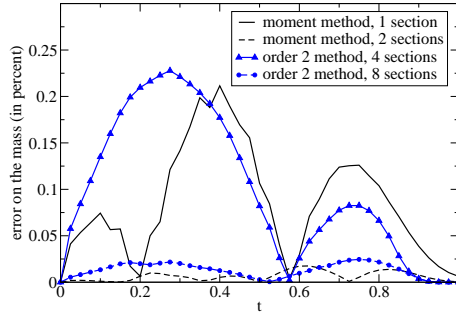


FIG. 5.3. Evolution of the error on the mass density relative to its initial value, calculated with the moment method with one or two sections and the multi-fluid method of order 2 with 4 or 8 sections.

In Fig. 5.1, one can see the evolution of the regular distribution. A simulation is also done with the scheme previously described with only 1 section and 4 moments. The time step is here  $dt = 0.025$  but it can be seen that the accuracy results do not depend of the time discretization. The ME reconstruction as well as the peaks showing the abscissas and the weights corresponding to the moments are drawn. One can see that the ME reconstruction follows very well the exact distribution, with a total evaporation at approximately the same time (see the scales of the figures). Moreover, the error on the moments is smaller than one percent of each initial moment as shown in Fig. 5.2-left. This error decreases under 0.2% of each initial moment if two sections  $[0, 1/2]$  and  $[1/2, 1]$  are used (see Fig. 5.2-right). With these two sections, the ME reconstruction can almost not be distinguished from the exact solution. Concerning the mass density, the error is smaller than 0.25% for a simulation with the moment method with 1 section and 4 moments and still ten times smaller with 2 sections, as seen in Fig. 5.3. In order to have the same level of accuracy, four sections are needed with the multi-fluid method of order two, that is to say twice more moments. Moreover, the multi-fluid method giving directly equations on moments of order  $3/2$  on each section, developed in [24], were also tested, using a constant reconstruction on each section. It can be seen that our new scheme is much accurate than this method, using a number of moments three times smaller (like in Fig. 2.1-left).

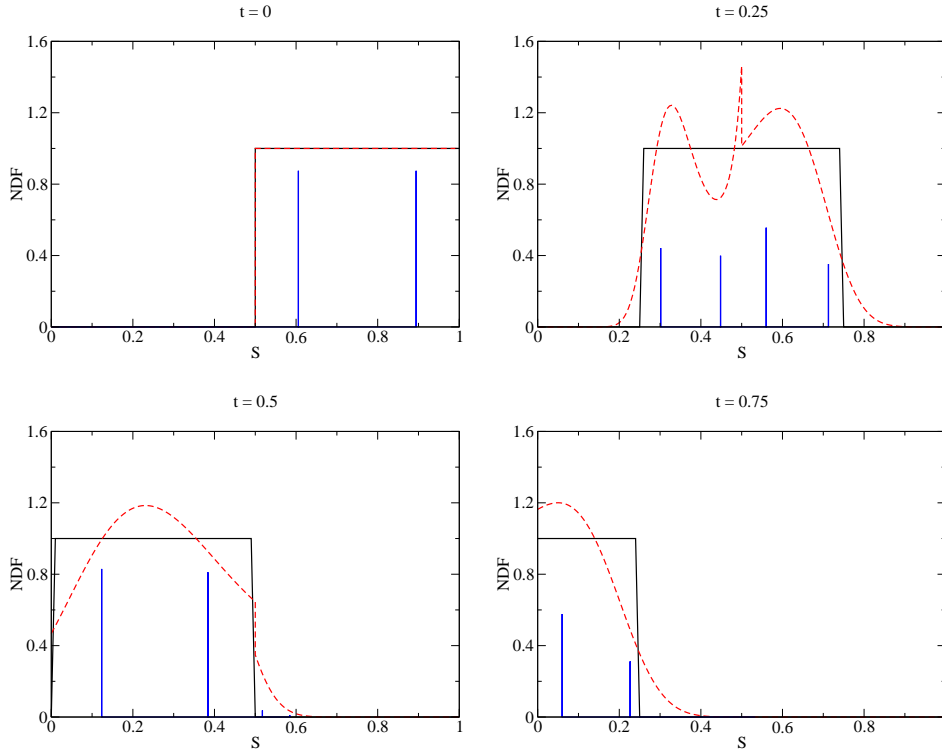


FIG. 5.4. Discontinuous NDF (solid), ME reconstructed NDF obtained with the moments computed with the moment method with 2 sections and 4 moments (dashed line) and corresponding peaks, at times  $t = 0$ ,  $t = 0.25$ ,  $t = 0.5$  and  $t = 0.75$ .

In Fig. 5.4, one can see the evolution of the discontinuous distribution. A simulation is also done with the moment method with only 2 sections and 4 moments per section. One can see that the method is still able to reproduce a good estimation of this kind of distribution but with a lower level of accuracy.

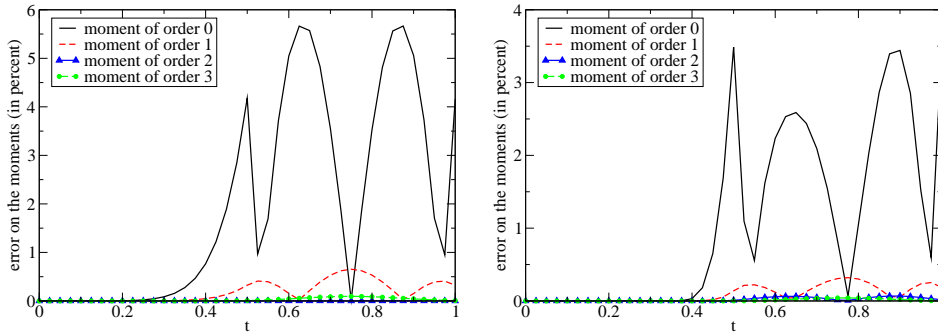


FIG. 5.5. Evolution of the error on the moments calculated with the moment method with one section (left) or two sections (right) relatively to their initial value.

However, the accuracy of the moment is good as shown in Fig. 5.5 for calculations with one or two sections. In fact, except for the moment of order 0, the accuracy

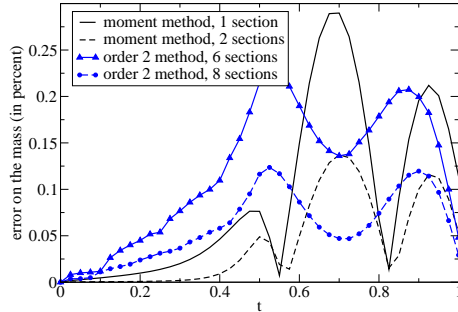


FIG. 5.6. Evolution of the error on the mass density relatively to its initial value, calculated with the moment method with one or two sections and the multi-fluid method of order 2 with 6 or 8 sections.

is even very good. But the difference between the two discretizations is not as large as for the regular case. Concerning the mass density, the error is smaller than 0.3% for a simulation with the moment method with 1 section and 4 moments and two times smaller with 2 sections, as seen in Fig. 5.3. In order to have the same level of accuracy, six sections are needed with the multi-fluid method of order two in the first case and twelve in the second case, that is to say a number of moments three of two times larger.

**6. Conclusions.** An extension of Eulerian multi-fluid method is given here in a purely evaporating case, using idea from DQMOM Methods and considering at least 4 moments of the NDF in each section instead of one in [24] or two in [23, 11]. Two difficulties are then resolved. The first one is the evaluation of disappearance rate of evaporating spray which is represented by a pointwise value of the NDF whereas the considered variables are its moments. The second one is the derivation of a scheme insuring the preserving of the moment space. This is done through a kinetic scheme whereas classical ODE solvers are unstable. The resulting scheme is shown to be very precise, with a total number of variables smaller than for the previous methods.

This work is inserted in the development of general scheme for the complete NDF equation, physical transport and transport in space phase being treated separately through splitting method [32, 5]. The total number of variable is then important for the total cost of the method since these variables have to be transported in the physical space [20].

Moreover, some extensions of our new scheme are straightforward : the extension to arbitrary evaporation laws (see Appendix B) or an evaporation law depending on droplet size (see Appendix C) represented by a discretization of this law inside sections. The ideas developed in this paper can easily be extended to two internal coordinates for example for soots, and the size phase space can also be taken to be the whole real line.

**Acknowledgments.** We would like to thank Professor R.O. Fox for several helpful discussions

### Appendix A. Resolution of the ODE system with classical methods.

The purpose of this appendix is to show the instabilities of a resolution of ODE systems of type (1.7) with classical schemes and a pointwise reconstruction. Let then use the ME reconstruction with  $N = 3$  and  $S_{\min} = 0$ ,  $S_{\max} = 1$ . If  $\mathcal{M}(t) = (m_0(t), m_1(t), m_2(t), m_3(t))$ , the system which must be solved is the following one :

$$(A.1) \quad \begin{cases} d_t m_0 = -f_{\mathcal{M}(t)}^{ME}(0) \\ d_t m_1 = -m_0 \\ d_t m_2 = -m_1 \\ d_t m_3 = -m_2 \end{cases}$$

We will thus compare the results given by some classical ODE solvers with the analytical solution of the equation (1.4). The functions that we choose as references are a smooth and a singular one given in Fig. 5.1 and Fig. 5.4 respectively.

**A.1. Explicit Runge Kutta scheme.** We use a solver based on an explicit Runge-Kutta (4,5) formula with an adaptative time step [9]. We present the results of the resolution scheme at two different times in order to illustrate the amplification of the errors generated.

For the smooth distribution, we can see in Fig. A.1-left that the ODE solution at  $t = 0.15$  becomes substantially different from the solution obtained by the reconstruction from the moments of the analytical solution. It clearly breaks down (Fig. A.1-right) at  $t = 0.2$ . The calculations give the same results, regardless of the relative tolerance (we launched resolution with tolerance of  $10^{-6}$ ,  $10^{-10}$ ,  $10^{-16}$ ). At each time step, an error is made for the evaporative flux. This error amplifies as it can be seen at the two times  $t = 0.15$  and  $t = 0.2$ , and finally the moment vector doesn't belong to the moment space any more. In other words, there is no function whose successive moments are equal to the components of the moment vector and it exemplifies the stability problem encountered in the moment method. The problem of the solver is not a problem of stiffness of the system, but a problem of preservation of the moment space, as it is explained in the next section (§ A.2).

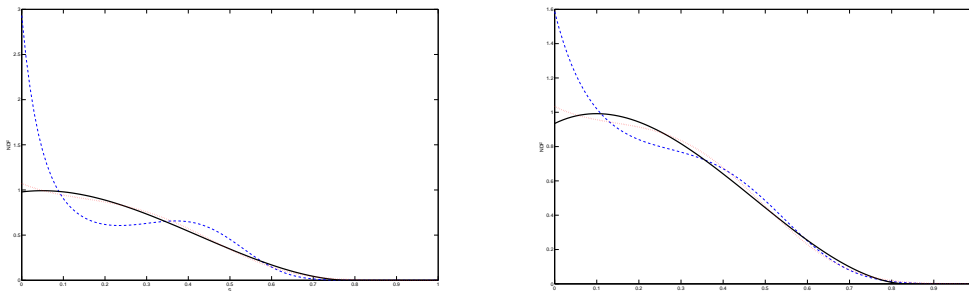


FIG. A.1. Analytical solution (solid lines), its reconstruction from its moments by maximization of entropy (dotted lines) and solution of (A.1) computed with the Runge-Kutta method for the smooth initial distribution (dashed lines), at  $t = 0.15$  (left) and  $t = 0.20$  (right).

The same conclusions hold for the singular distribution. We present the situation in Fig. A.2 at  $t = 0.6$ . Indeed when we compute the solution for a longer time, the resolution collapses.

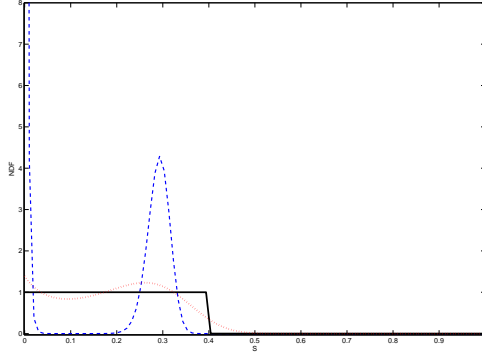


FIG. A.2. Analytical solution (solid lines), its reconstruction from its moments by maximization of entropy (dotted lines) and solution of (A.1) computed with the Runge-Kutta method for the singular initial distribution, at  $t = 0.6$ .

**A.2. Explicit Euler method.** Let us use the explicit Euler method with a fixed time step. We show that, as for the Runge-Kutta solver, the resolution breaks down, and we study now the cause of this collapse. Indeed, we see what happens for the canonical moments. As seen in § 2, the canonical moments indicate the position of the moment vector relative to the moment space boundaries. If the vector goes out of the moment space, that means that there is no function which successive moments are equal to the components of the vector, and thus no more ME reconstruction is available. The canonical moments must stay between 0 and 1.

In order to show that the resolution does lead to an improper solution regardless of the time step, we present two results obtained with three different time steps :  $dt = 0.1$  and  $dt = 0.001$ . The evolution of the canonical moments is represented to show that the collapse is due to the (negative) value of one of them.

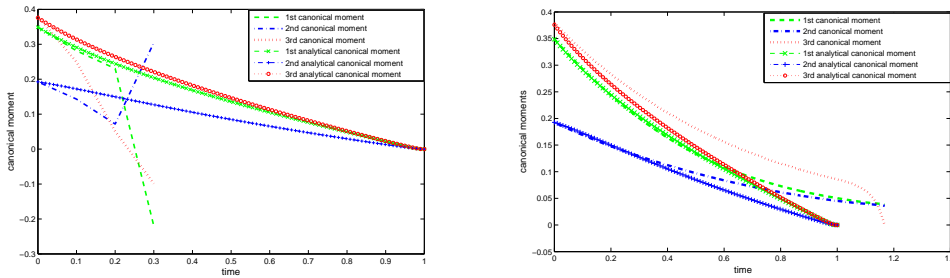


FIG. A.3. canonical moments of the Euler Explicit solution for  $dt = 0.1$  and  $dt = 0.001$  for the smooth initial distribution.

For the smooth distribution, it can be seen in Fig. A.3 the canonical moments of the analytical solution. The moment space becomes narrower and narrower as time goes on. This is due to the fact that support of the distribution decreases as time goes on. For  $dt = 0.1$ , we can notice that the resolution collapses when the third canonical moment becomes negative (Fig. A.3-left). The error made by considering the evaporative flux constant during a whole time step is too big to preserve the moment space. When we consider a time step equal to 0.001, the stop time is bigger than 1

(Fig. A.3-right), because contrary to the analytical solution where all the droplets have been evaporated, there are still droplets left in the Explicit Euler solution because of the numerical diffusion. The Explicit Euler solution sticks very well to the analytical solution. That is not amazing because the smaller the time step is, the more accurate the Explicit Euler solution is, because the error made on the evaporative flux is smaller. It must be noticed that this result is possible because the initial distribution we consider has its canonical moments quite far from the moment space boundaries. So, even if there is a small error, the moment space will be preserved for a longer time. But problems appear when there is almost no droplets left. Indeed, the moment space becomes always narrower, and there is a time when the moment space is not preserved, which is revealed by the fact that at least one canonical moment becomes negative (Fig. A.3-right). Nevertheless, one can argue that this method gives precise results, before the moment space is no more preserved. However, its cost becomes prohibitive without insuring a global stability property. Thus the scheme breeds an intrinsic error which inevitably leads to the collapse of the resolution.

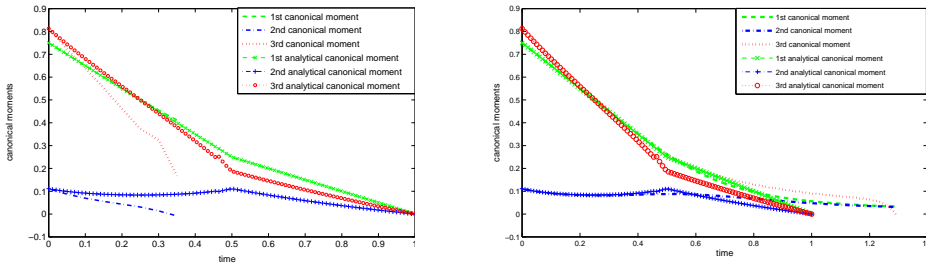


FIG. A.4. canonical moments of the Euler Explicit solution for  $dt = 0.05$  and  $dt = 0.001$  for the singular initial distribution.

We present in Fig. A.4 the canonical moments for the exact solution with the singular distribution. The conclusions are the same as the one for the smooth distribution. The smaller the time step is, the longer the space moment is preserved, but there is always a time when the errors make the moment space not preserved any more, as we can see for the time steps  $dt = 0.05$  and  $dt = 0.001$ .

The direct resolution of system (A.1) with classical ODE solvers leads then to stability problems due to the fact that the moment space is not conserved. That is why kinetic scheme is developed in § 3.

### Appendix B. Treatment of arbitrary evaporation laws.

In this Appendix, our aim is to treat a general evaporation law of the form

$$(B.1) \quad \partial_t f - \partial_\xi (\mathcal{R} f) = 0,$$

for which the form of the evaporation coefficient is given as a function of  $\xi$  in general form  $\mathcal{R} = \mathcal{R}(\xi)$ . First, we will evaluate the characteristics and show that some restrictions have to be imposed on the profile of function  $\mathcal{R}$  from both the modeling and the mathematical point of view. The key issue is the behavior near zero size.

Let us make the set of assumptions on the evaporation law. We assume that we deal with real evaporation, that is,  $\mathcal{R}(\xi) > 0$  for  $\xi > 0$  and since droplets/particles of negative size do not evaporate, we assume  $\mathcal{R}(\xi) = 0$ ,  $\xi < 0$ . Consequently, there are two cases. The first one is the case of a discontinuous evaporation coefficient,



where we assume that  $\mathcal{R}(\xi)$  is globally Lipschitz on the interval  $[0, S_{\max}]$  and admits a limit at zero size which is positive, thus yielding measure solution with a measure concentration of droplet number density at zero size. The second case, where  $\mathcal{R}(\xi)$  is globally Lipschitz on every compact subset of the interval  $[0, \xi_{\max}]$ , includes the continuous one, where  $\mathcal{R}(0) = 0$ , as well as cases with infinite values at zero size (the typical example is the equation where  $\xi$  is the radius of the droplets and  $\mathcal{R}(\xi) = \frac{cst}{8\pi\xi}$ ).

**B.1. Change of variable – characteristics.** In this context, let us consider the characteristic curves defined by

$$(B.2) \quad \frac{d\Xi}{dt} = \mathcal{R}(\Xi).$$

For any  $\xi_0 > 0$ , with the considered regularity of  $\mathcal{R}$ , they are defined for all  $t$  as long as the curve does not crosses  $\xi_0$ . We then define  $\gamma(\xi)$  a primitive of the function  $1/\mathcal{R}(\xi)$ ; it is a bijection of  $[\xi_0, \xi_{\max}]$  onto its image. We also define  $\Psi(\gamma)$ , a function such that  $f(t, \xi)d\xi$  and  $\Psi(t, \gamma)d\gamma$  define the same measure on their respective intervals; this implies that  $\Psi(t, \gamma) = \mathcal{R}(\xi) f(t, \xi)$  and

$$(B.3) \quad \partial_t \Psi - \partial_\gamma \Psi = 0.$$

We then obtain the usual transport equation (1.4). However, two key question arise, the first one concerns the behavior of the evaporation law around zero size and the second, related to the first, do the droplet disappear in finite time due to evaporation, or do their size approach zero asymptotically?

**B.2. Critical behaviors of the evaporation law near zero size.** It is clear that the disappearance in finite time of the droplet occurs if the limit of  $\mathcal{R}$  as  $\xi$  approaches zero is positive and even infinite. Assuming that the evaporation law behaves like  $a\xi^\alpha$  in the neighborhood of zero, the limiting value of  $\alpha$  is 1. For  $\alpha = 1$ , the size of one droplet approaches zero asymptotically and exponentially. For any positive  $\varepsilon$ ,  $\alpha = 1 + \varepsilon$  leads also to an asymptotical decrease towards zero, nevertheless algebraically, whereas  $\alpha = 1 - \varepsilon$  leads to a disappearance of droplets in finite time. This kind of behavior was observed already in [13]. However, the problem of the flux of droplet number at zero size has only to be treated when  $\alpha = 1 - \varepsilon$ . Consequently we restrict our study to this case. In such a case we can take  $\gamma$  as the primitive of  $1/\mathcal{R}$  which is zero at  $\xi = 0$ ; this yields a one to one correspondence between  $\xi$  and the characteristic variable  $\gamma$ , for  $\xi \in [0, \xi_{\max}]$ . Finally, the theory presented before can easily be extended to the characteristic system in the  $\Psi$  variable instead of  $f$ .

Examples :  $\mathcal{R}(\xi) = c/\xi$ ,  $\gamma = \xi^2/2$ , this is the case of the droplet radius with  $c = 1/8\pi$  and  $\gamma$  is the droplet surface.  $\varepsilon = 1/2$ ,  $a = 1$ ,  $\Xi(t) = (\Xi(0)^{1/2} - t/2)^2$  which leads to an evaporation time of 2 if the initial size is 1,  $\gamma = 2\xi^{1/2}$ .

**B.3. Regularity and “natural” variables.** A more general formulation of the kinetic equation can be written using a variable  $\phi$  for the droplets size. The NDF is then  $f^\phi(t, x, \phi, u)$ . The parameter  $\phi$  denotes for example the volume  $V$  as in [17], the surface  $S$  as in [8] or the radius  $R$  ( $f^R dR = f^S dS = f^V dV$ ). Let us assume that  $\phi = S^\beta$ . In the case of a  $d^2$  evaporation law for a purely evaporative case, the simple solution  $f^S(t, S) = f^S(0, S + t) + n^0(t)\delta(S)$  becomes for the variable  $\phi$  :

$$f^\phi(t, \phi) = \frac{(\phi^{1/\beta} + t)^{\beta-1}}{\phi^{1-1/\beta}} f^\phi(0, (\phi^{1/\beta} + t)^\beta) + n^0(t)\delta(\phi).$$

This leads to a singularity as soon as  $\beta > 1$ , like for the choice of the volume as the size variable.

### Appendix C. Evaporation rate depending on size, using a piecewise constant approximation.

Like in previous Appendix, our aim is to treat another evaporation law on the form (B.1) but with a piecewise constant coefficient  $\mathcal{R}(S)$  which can approximate a continuous but non constant law. This appears naturally when considering more realistic evaporation law like in [24], which continuously depends on droplet temperature; this temperature, continuously depending of the droplet size because of the thermal inertia, is approximated by a piecewise constant function in multi-fluid method developed there, in such a way that the evaporation rate is then also a piecewise constant function. Our goal in this Appendix is to show how this phenomena can be simulated by the algorithm developed in this article.

**C.1. Numerical solution based on moment dynamics.** In order to get a numerical solution based on the evolution of the moments, without lost of completeness, we will consider two size sections  $[0, 0.5]$  and  $[0.5, 1]$ , in which the evaporation is taken constant. So far, the method based on moment dynamics has been displayed for a case where the evaporation rate was constant all over the size interval, eventually after a change of variable (Appendix B). The algorithm presented in § 3.4 must be modified in order to preserve the moment space. Indeed, in step 3, the abscissas, initially in  $[S_{min} + t, S_{max} + t]$ , are shifted by  $-t$  so that they lie in  $[S_{min}, S_{max}]$  at the end of the algorithm. Let us take in the first section  $\mathcal{R} = -1$  and in the second section  $\mathcal{R} = -2$ . With the previous algorithm, the size abscissas would then be in  $[S_{min} + t, S_{max} + 2t]$ , so that at then end they lie in  $[S_{min}, S_{max} + t]$ . There is no guarantee that the corresponding vector of moment in  $[S_{min}, S_{max} + t]$  is a vector of moment in  $[S_{min}, S_{max}]$ .

In order to devise the algorithm to solve that problem, we do an analogy with the pressureless gaz. If we state that  $f(t, S, v) = n(t, S)\delta(\mathcal{R}(t, S) - v)$ , we can consider that  $\mathcal{R}$  is a velocity in the size phase space. If we take the  $0^{th}$  and  $1^{st}$  order moment with respect to  $\mathcal{R}$  of the kinetic transport equation, we get

$$(C.1) \quad \begin{cases} \partial_t n(t, S) + \partial_S n(t, S) \mathcal{R} = 0 \\ \partial_t n(t, S) \mathcal{R} + \partial_S n(t, S) \mathcal{R}^2 = 0 \end{cases}$$

With the intial condition that  $\mathcal{R}$  is discontinuous, this appears to be a Riemann problem for the density  $n$  and the evaporation rate  $\mathcal{R}$  (which is also a velocity). The scheme we use consists in solving a Riemann problem between each size interval and for each time step. Let us notice that the second equation of the system (C.1) is not an equation of the initial problem. The evaporation rate just depends on the size and is constant over time. The reason why we artificially transport  $\mathcal{R}$  during a time step is because the piecewise approximation on  $\mathcal{R}$  generate shocks in the scheme. If  $\mathcal{R}$  is not transported, then a shock occurs at the limit between the sections so that it is impossible to know in which section it belongs to. Moreover, it is compatible with a Lagrangian view of the droplets which goes from a section to another. Figure C.1 displays the solution in the sense of the characteristics that is computed.

The first step of the algorithm is exactly the same as for the one described in § 3.4. But contrary to the previous algorithm, we don't have to calculate two fluxes any more ( $\Psi^k(t)$  and  $\Psi^{k+1}(t)$ ), but five:

1. the evaporative flux going out of section 1 ( corresponding to  $\Psi^k(t)$ )

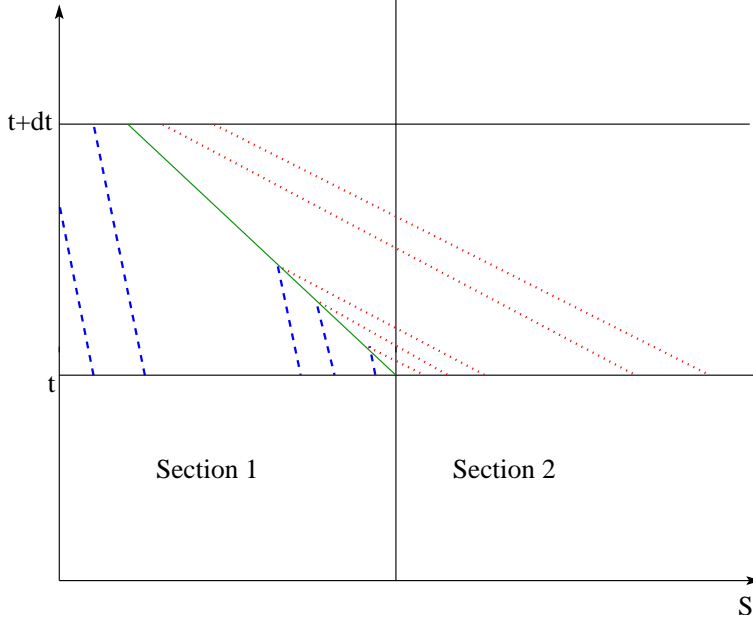


FIG. C.1. Numerical solution in the sense of characteristics. The characteristics of section 1 are represented by dashed lines and the ones of section 2 by dotted lines. The solid line stands for the  $\delta$ -shock. The characteristics close to the border enter into the shock.

2. the flux of the droplets from section 1 whose characteristics go into the  $\delta$ -shock
3. the flux resulting from the droplets from section 1 which are in the  $\delta$ -shock
4. the flux of the droplets from section 1 whose characteristics go into the  $\delta$ -shock
5. the evaporative flux entering section 1 but not going into the  $\delta$ -shock ( corresponding to  $\Psi^{k+1}(t)$ )

By adding these fluxes computing the corresponding weights and abscissas and shifting them at the correct evaporation rate, we are able to construct the solution of the Riemann problem. The velocity of the  $\delta$ -shock is given in [2]

$$(C.2) \quad u = \begin{cases} \frac{\mathcal{R}^+(0.5)(\sqrt{f^+(0.5)} + \mathcal{R}^-(0.5)\sqrt{f^-(0.5)})}{\sqrt{f^+(0.5)} + \sqrt{f^-(0.5)}} & \text{if } f^-(0.5) \neq f^+(0.5) \\ \frac{\mathcal{R}^+(0.5) + \mathcal{R}^-(0.5)}{2} & \text{if } f^-(0.5) = f^+(0.5) \end{cases}$$

**C.2. Results.** We assume here that the evaporation rate has a linear profile and writes  $\mathcal{R} = \mathcal{R}^0(1 + \alpha S)$ , with  $\mathcal{R}^0 = -0.5$  and  $\alpha = 2$ . We show now a comparison between the analytical solution and the numerical solution of equation B.1. Using the change of variable proposed in Appendix B, the solution writes :

$$(C.3) \quad f(t, S) = \frac{\mathcal{R}(\gamma^{-1}(\gamma(S) + t))}{\mathcal{R}(S)} f^0(t, \gamma^1(\gamma(S) + t))$$

where

$$(C.4) \quad \gamma(S) = \int_1^S \frac{dS'}{\mathcal{R}(S')} = \frac{1}{\alpha \mathcal{R}^0} \log \frac{1 + \alpha S}{1 + \alpha}$$

as we consider the size interval  $[0, 1]$ .

We approximate  $\mathcal{R}$  by its averaged values on each interval :  $-0.75$  on the first interval and  $-1.25$  on the second one. Figure C.2 displays the analytical and numerical number density at different times. The ME reconstruction as well as the peaks showing the abscissas and the weights are drawn. One can see that the ME reconstruction describes well the exact distribution. Figure C.3 displays the errors on the moments. The errors are smaller than 8% of each initial moment; moreover, this error is smaller than 1% for moments of order greater than one. The accuracy is lower than in the case of a uniform evaporation rate, but this is a very difficult case because the rate  $\mathcal{R}$  has a large variation and is approximated by piecewise constant function only on 2 sections. This result is quite encouraging and validates our method.

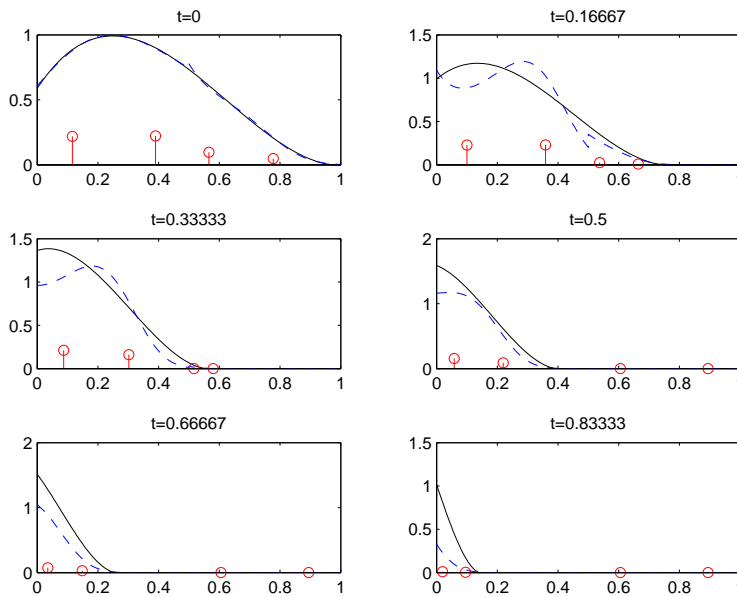


FIG. C.2. Regular NDF (solid), ME reconstructed NDF obtained with the moments computed with the moment method with discontinuous evaporation rates with 2 sections and 4 moments (dashed line), and corresponding peaks, at times  $t = 0$ ,  $t = 0.17$ ,  $t = 0.33$ ,  $t = 0.5$ ,  $t = 0.67$  and  $t = 0.83$

#### REFERENCES

- [1] G. A. BIRD, *Molecular gas dynamics and the direct simulation of gas flows*, Oxford Science Publications, 42 (1994).
- [2] F. BOUCHUT, *On zero pressure gas dynamics*, in *Advances in kinetic theory and computing*, World Sci. Publishing, River Edge, NJ, 1994, pp. 171–190.
- [3] F. BOUCHUT AND F. JAMES, *One-dimensional transport equations with discontinuous coefficients*, *Nonlinear Anal.*, 32 (1998), pp. 891–933.
- [4] S. BOVE, T. SOLBERG, AND HJERTAGER B.H., *A novel algorithm for solving population balance equations: the parallel parent and daughter classes. derivation, analysis and testing*, *Chemical Engineering Science*, 60 (2005), pp. 1449–1464.
- [5] S. DE CHAISEMARTIN, F. LAURENT, M. MASSOT, AND J. REVEILLON, *Evaluation of eulerian multi-fluid versus lagrangian methods for ejection of polydisperse evaporating sprays*

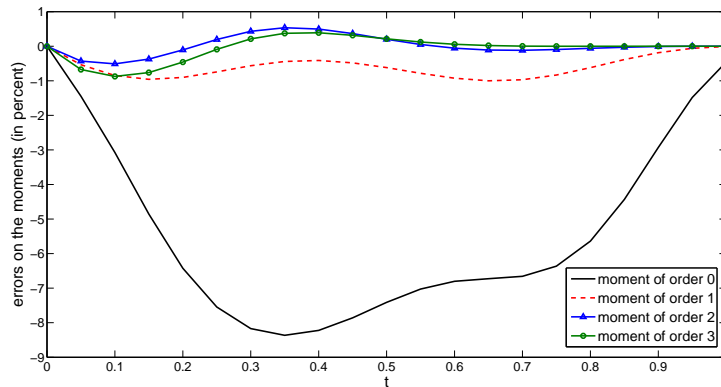


FIG. C.3. Evolution of the errors on the moments calculated with the moment method with discontinuous evaporation rates, with 2 sections

- by vortices, *Journal of Computational Physics*, (2007). Submitted, available on HAL : <http://hal.archives-ouvertes.fr/hal-00169721/>.
- [6] S. DE CHAISEMARTIN, F. LAURENT, M. MASSOT, AND J. REVEILLON, *Evaluation of Eulerian Multi-Fluid versus Lagrangian methods for the ejection of polydisperse evaporating sprays by vortices*, in *Proceedings of the International Conference on Multiphase Flows*, Leipzig, 2007.
- [7] H. DETTE AND W. J. STUDDEN, *The theory of canonical moments with applications in statistics, probability, and analysis*, Wiley Series in Probability and Statistics: Applied Probability and Statistics, John Wiley & Sons Inc., New York, 1997. , A Wiley-Interscience Publication.
- [8] K. DOMELEVO, *The kinetic sectional approach for noncolliding evaporating sprays*, *Atomization and Sprays*, 11 (2001), pp. 291–303.
- [9] J. R. DORMAND AND P. J. PRINCE, *A family of embedded Runge-Kutta formulae*, *J. Comput. Appl. Math.*, 6 (1980), pp. 19–26.
- [10] G. DUFOUR, *Modélisation multi-fluide eulérienne pour les écoulements diphasiques à inclusions dispersées*, PhD thesis, Université Paul Sabatier Toulouse III, 2005.
- [11] G. DUFOUR AND P. VILLEDIEU, *A second-order multi-fluid model for evaporating sprays*, *M2AN Math. Model. Numer. Anal.*, 39 (2005), pp. 931–963.
- [12] J. K. DUKOWICZ, *A particle-fluid numerical model for liquid sprays*, *J. Comput. Phys.*, 35 (1980), pp. 229–253.
- [13] R. O. FOX, F. LAURENT, AND M. MASSOT, *Numerical simulation of spray coalescence in an eulerian framework: direct quadrature method of moments and multi-fluid method*, *Journal of Computational Physics*, 227 (2008), pp. 3058–3088.
- [14] R. O. FOX AND D. MARCHISIO, *Multiphase Reacting Flows: Modelling and Simulation*, CISM Courses and Lectures, Springer Verlag, Udine Italy, 2007.
- [15] L. FRÉRET, C. LACOUR, S. DE CHAISEMARTIN, S. DUCRUIX, D. DUROUX, F. LAURENT, AND M. MASSOT, *Pulsated free jets with polydisperse spray injection : Experiments and numerical simulations*, in *Proceedings of the Combustion Institute*, 2009.
- [16] J.B. GREENBERG, D. ALBAGLI, AND Y. TAMBOUR, *An opposed jet quasi-monodisperse spray diffusion flame*, *Combust. Sci. Technol.*, 50 (1986), pp. 255–270.
- [17] J.B. GREENBERG, I. SILVERMAN, AND Y. TAMBOUR, *On the origin of spray sectional conservation equations*, *Combustion and Flame*, 93 (1993), pp. 90–96.
- [18] R. J. HALL, M. D. SMOOKE, AND M. B. COLKET, *Predictions of soot dynamics in opposed jet diffusion flames, a tribute to irvin glassman*, in *Physical and Chemical Aspects of Combustion*, Gordon and Breach Science Publishers, 1997, ch. 8, pp. 189–230.
- [19] J. HYLKEMA, *Modélisation cinétique et simulation numérique d'un brouillard dense de gouttelettes. Application aux propulseurs à poudre*, PhD thesis, ENSAE, 1999.
- [20] D. KAH, S. DE CHAISEMARTIN, L. FRÉRET, F. LAURENT, AND M. MASSOT, *Transport in physical space of moment vectors for evaporating sprays : high order numerical schemes preserving the structure of moment space*. in preparation.
- [21] MARGARITIS KOSTOGLIOU, *Extended cell average technique for the solution of coagulation equation*, *Journal of Colloid and Interface Science*, 306 (2007), pp. 143–160.

- [22] F. LAURENT, *Analyse numérique d'une méthode multi-fluide Eulérienne pour la description de sprays qui s'évaporent*, C. R. Math. Acad. Sci. Paris, 334 (2002), pp. 417–422.
- [23] ———, *Numerical analysis of Eulerian multi-fluid models in the context of kinetic formulations for dilute evaporating sprays*, M2AN Math. Model. Numer. Anal., 40 (2006), pp. 431–468.
- [24] F. LAURENT AND M. MASSOT, *Multi-fluid modeling of laminar poly-dispersed spray flames: origin, assumptions and comparison of the sectional and sampling methods*, Combust. Theory and Modelling, 5 (2001), pp. 537–572.
- [25] F. LAURENT, M. MASSOT, AND P. VILLEDIEU, *Eulerian multi-fluid modeling for the numerical simulation of coalescence in polydisperse dense liquid sprays*, J. Comput. Phys., 194 (2004), pp. 505–543.
- [26] R. J. LEVEQUE, *Numerical methods for conservation laws*, Birkhäuser Verlag, Basel, second ed., 1992.
- [27] ———, *Finite volume methods for hyperbolic problems*, Cambridge Texts in Applied Mathematics, Cambridge University Press, Cambridge, 2002.
- [28] D. L. MARCHISIO AND R. O. FOX, *Solution of population balance equations using the direct quadrature method of moments*, Journal of Aerosol Science, 36 (2005), pp. 43–73.
- [29] D. L. MARCHISIO, R. D. VIGIL, AND R. O. FOX, *Quadrature method of moments for aggregation-breakage processes*, Journal of Colloid and Interface Science, 258 (2003), pp. 322–334.
- [30] M. MASSOT, in "Multiphase Reacting Flows: Modelling and Simulation", Udine, July 2006, CISM Courses and Lectures, Springer Wien, R.O. Fox et D. Marchisio Eds., 2007, ch. "Eulerian multi-fluid models for polydisperse evaporating sprays".
- [31] M. MASSOT, M. KUMAR, A. GOMEZ, AND M. D. SMOOKE, *Counterflow spray diffusion flames of heptane: computations and experiments*, in Proceedings of the 27th Symp. (International) on Combustion, The Comb. Institute, 1998, pp. 1975–1983.
- [32] M. MASSOT, F. LAURENT, AND S. DE CHAISEMARTIN, *Eulerian Multi-fluid method for the numerical simulation of evaporating polydisperse sprays : modelling and numerical issues in multi-dimensional configurations*, in Proceedings of the International Conference on Multiphase Flows, Leipzig, 2007.
- [33] R. MCGRAW, *Description of aerosol dynamics by the quadrature method of moments*, Aerosol Science and Technology, 27 (1997), pp. 255–265.
- [34] L. R. MEAD AND N. PAPANICOLAOU, *Maximum entropy in the problem of moments*, J. Math. Phys., 25 (1984), pp. 2404–2417.
- [35] J.-B. MOSSA, *Extension polydisperse pour la description euler-euler des écoulements diphasiques réactifs - TH/CFD/05/74*, PhD thesis, Institut National Polytechnique de Toulouse, 2005.
- [36] B. PERTHAME, *Kinetic formulation of conservation laws*, vol. 21 of Oxford Lecture Series in Mathematics and its Applications, Oxford University Press, Oxford, 2002.
- [37] W. H. PRESS, S. A. TEUKOLSKY, W. T. VETTERLING, AND B. P. FLANNERY, *Numerical Recipes in Fortran 77*, Cambridge: Cambridge University Press, 1992.
- [38] D. RAMKRISHNA AND A. G. FREDRICKSON, *Population Balances: Theory and Applications to Particulate Systems in Engineering*, Academic Press, 2000.
- [39] A. TAGLIANI, *Hausdorff moment problem and maximum entropy: a unified approach*, Appl. Math. Comput., 105 (1999), pp. 291–305.
- [40] MARCO VANNI, *Approximate population balance equations for aggregation-breakage processes*, Journal of Colloid and Interface Science, 221 (2000), pp. 143–160.
- [41] F. A. WILLIAMS, *Spray combustion and atomization*, Phys. Fluids, 1 (1958), pp. 541–545.
- [42] D. L. WRIGHT, R. MCGRAW, AND D. E. ROSNER, *Bivariate extension of the quadrature method of moments for modeling simultaneous coagulation and sintering of particle populations*, J. of Colloid and Interface Sci., 236 (2001), pp. 242–251.
- [43] A. ZUCCA, D.L. MARCHISIO, A.A. BARRESI, AND R.O. FOX, *Implementation of the population balance equation in cfd codes for modelling soot formation in turbulent flames*, Chemical Engineering Science, 61 (2006).