



Phosphate availability and the ultimate control of new nitrogen input by nitrogen fixation in the tropical Pacific Ocean

T. Moutin, D. M. Karl, S. Duhamel, P. Rimmelin, Patrick Raimbault, B. A. S. van Mooy, Hervé Claustre

► To cite this version:

T. Moutin, D. M. Karl, S. Duhamel, P. Rimmelin, Patrick Raimbault, et al.. Phosphate availability and the ultimate control of new nitrogen input by nitrogen fixation in the tropical Pacific Ocean. Biogeosciences Discussions, 2007, 4 (4), pp.2407-2440. hal-00330253

HAL Id: hal-00330253

<https://hal.science/hal-00330253>

Submitted on 18 Jun 2008

HAL is a multi-disciplinary open access archive for the deposit and dissemination of scientific research documents, whether they are published or not. The documents may come from teaching and research institutions in France or abroad, or from public or private research centers.

L'archive ouverte pluridisciplinaire **HAL**, est destinée au dépôt et à la diffusion de documents scientifiques de niveau recherche, publiés ou non, émanant des établissements d'enseignement et de recherche français ou étrangers, des laboratoires publics ou privés.

Biogeosciences Discussions is the access reviewed discussion forum of *Biogeosciences*

Phosphate availability and the ultimate control of new nitrogen input by nitrogen fixation in the tropical Pacific Ocean

**T. Moutin¹, D. M. Karl², S. Duhamel¹, P. Rimmelin¹, P. Raimbault¹,
B. A. S. Van Mooy³, and H. Claustre⁴**

¹Laboratoire d'Océanographie et de Biogéochimie, UMR-CNRS 6535, Campus de Luminy, 13288 Marseille Cedex 09, France

²Department of Oceanography, University of Hawaii, Honolulu, HI 96822, USA

³Department of Marine Chemistry and Geochemistry, Woods Hole Oceanographic Institution, MA 02543, USA

⁴Laboratoire d'Océanographie de Villefranche, CNRS-INSU and UPMC, BP 08, 06238 Villefranche-sur-mer, France

Received: 19 July 2007 – Accepted: 19 July 2007 – Published: 26 July 2007

Correspondence to: T. Moutin (thierry.moutin@univmed.fr)

BGD

4, 2407–2440, 2007

**Phosphate
availability & N₂
fixation in the tropical
Pacific**

T. Moutin et al.

Title Page

Abstract

Introduction

Conclusions

References

Tables

Figures

◀

▶

◀

▶

Back

Close

Full Screen / Esc

Printer-friendly Version

Interactive Discussion

Abstract

Due to the low atmospheric input of phosphate into the open ocean, it is one of the key nutrients that could ultimately control primary production and carbon export into the deep ocean. The observed trend over the last 20 years, has shown a decrease in the dissolved inorganic phosphate (DIP) pool in the North Pacific gyre, which has been correlated to the increase in di-nitrogen (N_2) fixation rates. Following a NW-SE transect, in the Southeast Pacific during the early austral summer (BIOSOPE cruise), we present data on DIP, dissolved organic phosphate (DOP), and particulate phosphate (PP) pools and DIP turnover times (T_{DIP}) along with N_2 fixation rates. We observed a decrease in DIP concentration from the edges to the centre of the gyre. Nevertheless the DIP concentrations remained above 100 nmol L^{-1} and T_{DIP} were more than a month in the centre of the gyre: DIP availability remained largely above the level required for phosphate limitation. This contrasts with recent observations in the western Pacific Ocean at the same latitude (DIAPALIS cruises) where lower DIP concentrations ($<20 \text{ nmol L}^{-1}$) and $T_{DIP} < 50 \text{ h}$ were measured during the summer season. During the BIOSOPE cruise, N_2 fixation rates were higher within the cold water upwelling near the Chilean coast. This observation contrasts with recently obtained model output for N_2 fixation distribution in the South Pacific area and emphasises the importance of studying the main factors controlling this process. The South Pacific gyre can be considered a High P Low Chlorophyll (HPLC) oligotrophic area, which could potentially support high N_2 fixation rates, and possibly carbon dioxide sequestration, if the primary eco-physiological controls, temperature and/or iron availability, were alleviated.

1 Introduction

New nitrogen (N) input by N_2 fixation has been recognized as a significant process influencing global oceanic productivity and the associated carbon fluxes (Karl et al., 1997; Falkowski, 1997). It is the primary process responsible for the input of N-containing

BGD

4, 2407–2440, 2007

Phosphate availability & N_2 fixation in the tropical Pacific

T. Moutin et al.

Title Page

Abstract

Introduction

Conclusions

References

Tables

Figures

◀

▶

◀

▶

Back

Close

Full Screen / Esc

Printer-friendly Version

Interactive Discussion

compounds into the sea (Codispoti et al., 2001; Capone and Knapp, 2007) and can decouple N from other bioelement cycles which depend on ocean mixing; this decoupling has potentially important biogeochemical implications (Gruber, 2004; Karl, 2007). This input largely depends on the biomass of N₂ fixing organisms, which in turn depends on factors such as temperature (Capone et al., 1997; Staal et al., 2003; Breitbarth et al., 2007), iron (Falkowski, 1997; Kustka et al., 2002; Fu and Bell, 2003) and P availability (Karl et al., 1997; Sanudo-Wilhelmy et al., 2001; Moutin et al., 2005; Karl et al., 2007) and even on the carbon dioxide concentration in areas where light and nutrients, such as P or iron (Fe), are not limiting (Levitani et al., 2007). These factors are affected by human activity (increase in temperature, nutrient input by rivers and atmospheric Fe input), so the input of N, via N₂ fixation, may change over time. Indeed, Karl et al. (1997) have observed an increase in diazotrophic populations at the ALOHA station, in the Subtropical North Pacific gyre, along with a decrease in soluble reactive P (SRP which is equivalent to DIP in our study) and an apparent shift from N limitation to P limitation (Karl et al., 2001). A major result from the ALOHA station has been the discovery of a 17 year drawdown for DIP and particulate P (PP), which is consistent with enhanced new production by N₂ fixation (Karl, 2007).

P availability is a crucial factor in controlling the process of N₂ fixation. It has long been considered, by “geochemists”, as the ultimate factor controlling primary production in the global ocean (Redfield et al., 1963; Tyrrell, 1999). Contrary to N, there is no atmospheric reservoir of P so there is no alternative source when P runs out. Furthermore, P availability in the open ocean is probably less affected by human activity. P coming into the sea is mainly of river origin (Broecker and Peng, 1982). Here levels of P are also increasing (Meybeck, 1993; Moutin et al., 1998), however, due to its rapid consumption by biological or chemical processes in estuaries (Lucotte and Danglejan, 1988; Golterman and de Oude, 1991), P input by rivers, may have little impact on a global scale, at least over a decadal time scale. Most P is trapped in the superficial sediment (Van Den Broeck and Moutin, 2002; Paytan and McLaughlin, 2007) and may only have local impact. Thus, it is necessary to determine the current P availability in

BGD

4, 2407–2440, 2007

Phosphate availability & N₂ fixation in the tropical Pacific

T. Moutin et al.

Title Page

Abstract

Introduction

Conclusions

References

Tables

Figures

◀

▶

◀

▶

Back

Close

Full Screen / Esc

Printer-friendly Version

Interactive Discussion

the open ocean to determine its role in the control of N_2 fixation, at the present time and in the near future.

We studied N_2 fixation, P pools and subsequent nutrient availability for planktonic species, following a NW-SE transect in the South Pacific Ocean during November–December 2004 (BIO SOPE cruise). N_2 fixation, DIP, DOP and PP pools were measured together with DIP turnover times in the upper water column. Data from this cruise, particularly from the central gyre, which is one of the least studied major oceanic entities of the world's ocean, is compared with data obtained from the North Pacific gyre at the ALOHA station and a station in the South Western Pacific, where blooms of the N_2 fixing cyanobacterium *Trichodesmium*, are frequently observed (Dupouy et al., 2000). The recently described unicellular cyanobacteria (Zehr et al., 2001, 2007) further emphasises the importance of the N_2 fixation process in the budget of new N. Nevertheless, current estimates suggest that *Trichodesmium* may be two- to threefold more abundant than previously reported and may account for the missing sink of ~ 90 Tg N required to support the observed new production in the ocean (Davis and McGillicuddy, 2006; Levitan et al., 2007) and confirms the prevalent role of *Trichodesmium* previously reported “in the oligotrophic ocean” (Capone et al., 1997). We consider the current understanding of the factors controlling N_2 fixing organism biomass and the most probable temporal evolution of these factors, and then discuss the predictable changes that may occur in N_2 fixation and DIP availability in the South equatorial Pacific.

2 Methods

2.1 Station locations, cruises, chronology and sample collection

The BIO SOPE cruise was carried out during November–December 2004 from the Marquesas Islands to the Chilean coast (Fig. 1). We sampled water along a 6000 km transect and the clearest ocean waters, near Easter Island (Morel et al., 2007) inside the South East Pacific gyre suggested to be the most oligotrophic and stable water body

BGD

4, 2407–2440, 2007

Phosphate availability & N_2 fixation in the tropical Pacific

T. Moutin et al.

Title Page

Abstract

Introduction

Conclusions

References

Tables

Figures

◀

▶

◀

▶

Back

Close

Full Screen / Esc

Printer-friendly Version

Interactive Discussion

on the basis of remotely sensed ocean color (Claustre and Maritorena, 2003). All samples were collected from a CTD rosette fitted with 20, 12-L Niskin bottles equipped with silicone rubber closures and tubing that had been carefully cleaned to avoid introducing toxic metals during sampling. Following water collection, samples were processed within 1 h.

Data from the central station, inside the South Pacific gyre (S-gyre station), are compared with data obtained from the DIAPALIS cruises, at the chenel des Loyauté station (SW station) in 2002–2003, and data from the ALOHA station (N-gyre station) in the North Pacific in 2000–2001 (Table 1 and Fig. 1).

2.2 Analytical methods

2.2.1 N₂ fixation

One mL of ¹⁵N₂ gas (99% ¹⁵N₂ EURISOTOP) was introduced to each 0.6 L polycarbonate bottle through a Teflon-lined butyl rubber septum using a gas-tight syringe, following the protocol of Montoya et al. (1996). Following 24 h incubations, the samples were filtered under low vacuum (100 mm Hg) through precombusted (24 h at 450°C) 25-mm GF/F filters and dried at 60°C. Filters were stored in a desiccator until processed. Determination of ¹⁵N enrichments were performed using an Integra-CN PDZ EUROPA mass spectrometer. We have considered a background natural abundance, determined on 8 unlabelled samples, of 0.367±0.007%. Only excess enrichments higher than two times the standard deviation (0.014% for N) were considered significant. As we worked with low levels of particulate N (PN), we have calibrated the spectrometer using the same conditions as for PN and the quality of the analysis was tested with standard molecules (glycine). Based on the lowest N level determined by our mass spectrometer (0.2 μmol), the detection limit for N₂ fixation was 0.12 nmol L⁻¹ d⁻¹. N₂ fixation rates (nmol L⁻¹ d⁻¹) were computed from an equation based on final PN (Dugdale and Wilkerson, 1986).

BGD

4, 2407–2440, 2007

Phosphate availability & N₂ fixation in the tropical Pacific

T. Moutin et al.

Title Page

Abstract

Introduction

Conclusions

References

Tables

Figures

◀

▶

◀

▶

Back

Close

Full Screen / Esc

Printer-friendly Version

Interactive Discussion

2.2.2 P pools

Total P (TP) in seawater samples may be separated in three pools: the Dissolved Inorganic P (DIP) pool, the Dissolved Organic P (DOP) pool and the Particulate P (PP) pool.

5 The DIP pool was estimated on board using the molybdenum blue reaction (Strickland and Parsons, 1972), on 50 mL samples, using a 10 cm length-cuvette in a spectrophotometer (Cecil CE 1011), at 880 nm, following 30 min reaction time. Concentra-
tions were expressed in nmol L^{-1} . The lower limit of detection for DIP by this method
was 20 nmol L^{-1} . The new MAGIC 25 procedure (Rimmelin and Moutin, 2005) was
10 also conducted on triplicate samples at the S-gyre station to determine DIP concentra-
tion (detection limit = $0.8 \pm 0.5 \text{ nmol L}^{-1}$) and the arsenate concentration. The arsenate
concentration was 10.8 nmol L^{-1} ($\text{sd}=8.6$, $n=21$). Because it is lower than the detection
limit of the Strickland and Parsons (1972) procedure to measure DIP and not constant
(relatively high standard deviation), no arsenate correction was taken into account for
15 this measurement.

The PP pool was determined by the filtration of 1-L samples through polycarbon-
ate filters ($0.2 \mu\text{m}$; 47 mm). PP was measured by standard DIP analysis, at 880 nm,
following high temperature persulfate wet-oxidation at 120°C and 1 bar (Pujopay and
Raimbault, 1994) which converts all inorganic and organic non-reactive P compounds
20 to DIP.

Total P (TP) was estimated on 40 mL duplicate samples of seawater, using the
same high-temperature persulfate wet-oxidation pre-treatment as for PP. DIP was then
analysed as previously described. The measurement of DOP in seawater requires
simultaneous measurements of DIP and TP. DOP was assumed to be equal to $([\text{TP}]-$
25 $[\text{DIP}+\text{PP}])$. The precision and accuracy of the DOP estimates decreased with increas-
ing depth, as DIP concentrations became the dominant component in the total dis-
solved nutrient pools.

BGD

4, 2407–2440, 2007

Phosphate availability & N_2 fixation in the tropical Pacific

T. Moutin et al.

Title Page

Abstract

Introduction

Conclusions

References

Tables

Figures

◀

▶

◀

▶

Back

Close

Full Screen / Esc

Printer-friendly Version

Interactive Discussion

2.2.3 Turnover times of DIP

The DIP turnover time (T_{DIP}) corresponds to the ratio of DIP concentration to DIP uptake. Thingstad et al. (1993) derived the following relationship for T_{DIP} : $r(t) = 1 - e^{-t/T}$, where r is the fraction of added radioactivity absorbed, t the incubation time and T the turnover time. This equation has been rearranged in order to give a direct calculation for turnover time: $T = -t / \ln(1 - R(t))$ where $R(t) = (R_f - R_b) / R_t$, R_f , the radioactivity on the filter, R_b , the radioactivity of the blank, and R_t , total tracer added. T_{DIP} was determined using ^{33}P tracer (H_3PO_4 in dilute hydrochloric acid; Amersham BF 1003; specific activity $>3000 \text{ Ci mmol}^{-1}$). The working solution of ^{33}P -DIP was prepared by diluting the tracer in Milli-Q water filtered on pre-washed $0.2 \mu\text{m}$ filters, immediately before use. 300 mL of seawater was dispensed into acid-washed, Milli-Q and sample rinsed polycarbonate bottles, and incubated with $25 \mu\text{Ci}$ carrier-free $^{33}\text{PO}_4$ of working solution to give a total activity of $0.08 \mu\text{Ci mL}^{-1}$. Less than 0.03 nmol L^{-1} of P was added to each sample. The bottles were then placed in an on-deck incubator and maintained at constant temperature using a continuous circulation of surface seawater, at 50, 25, 15, 7, 3 and 1% incident light. The same protocol was used for duplicate 300 mL samples where $300 \mu\text{L HgCl}_2$ (20 g L^{-1}) had been added as a control for non-biological uptake. Incubations were stopped by the addition of $600 \mu\text{L}$ of non-radioactive KH_2PO_4 (10 mmol L^{-1}). The optimal incubation time (4 to 5 h) was determined from a prior time-series experiment. Ideally, sample counts should be at least 10 times greater than the blanks, less than 10% of the radioactivity in the samples should be consumed, and incubations should not exceed several hours in order to minimize the increase in bacterial production caused by confinement (Van Wambeke et al., 2007¹). DIP turnover time was measured in 50 mL duplicate sub-samples from each bottle. Filtrations were carried out on 25 mm polycarbonate filters ($0.2 \mu\text{m}$), placed on

¹Van Wambeke, F., Obernosterer, I., Moutin, T., Duhamel, S., Ulloa, O., and Claustre, H.: Heterotrophic bacterial production in the South East Pacific, Biogeosciences Discuss., submitted, 2007.

BGD

4, 2407–2440, 2007

Phosphate availability & N_2 fixation in the tropical Pacific

T. Moutin et al.

Title Page

Abstract

Introduction

Conclusions

References

Tables

Figures

◀

▶

◀

▶

Back

Close

Full Screen / Esc

Printer-friendly Version

Interactive Discussion

EGU

DIP-saturated support GF/F filters, using a low-vacuum pressure <0.2 bars. Filters were not washed with filtered seawater at the end of the filtration, but pressure was briefly increased to 0.6 bars, to remove non cellular radioactivity from the filter. Filters were then placed in low-potassium 6 mL glass scintillation vials (Wheaton) with 6 mL of scintillation liquid (Ultima gold MV, Packard) and the radioactivity of the filters measured using a scintillation counter Packard Tri-Carb[®] 2100TR. Initial radioactivity was measured on 5 replicates of 5 μL of working solution in parallel of each experiment to verify the amount of ^{33}P added to each sample.

2.2.4 Labile DOP

We used the Strickland and Parsons (1972) procedure to measure the labile DOP within the gyre. This pool was assumed to be mainly composed by P monoesters and thus, to be easily hydrolysed by alkaline phosphatase. At each station from the NW edge to the centre of the gyre, a 50 mL triplicate surface (50% of incident light depth) sample was incubated with 1 mL of a fresh and pure solution of *Escherichia coli* alkaline phosphatase (Sigma P-4252, 0.2 U mL^{-1}) and 1 mL of Tris buffer solution 0.5 M ($\text{pH}=8$). After 2 h of incubation at 30°C , the DIP concentration was measured. Another triplicate of surface sample was processed in parallel in order to determine the initial DIP concentration. The labile DOP concentration is the difference between these two measurements. For each series of measurements, a blank sample was processed as well as a control with $1 \mu\text{mol L}^{-1}$ of a glucose-6-phosphate solution in order to confirm enzymatic efficiency.

2.2.5 Excess DIP relative to nitrate concentration

Ambient nitrate + nitrite and nitrite were immediately measured after collection by directly pumping with the Technicon AutoAnalyzer in the sampling polyethylene bottle. Nitrate and nitrite concentrations in the nanomolar range (lower detection, 3 nmol L^{-1}) were obtained from a sensitive method according to Raimbault et al. (1990). For sub-

BGD

4, 2407–2440, 2007

Phosphate availability & N_2 fixation in the tropical Pacific

T. Moutin et al.

Title Page

Abstract

Introduction

Conclusions

References

Tables

Figures

◀

▶

◀

▶

Back

Close

Full Screen / Esc

Printer-friendly Version

Interactive Discussion

micromolar concentrations, the classical Technicon AutoAnalyser method was used (Tréguer and LeCorre, 1975). The recently defined variable P^* (Deutsch et al., 2007) was calculated: $P^*=[PO_4]-[NO_3]/rr$ (rr = Redfield ratio = 16), $[PO_4]=DIP$ in this study.

3 Results

3.1 P pools and DIP turnover times in the South Pacific gyre

3.1.1 Spatial distribution

DIP, DOP and PP concentrations in surface waters were highest near the Marquesas Islands and near the Chilean coast (Figs. 2a, b, c). For the 3 distinct pools, there is a clear decrease in concentration from the edge to the centre of the gyre, reaching minimum values of 120 and 150 nmol L⁻¹ for the DIP and DOP pools respectively, and less than 10 nmol L⁻¹ for PP. Duhamel et al. (2007) have argued that the PP pool is mainly associated with living biomass in the centre of the gyre. Values of PP less than 10 nmol L⁻¹ were measured, which suggests extremely low biomass (Duhamel et al., 2007). In the upper layer from the edge to the centre of the gyre, the decreases in concentrations of DIP and PP are approximately an order of magnitude compared to a factor of 2.5 for the DOP pools. The DIP/DOP concentration ratio is close to one in the centre of the gyre. The labile DOP concentrations (P monoesters) inside the gyre at 5 meter depth were 4.7 nmol L⁻¹ (sd=15.0, n=8), i.e. close or below the detection limit of 20 nmol L⁻¹. DIP turnover times varied from several days on the edge, to around 200 days in the gyre (Fig. 2e). Higher P^* values were observed near the Chilean coast under a 100 m depth (~1000 nmol L⁻¹) and close to the Marquesas Islands (~500 nmol L⁻¹). Values of less than 200 nmol L⁻¹ were observed in the centre of the South Pacific gyre (Fig. 2f) where the nitrate concentrations became <3 nmol l⁻¹ (Fig. 2d).

3.1.2 Vertical depth profile inside the gyre (S-gyre station)

DIP concentrations are homogeneous having a mean value of $127.0 \text{ nmol L}^{-1}$ ($\text{sd}=7.1$, $n=42$) in the surface waters (0–150 m) and increasing with depth below 150 m (Fig. 3b) at the S-gyre station. The DIP concentration versus depth gradient between 150 and 250 m is $3.5 \mu\text{mol m}^{-4}$. DIP concentrations in surface waters are above the detection limits of the standard method (Strickland and Parsons, 1972). No significant difference was observed with the high sensitivity MAGIC 25 method (Rimmelin and Moutin, 2005) thus enabling us to validate our detailed protocol for a 25 times MAGIC pre-concentration procedure. DIP turnover times are homogeneous with a mean value of 273 days ($\text{sd}=29$, $n=21$) in surface waters (Fig. 3h).

DOP concentrations are highest in near surface waters with a mean value of $175.5 \text{ nmol L}^{-1}$ ($\text{sd}=9.2$, $n=21$) and decrease with increasing water depth (Fig. 3f). DOP dominates in the surface water, accounting for 58% of the total dissolved P pool. DIP becomes the dominant component of the total dissolved pool below 150 m. The mean DOP concentration from duplicate deep water samples (600–2000 m) is 61.0 nmol L^{-1} ($\text{sd}=16.5$, $n=8$). PP concentrations follow the same pattern as DOP concentrations with a mean value of 9.3 nmol L^{-1} ($\text{sd}=1.5$, $n=6$) in surface waters decreasing as water depth increased (Fig. 3g). Values below 200 m were similar to the mean concentration from duplicate deep water samples (600–2000 m) of 1.0 nmol L^{-1} ($\text{sd}=0.3$, $n=8$).

3.1.3 Comparison with depth profiles from the SW and N-gyre Pacific stations

Trends with depth similar to those at the S-gyre station are observed for DIP, DOP and PP at the SW (Figs. 3a, b, c) and N-gyre (Figs. 3i, j, k) stations; the only exception is the sharp decrease in DIP concentration, observed in the SW station (Fig. 3a), during the summer period. The average decrease in DIP concentration between austral winter and austral summer in the upper 40 m of the water column was 35 nmol L^{-1} at the SW station. This difference corresponds to a minimum value as DIP concentration was

BGD

4, 2407–2440, 2007

Phosphate availability & N_2 fixation in the tropical Pacific

T. Moutin et al.

Title Page

Abstract

Introduction

Conclusions

References

Tables

Figures

◀

▶

◀

▶

Back

Close

Full Screen / Esc

Printer-friendly Version

Interactive Discussion

generally below the 20 nmol L^{-1} detection limit of the classical Strickland and Parsons (1972) method. No MAGIC measurements are available but indirect estimations of the DIP concentrations from T_{DIP} measurements (Van Den Broeck et al., 2004) indicated sub-nanomolar concentrations during the summer period. There was no corresponding increase in either the PP pool or the DOP pool, although large differences in the concentration of the DOP pool were observed during both the winter and summer periods. DIP turnover times (Fig. 3d) vary from approximately 10 days in winter to a few hours in summer in near surface waters.

No clear seasonal variations were observed in the DIP pool at the N-gyre station (ALOHA, Fig. 3i). DIP concentrations were lower (by a factor of 2–2.5) than concentrations measured in the mixed layer of the S-gyre station. DOP concentrations were slightly above the DOP concentrations measured in the S-gyre station and very close to those measured at the SW station. The PP concentrations at the N-gyre station were higher (by a factor of 1.5) than those in the more oligotrophic S-gyre station. DIP turnover times were around 10 days near the sea surface, close to those observed during the winter season at the SW station and no marked variations between the summer and winter seasons are observed.

3.2 Current distribution of N_2 fixation

The N_2 fixation gave maximum values, around $4 \text{ nmol L}^{-1} \text{ d}^{-1}$, near the Chilean coast, intermediate values near the Marquesas Islands and low values, just above the detection limit of the method employed ($0.12 \text{ nmol L}^{-1} \text{ d}^{-1}$), inside the gyre (Fig. 2g). Integrated depth profiles gave a value of $\sim 142 \mu\text{mol N m}^{-2} \text{ d}^{-1}$ near the Chilean coast (1 in situ depth profile between 0 and 40 m) and 48 and $135 \mu\text{mol N m}^{-2} \text{ d}^{-1}$ at the S-gyre station (2 in situ depth profiles between 0 and 200 m). Maximum N_2 fixation rates were found in the upwelling area where low N:P ratio waters (Fig. 2h) and ample Fe concentrations are found, and temperatures did not exceed 16°C . The N_2 fixation rates are maximum near the surface within the gyre and decrease with depth mean-

BGD

4, 2407–2440, 2007

Phosphate availability & N_2 fixation in the tropical Pacific

T. Moutin et al.

Title Page

Abstract

Introduction

Conclusions

References

Tables

Figures

◀

▶

◀

▶

Back

Close

Full Screen / Esc

Printer-friendly Version

Interactive Discussion

ing that light might play a role in the control of this flux. At present we do not know the species responsible for these fluxes. *Trichodesmium*, a large filamentous N₂ fixing microorganism that often forms large easily identified colonies, was not observed.

The N₂ fixation rate at the SW station was highly variable within seasons and ranged
 5 between 151–703 $\mu\text{mol N m}^{-2} \text{d}^{-1}$ (Garcia et al., 2007). The maximum value corresponds to a *Trichodesmium* specific bloom that occurred during the summer period when temperatures were above 26°C. At the N-gyre station ALOHA, higher N₂ fixation rates than those measured in the South Pacific gyre have already been reported and these appear to be associated with *Trichodesmium* blooms (Karl et al., 1992; Dore et al., 2002).
 10 At least two independent microbial assemblages and ecosystem processes contribute to N₂ fixation in the NP gyre, namely the “background state” wherein a relatively low but relatively constant rate supported by pico and nano-diazotrophs, and the aperiodic “bloom state” wherein large filamentous, colonial and aggregate forming diazotrophs (*Trichodesmium* and/or endosymbiont-containing diatoms) dominate the
 15 new N cycle (Karl et al., 2007). Dore et al. (2007)² estimated that the summer bloom is responsible for up to 38% of the annual N₂ fixation at ALOHA station. Based on a variety of independent estimates including nitrogenase activity by acetylene reduction method, *Trichodesmium* abundance, N:P mass balance, and ¹⁵N isotope balance, an annual N₂ fixation rate of 31–51 mmol N m⁻² year⁻¹ was estimated for the Pacific
 20 Ocean near Hawaii (Karl et al., 1997). N₂ fixation at Station ALOHA would equate to 3–4% of the total N demand for the microorganisms that inhabit that ecosystem however, when compared to estimates of new production or to N exports by sinking particles and migrant zooplankton, N₂ fixation appears to be a significant (40–60%) source of new N (Karl et al., 2007) since export from oligotrophic ecosystems is low. When compared to
 25 estimates of new production with ¹⁵N, N₂ fixation accounted for up to 50% in the South

²Dore, J. E., Letelier, R. M., Matthew, J., Churcha, M. J., Lukasa, R., and Karl, D. M.: Summer phytoplankton blooms in the oligotrophic North Pacific Subtropical Gyre: Historical perspective and recent observations, in preparation, 2007.

Phosphate availability & N₂ fixation in the tropical Pacific

T. Moutin et al.

Title Page

Abstract

Introduction

Conclusions

References

Tables

Figures

◀

▶

◀

▶

Back

Close

Full Screen / Esc

Printer-friendly Version

Interactive Discussion

4 Discussion

4.1 P availability in the contemporary ocean, regional habitat comparisons

4.1.1 Availability of DIP

5 DIP is directly available for all microbes and can be considered as the first criteria to evaluate P availability. DIP is not completely exhausted from the upper water at the N-gyre station (ALOHA) or in the South Pacific gyre, but DIP concentrations reach <20 nM concentration during the summer season at the SW station. As these DIP concentra-
10 tions at the SW station are close to or even below chemical detection limits of classi- cal chemical analyses (20 nM), the study of DIP turnover times can provide additional information on nutrient availability: DIP turnover time is the most broadly-applicable measurement of DIP availability because it has the potential to identify variation in P availability even when DIP concentrations become chemically undetectable (Moutin et al., 2002, 2005). DIP turnover times represent the ratio between DIP concentration
15 and DIP uptake by the microbial assemblage. Despite the DIP concentrations being much lower in the centre of the South gyre than those found near the Marquesas Is- lands and Chilean coast, the larger T_{DIP} indicates that DIP availability, compared to the planktonic species requirement within the gyre, is greater than in the upwelling re- gion. The turnover time is also the time it would take for all the ambient DIP to be
20 taken up assuming no additional input (Ammerman et al., 2003). Without any addi- tional external sources and input by regeneration, it would take 200 days to exhaust all available DIP in the gyre, while it may only take 10 days in the Chilean upwelling and at the N-gyre station (ALOHA). Nonetheless, T_{DIP} in the Southern and Northern

³Raimbault, P. and Garcia, N.: Carbon and nitrogen uptake in the South Pacific Ocean, Biogeosciences Discuss., submitted, 2007.

Phosphate
availability & N₂
fixation in the tropical
Pacific

T. Moutin et al.

Title Page	
Abstract	Introduction
Conclusions	References
Tables	Figures
⏮	⏭
◀	▶
Back	Close
Full Screen / Esc	
Printer-friendly Version	
Interactive Discussion	

gyres suggest a P sufficiency that is contrary to what has been observed in the very P-depleted Mediterranean Sea, Sargasso Sea and South Western Pacific during the summer season (Table 2) where T_{DIP} below 10 h were observed (Table 2).

4.1.2 Availability of DIP and *Trichodesmium* growth

5 A critical DIP turnover time of 50 h, giving favourable and unfavourable growth conditions for *Trichodesmium*, was determined during the DIAPALIS survey in the SW Pacific ocean (Moutin et al., 2005). It was demonstrated that the sharp decrease in DIP availability in the early summer season could explain most of the numerous and periodic sea surface accumulations of *Trichodesmium* observed, and more importantly, the prevalent role of DIP availability in the control of N input by N_2 fixation in this area (Moutin
10 et al., 2005). The DIP turnover times of around 10 days measured at the N-gyre station (ALOHA, Fig. 3I) suggests a higher P deficiency than in the South Pacific gyre (T_{DIP} around 200 days and DIP concentrations $>100\text{ nmol l}^{-1}$), but this is not strong enough to provoke *Trichodesmium* decay (obtained for $T_{DIP}<50\text{ h}$ equivalent to DIP
15 concentration $<10\text{ nmol l}^{-1}$ at the SW station). Thus, another factor must prevent the complete exhaustion of DIP and may currently control N_2 fixation by *Trichodesmium* at the N-gyre station (ALOHA). Nevertheless, episodic *Trichodesmium* blooms followed by severe DIP depletion have already been observed at the N-gyre station (Letelier, ASLO meeting 2006). Short DIP turnover times of around 2 days have also been reported (Bjorkman et al., 2000, Table 2) and a long term decrease in DIP availability
20 (Karl et al., 1997, 2001). The comparison between DIP turnover times obtained by Perry and Eppeley (1981) in the central Pacific gyre in the 70's, and other current estimations (Table 2) confirmed the decrease in DIP availability, particularly during the summer season.

Phosphate
availability & N_2
fixation in the tropical
Pacific

T. Moutin et al.

Title Page

Abstract

Introduction

Conclusions

References

Tables

Figures

◀

▶

◀

▶

Back

Close

Full Screen / Esc

Printer-friendly Version

Interactive Discussion

4.1.3 Availability of DOP

For the most part DOP is not directly available to living organisms as it cannot be taken into the cell in this form (Cembella et al., 1984; Bjorkman and Karl, 2003; Paytan and McLaughlin, 2007). Organic P must first be converted to DIP. The labile fraction of the DOP pool inside the South gyre was $<20 \text{ nmol L}^{-1}$ suggesting that only a small fraction of the DOP pool was available (through alkaline phosphatase activity). At the SW station during the summer period, DIP concentrations reached $<20 \text{ nmol L}^{-1}$ concentrations. However, no significant change was observed in the DOP concentrations (Fig. 3b), which suggests that most of the DOP pool in the upper surface is not readily available, even after several months of severe DIP depletion. Moreover, despite the variations in DIP concentrations and turnover times at all three stations, the DOP concentration was around 200 nmol L^{-1} at all of them suggesting that the DOP reservoir is not a particularly dynamic reservoir of P in upper ocean waters. The South Pacific gyre appears to be an ocean essentially at rest, or at least as close as can be expected (M. Lewis, personal communication). Thus, the DOP pool in the S-gyre station may mainly be an accumulation of older organic molecules with low bioavailability.

Even though most of the DOP pool is not readily available, it may play a determinant role in phytoplankton growth. It is probable that the turnover of the available DOP pool, even small, is rapid. It has been estimated that DOP utilization can be of the same order of magnitude as DIP utilization in the upper water column at ALOHA (Bjorkman and Karl, 2003). Recent evidence also indicates that certain compounds in the DOP pool, particularly the phosphonates, which may account for 25% of the high molecular weight DOP pool (Clark et al., 1998; Kolowitz et al., 2001), may be used (Dyhrman et al., 2006), but we know little about its global significance and this is a major scope for future research in the field of P availability.

BGD

4, 2407–2440, 2007

Phosphate availability & N_2 fixation in the tropical Pacific

T. Moutin et al.

Title Page

Abstract

Introduction

Conclusions

References

Tables

Figures

◀

▶

◀

▶

Back

Close

Full Screen / Esc

Printer-friendly Version

Interactive Discussion

EGU

4.1.4 Availability of DIP pool vs. availability of DIN pool

P* is a convenient estimate of the excess in DIP relative to DIN, when these nutrients are assumed to be utilised following the Redfield proportions (N:P=16). P* variations in the South Pacific are close to those expected by Deutsch et al. (2007). They argue that denitrification in the oxygen minimum zones (OMZs) generate DIP-enriched and DIN- deficient waters that subsequently undergo a disproportionate loss of DIP as they are upwelled and transported into the adjacent gyres. The eastern Pacific Ocean near the Chilean coast is one of the three major areas of denitrification in the world oceans (Codispoti and Richards, 1976). Thus, it may explain the high P* observed (right part of Fig. 2f). North of 14° S, the waters are under the influence of the equatorial regime (Claustre et al., 2007⁴). Following general circulation models, water near the Marquesas Islands (left part of Fig. 2f) are influenced by waters upwelled near the equator. This may also explain the high P* value observed in this area. The decrease in P* toward the centre of the gyre corresponds to the already observed trend by Deutsch et al. (2007): downstream of OMZs, surface waters that initially carry a surplus of phosphorus (because of subsurface denitrification) lose this excess gradually through N₂ fixation. They attribute this effect to N₂ fixation restoring the system to a “Redfieldian” balance (Redfield, 1934; Capone and Knapp, 2007).

4.2 N₂ fixation distribution and controls other than P availability

The model by Deutsch et al. (2007) for N₂ fixation rates along the studied transect, with minimum values found on the edge and maximum values in the centre of the gyre, is contrary to our observations. They calculated a basin-wide N₂ fixation rate for the Pacific of 48 mmol N m⁻² yr⁻¹ (similar to previous estimates ~50 mmol N m⁻² yr⁻¹,

⁴Claustre H., Sciandra, A., Vault, D., and Raimbault, P.: Introduction to the special section: bio-optical and biogeochemical conditions in the South East Pacific in late 2004 – the BIOSOPE program, Biogeosciences Discuss., in preparation, 2007.

BGD

4, 2407–2440, 2007

Phosphate availability & N₂ fixation in the tropical Pacific

T. Moutin et al.

Title Page

Abstract

Introduction

Conclusions

References

Tables

Figures

◀

▶

◀

▶

Back

Close

Full Screen / Esc

Printer-friendly Version

Interactive Discussion

Redfield et al., 1963), with maximum values, up to $120 \text{ mmol N m}^{-2} \text{ yr}^{-1}$ inside the South Pacific gyre. Assuming no seasonal variations (i.e. $120\,000/365 \sim 330 \mu\text{mol N m}^{-2} \text{ d}^{-1}$) and a maximum depth of 200 m available for N_2 fixation inside the gyre, this rate is equivalent to $1.7 \text{ nmol N L}^{-1} \text{ d}^{-1}$, a value at least 2.5 times greater than the mean rate that we measured (0.24 and $0.67 \text{ nmol N L}^{-1} \text{ d}^{-1}$). The annual rate calculated near the Chilean coast by Deutsch et al. (2007) is under $20 \text{ mmol N m}^{-2} \text{ yr}^{-1}$. Assuming no seasonal variations (i.e. $20\,000/365 \sim 55 \mu\text{mol N m}^{-2} \text{ d}^{-1}$) and a maximum depth of ~ 40 m available for N_2 fixation in the upwelling, this rate is equivalent to $\sim 1 \text{ nmol N L}^{-1} \text{ d}^{-1}$, a value around 4 times below the measured value. Thus, even if the P^* distributions calculated (Deutsch et al., 2007) and observed (Fig. 2f) are very similar, the distributions of N_2 fixation in the South Pacific gyre are not consistent with predicted rates. Some of this discrepancy is certainly due to uncertainties in ocean circulation. It is more likely to be related to the controlling factors of N_2 fixation i.e. temperature, Fe availability and N:P ratios. Indeed, N_2 fixing biomass-P and biomass-Fe requirements must be provided by the upper photic water column, and the temperature must be adequate to enable growth or N_2 fixation.

4.2.1 Temperature

Temperature per se does not restrict diazotroph growth; N_2 fixers can be encountered at temperatures close to freezing (Zielke et al., 2002; Pandey et al., 2004). However, there are numerous studies showing a correlation between *Trichodesmium* abundance and temperature (Capone et al., 1997; Lugomela et al., 2002; Chen et al., 2003; Moutin et al., 2005). The relationship between *Trichodesmium* distribution and sea surface temperature (SST) is so “commonly accepted” that the observed temperature distribution range ($20\text{--}30^\circ\text{C}$) is used to constrain N_2 fixation in oceanic biogeochemical circulation models (OCBM) (Fennel et al., 2002; Hood et al., 2004). Temperatures above 26°C are necessary for *Trichodesmium* bloom development (Carpenter et al., 2004). The correlation between water temperature and *Trichodesmium* abundance is

BGD

4, 2407–2440, 2007

Phosphate availability & N_2 fixation in the tropical Pacific

T. Moutin et al.

Title Page

Abstract

Introduction

Conclusions

References

Tables

Figures

◀

▶

◀

▶

Back

Close

Full Screen / Esc

Printer-friendly Version

Interactive Discussion

generally attributed to oceanographic features associated with warm waters, such as a shallow mixed layer, high light regimes and oligotrophic nutrient conditions, rather than to a direct physiological response to the temperature itself (Hood et al., 2004). Nevertheless, it was recently demonstrated that the *Trichodesmium* strain IMS-101 are adapted to optimum growth temperatures of between 24 and 30°C tolerating temperatures from 20 to 34°C (Breitbarth et al., 2007). Thus, as suggested by Capone et al. (1997), seawater temperature sets a physiological constraint on the geographical distribution of *Trichodesmium* (Breitbarth et al., 2007).

Staal et al. (2003) showed that differences in the temperature dependence of O₂ fluxes explained how *Trichodesmium* performs better than heterocystous species at higher temperatures. They provide an explanation for the exclusion of free-living heterocystous cyanobacteria in the N-depleted euphotic zone of the pelagic tropical ocean, although this explanation needs to be reconsidered against recent N₂ fixing organism abundance measurements (Zehr et al., 2007).

Most of the numerous sea surface accumulations of *Trichodesmium* observed in the South western Pacific Ocean near New Caledonia occurred during the spring and early summer periods when temperatures were above 25°C. It is related to the end of the bloom and is caused by P deficiency (Moutin et al., 2005). Monthly, mean SST's reached a maximum of 25.1°C during summer at the S-gyre station reaching 27.3 and 26.4°C at the SW and N-gyre Pacific stations, respectively. SST's were less than 20°C over a large part of the South Pacific gyre during the BIOSOPE cruise (Claustre et al., 2007) and may explain the absence of *Trichodesmium*.

4.2.2 Fe availability

Numerous experimental studies attribute a dominant role of Fe availability in the control of diazotrophs growth (Paerl, 1994; Falkowski, 1997; Kustka et al., 2002; Mills et al., 2004). A high Fe requirement of the enzyme nitrogenase is believed to prevent N₂ fixing organisms from alleviating widespread N limitation (Falkowski, 1997). Atmospheric input of dust, which is highly concentrated in Fe relative to other nutrients,

BGD

4, 2407–2440, 2007

Phosphate availability & N₂ fixation in the tropical Pacific

T. Moutin et al.

Title Page

Abstract

Introduction

Conclusions

References

Tables

Figures

◀

▶

◀

▶

Back

Close

Full Screen / Esc

Printer-friendly Version

Interactive Discussion

EGU

plays a significant role in the distribution of *Trichodesmium* (Orcutt et al., 2001) and on the uncoupling between N-P-Fe-Si biogeochemical cycles in the ocean (Karl, 2002). High rates of N₂ fixation in the North Atlantic were considered to be the result of the unusually high growth rates of N₂ fixers, stimulated by the high Fe availability (Wu et al., 2000; Deutsch et al., 2007). Contrary to the oceanic gyres situated in the Northern Hemisphere, Fe-rich dust deposition is extremely low in the South Pacific gyre (Wagener et al., 2007⁵) and dissolved Fe concentrations of 0.13±0.03 nmol l⁻¹ inside the upper water (0–80 m) of the gyre (Blain et al., 2007) may prevent the development of *Trichodesmium*. Nevertheless, enrichment experiments showed that primary production was N-limited at the S-gyre station and no nitrogen fixation was measured after dust, Fe and/or P additions (Bonnet et al., 2007).

4.2.3 N:P ratios

Deutsch et al. (2007) provide evidence that biological N₂ fixation is intimately associated, both geographically and temporally, with marine N removal (Capone and Knapp, 2007). Furthermore, their work implies that the ratio of N to P in seawater may be the central factor regulating N₂ fixation and that Fe rich dust may not exert as much influence on marine N₂ fixation (Capone and Knapp, 2007) as is currently assumed (Berman-Frank et al., 2001). The strong relationship between P* and N₂ fixation rates observed (Figs. 2f and g) may further strengthen the idea that biological N₂ fixation and marine N removal are tightly coupled (Deutsch et al., 2007): N₂ fixation begins, and is highest, when upwelled waters reach the surface near the Chilean coast. The waters don't need to be transported to the warmer adjacent gyre to lose most of their excess P. N₂ fixation in the surface waters results in the net biological uptake of DIP that occurs in the absence of a stoichiometric uptake of nitrate (~DIN), which increases the deficit in DIP relative to DIN (decrease of P*). However, N₂ fixation is not the only

⁵Wagener, T., Guieu, C., Losno, R., Bonnet, S., and Mahowald, N.: Revisiting Atmospheric dust export to the South Hemisphere Ocean, Global Biogeochem. Cycles, in review, 2007.

Phosphate availability & N₂ fixation in the tropical Pacific

T. Moutin et al.

Title Page

Abstract

Introduction

Conclusions

References

Tables

Figures

◀

▶

◀

▶

Back

Close

Full Screen / Esc

Printer-friendly Version

Interactive Discussion

process driving the decrease in P^* in the water. The export of material with a N:P ratio lower than the Redfield ratio will give the same pattern. It is not known whether the greater depth of the new production synthesis outside the upwelling produces exported material with a higher P content. The close link between denitrification and N_2 fixation is convincing but another simple explanation for the higher N_2 fixation rates near the Chilean coast could be that there is less competition for nutrients so enabling N_2 fixing organisms to thrive, independently from the DIN:DIP ratio.

4.3 P availability and the ultimate control of N_2 fixation in the tropical Pacific ocean

Following the most probable temporal changes (few decades) of the factors controlling N_2 fixation, several scenarios have been considered for N input via N_2 fixation and the ultimate P availability for the South Pacific Ocean:

4.3.1 Increase in temperature

The expected increase in temperature will increase stratification but probably not modify the upwelling intensity near the Chilean coast and thus, changes in N_2 fixation will likely occur elsewhere. If the presence of *Trichodemium* spp. is controlled by seawater temperature, any increase in temperature will increase its distribution. Breitbarth et al. (2007) predicted an 11% areal increase of *Trichodesmium*'s potential geographic distribution following a modelled SST increase of up to 3°C by 2090, but a simultaneous decrease in the area characterized by optimum growth. High SSTs are predicted for the western Pacific which is a characteristic province for present-day *Trichodesmium* abundance (LaRoche and Breitbarth, 2005). In this area where *Trichodesmium* biomass is already controlled by P availability, no change in N_2 fixation with increasing temperature is expected. Nevertheless, the increasing widespread high sea surface temperature is expected to increase the distribution area of *Trichodesmium* driving the system towards the ultimate P control over a larger area. An increasing trend in N_2 fixation associated with a decreasing trend in P availability may therefore be expected in the South tropical

BGD

4, 2407–2440, 2007

Phosphate availability & N_2 fixation in the tropical Pacific

T. Moutin et al.

Title Page

Abstract

Introduction

Conclusions

References

Tables

Figures

◀

▶

◀

▶

Back

Close

Full Screen / Esc

Printer-friendly Version

Interactive Discussion

Pacific ocean.

4.3.2 Increase in Fe dust deposition

The dominant external input of Fe to the surface of the open ocean is the transport of aeolian dust, from the great deserts of the world (Jickells et al., 2005) and this appears to be very sensitive to climate changes (Mahowald et al., 2006). The effect of dust/Fe in subtropical gyres is a reduction in Fe limitation on N₂ fixation so increasing primary production (Falkowski et al., 1998). A higher Fe supply to the sea surface has been hypothesized to favour N₂ fixation in the continentally influenced Atlantic Ocean (Wu et al., 2000) as well as in the South Western Pacific Ocean (Van Den Broeck et al., 2004) and probably the Mediterranean Sea. The increasing atmospheric input of Fe in the Northern Hemisphere has been assumed to explain the decreasing trend of P availability at the N-gyre station ALOHA (Karl et al., 2001). A similar trend may be expected for the South Pacific.

4.3.3 An extension of the geographical area of denitrification

Deutsch et al. (2007) suggest that N₂ fixation is closely coupled to the generation of N-deficient waters in areas of denitrification (timescale of year to decades) and are mainly dependent on the N:P ratios of the water upwelled near the coast. As denitrification occurs mainly in suboxic zones with [O₂] < 5 μmol L⁻¹ (Codispoti et al., 2001), any change in the spread of these areas will have significant impact on the N₂ fixation rate inside the gyres. The most probable future change is an extension of the geographical areas of denitrification. Thus, it will generate a higher volume of DIN deficient waters and consequently, according to Deutsch et al. (2007) a higher N₂ fixation rate in the South Pacific and a strengthening control of the carbon cycle by P availability.

BGD

4, 2407–2440, 2007

Phosphate availability & N₂ fixation in the tropical Pacific

T. Moutin et al.

Title Page

Abstract

Introduction

Conclusions

References

Tables

Figures

◀

▶

◀

▶

Back

Close

Full Screen / Esc

Printer-friendly Version

Interactive Discussion

5 Conclusion

We found that P availability was largely above the level required for P limitation on N₂ fixation in the South Pacific gyre. This is in contrast to recent observations in the SW Pacific Ocean over the same latitude. We suggest a geographical trend for limitation on N₂ fixation, from P limitation in the West to temperature and/or Fe limitation in the central and South East Pacific Ocean. The South Pacific gyre can be considered a High P Low Chlorophyll (HPLC) oligotrophic area, which could potentially support high N₂ fixation rates if the primary control temperature and/or Fe availability were alleviated. A decrease in P availability due to an increasing input of N by N₂ fixation is the most probable decadal trend to occur following climate change.

As already mentioned by Deutsch et al. (2007), environmental controls on N₂ fixation and thus its probable response to past and future climate change would be much clearer if we knew the geographic distribution of this process in the ocean. The poor correlation between their model output and our observations for N₂ fixation in the South Pacific area emphasise the importance of studying the geographical distribution of N₂ fixation as well as the main factors controlling this process. Increased understanding of the factors controlling the growth and biomass of N₂ fixing organisms is needed in the field in order to constrain the models.

Acknowledgements. The authors thank the crew of the R/V L'Atalante for outstanding ship-board support operations. D. Tailliez and C. Bournot are warmly thanked for their efficient help in CTD rosette management and data processing and A. Sciandra for his leadership during the second leg. The SeaWiFS image was processed with SeaDAS, courtesy C. Dupouy. This is a contribution of the BIOSOPE project of the LEFE-CYBER program. This research was funded by the Centre National de la Recherche Scientifique (CNRS), the Institut des Sciences de l'Univers (INSU), the Centre National d'Etudes Spatiales (CNES), the European Space Agency (ESA), The National Aeronautics and Space Administration (NASA) and the Natural Sciences and Engineering Research Council of Canada (NSERC). This work is funded in part by the French Research and Education council. Data from the N-gyre station (ALOHA) originates from Hawaii Ocean Time-series observations supported by the U.S. National Science Founda-

BGD

4, 2407–2440, 2007

Phosphate availability & N₂ fixation in the tropical Pacific

T. Moutin et al.

Title Page

Abstract

Introduction

Conclusions

References

Tables

Figures

◀

▶

◀

▶

Back

Close

Full Screen / Esc

Printer-friendly Version

Interactive Discussion

References

Ammerman, J. W., Hood, R. R., Case, D. A., and Cotner, J. B.: Phosphorus Deficiency in the Atlantic: An Emerging Paradigm in Oceanography, *Eos Trans. AGU*, 84, 169–170, 2003.

5 Berman-Frank, I., Cullen, J. T., Shaked, Y., Sherrell, R. M., and Falkowski, P. G.: Iron availability, cellular iron quotas, and nitrogen fixation in *Trichodesmium*, *Limnol. Oceanogr.*, 46, 1249–1260, 2001.

Bjorkman, K., Thomson-Bulldis, A. L., and Karl, D. M.: Phosphorus dynamics in the North Pacific subtropical gyre. *Aquatic Microbial Ecology, Aquat. Microb. Ecol.*, 22, 185–198, 2000.

10 Bjorkman, K. M. and Karl, D. M.: Bioavailability of dissolved organic phosphorus in the euphotic zone at station ALOHA, North Pacific Subtropical Gyre, *Limnol. Oceanogr.*, 48, 1049–1057, 2003.

Blain, S., Bonnet, S., and Guieu, C.: DFe distribution in the tropical south eastern Pacific, *Biogeosciences Discuss.*, accepted, 2007.

15 Bonnet, S., Guieu, C., Bruyant, F., Prasil, O., Van Wambeke, F., Raimbault, P., Grob, C., Gorbunov, M., Zehr, J., and Masquelier, S.: The nutritional status of the South East Pacific, *Biogeosciences Discuss.*, accepted, 2007.

Breitbarth, E., Oschlies, A., and LaRoche, J.: Physiological constraints on the global distribution of *Trichodesmium* – effect of temperature on diazotrophy, *Biogeosciences*, 4, 53–61, 2007, <http://www.biogeosciences.net/4/53/2007/>.

20 Broecker, W. S. and Peng, T. H.: *Tracers in the sea*, Lamont-Doherty Geological Observatory, Columbia University, 690 pp, 1982.

Capone, D. G. and Knapp, A. N.: Oceanography – A marine nitrogen cycle fix?, *Nature*, 445, 159–160, 2007.

25 Capone, D. G., Zehr, J. P., Paerl, H. W., Bergman, B., and Carpenter, E. J.: *Trichodesmium*, a globally significant marine cyanobacterium, *Science*, 276, 1221–1229, 1997.

Carpenter, E. J., Subramaniam, A., and Capone, D. G.: Biomass and primary productivity of the cyanobacterium *Trichodesmium* spp. in the tropical N Atlantic ocean, *Deep-Sea Res. Part I–Oceanographic Research Papers*, 51, 173–203, 2004.

30 Cembella, A. D., Antia, N. J., and Harrison, P. J.: The Utilization of Inorganic and Organic

BGD

4, 2407–2440, 2007

Phosphate
availability & N₂
fixation in the tropical
Pacific

T. Moutin et al.

Title Page	
Abstract	Introduction
Conclusions	References
Tables	Figures
◀	▶
◀	▶
Back	Close
Full Screen / Esc	
Printer-friendly Version	
Interactive Discussion	

- Phosphorus-Compounds as Nutrients by Eukaryotic Microalgae – a Multidisciplinary Perspective .1. Crc, Critical Reviews in Microbiology, 10, 317–391, 1984.
- Chen, Y. L. L., Chen, H. Y., and Lin, Y. H.: Distribution and downward flux of Trichodesmium in the South China Sea as influenced by the transport from the Kuroshio Current, Marine Ecology-Progress Series, 259, 47–57, 2003.
- Clark, L. L., Ingall, E. D., and Benner, R.: Marine phosphorus is selectively remineralized, Nature, 393, 426–426, 1998.
- Claustre, H. and Maritorena, S.: The many shades of ocean blue, Science, 302, 1514–1515, 2003.
- Codispoti, L. A. and Richards, F. A.: Analysis of Horizontal Regime of Denitrification in Eastern Tropical North Pacific, Limnol. Oceanogr., 21, 379–388, 1976.
- Codispoti, L. A., Brandes, J. A., Christensen, J. P., Devol, A. H., Naqvi, S. W. A., Paerl, H. W., and Yoshinari, T.: The oceanic fixed nitrogen and nitrous oxide budgets: Moving targets as we enter the anthropocene?, Scientia Marina, 65, 85–105, 2001.
- Cotner, J. B., Ammerman, J. W., Peele, E. R., and Bentzen, E.: Phosphorus-limited bacterioplankton growth in the Sargasso Sea, Aquatic Microbial Ecology, 13, 141–149, 1997.
- Davis, C. S. and McGillicuddy, D. J.: Transatlantic abundance of the N-2-fixing colonial cyanobacterium Trichodesmium, Science, 312, 1517–1520, 2006.
- Deutsch, C., Sarmiento, J. L., Sigman, D. M., Gruber, N., and Dunne, J. P.: Spatial coupling of nitrogen inputs and losses in the ocean, Nature, 445, 163–167, 2007.
- Dore, J. E., Brum, J. R., Tupas, L. M., and Karl, D. M.: Seasonal and interannual variability in sources of nitrogen supporting export in the oligotrophic subtropical North Pacific Ocean, Limnol. Oceanogr., 47, 1595–1607, 2002.
- Dugdale, R. C. and Wilkerson, F. P.: The Use of N-15 to Measure Nitrogen Uptake in Eutrophic Oceans – Experimental Considerations, Limnol. Oceanogr., 31, 673–689, 1986.
- Duhamel, S., Moutin, T., Van Wambeke, F., Van Mooy, B., Rimmel, P., Raimbault, P., and Claustre, H.: Growth and specific P-uptake rates of bacterial and phytoplanktonic communities in the Southeast Pacific (BIO SOPE cruise), Biogeosciences Discuss., 4, 2027–2068, 2007,
- <http://www.biogeosciences-discuss.net/4/2027/2007/>.
- Dupouy, C., Neveux, J., Subramaniam, A., Mulholland, M. R., Montoya, J. P., Campbell, L., Carpenter, E. J., and Capone, D. G.: Satellite Captures *Trichodesmium* Blooms in the southwestern Tropical Pacific, EOS, 81, 13–16, 2000.

Phosphate availability & N₂ fixation in the tropical Pacific

T. Moutin et al.

Title Page

Abstract

Introduction

Conclusions

References

Tables

Figures

◀

▶

◀

▶

Back

Close

Full Screen / Esc

Printer-friendly Version

Interactive Discussion

Dyhrman, S. T., Chappell, P. D., Haley, S. T., Moffett, J. W., Orchard, E. D., Waterbury, J. B., and Webb, E. A.: Phosphonate utilization by the globally important marine diazotroph *Trichodesmium*, *Nature*, 439, 68–71, 2006.

Falkowski, P. G.: Evolution of the nitrogen cycle and its influence on the biological sequestration of CO₂ in the ocean, *Nature*, 387, 272–275, 1997.

Falkowski, P. G., Barber, R. T., and Smetacek, V.: Biogeochemical controls and feedbacks on ocean primary production, *Science*, 281, 200–206, 1998.

Fennel, K., Spitz, Y. H., Letelier, R. M., Abbott, M. R., and Karl, D. M.: A deterministic model for N₂ fixation at stn. ALOHA in the subtropical North Pacific Ocean, *Deep-Sea Res. Part II – Topical Studies in Oceanography*, 49, 149–174, 2002.

Fu, F. X. and Bell, P. R. F.: Factors affecting N₂ fixation by the cyanobacterium *Trichodesmium* sp GBR-TRL101, *Fems Microbiology Ecology*, 45, 203–209, 2003.

Golterman, H. L. and de Oude, N. T.: *Eutrophication of Lakes, Rivers and Coastal Seas. The Handbook of Environmental Chemistry*, edited by: Hutzing, O., Springer-Verlag, 79–124, 1991.

Gruber, N.: The dynamics of the marine nitrogen cycle and its influence on atmospheric CO₂. The ocean carbon cycle and climate, Kluwer Academic, 97–148, 2004.

Hood, R. R., Coles, V. J., and Capone, D. G.: Modeling the distribution of *Trichodesmium* and nitrogen fixation in the Atlantic Ocean, *J. Geophys. Res.-Oceans*, 109, C06007, doi:10.1029/2002JC001754, 2004.

Jickells, T. D., An, Z. S., Andersen, K. K., Baker, A. R., Bergametti, G., Brooks, N., Cao, J. J., Boyd, P. W., Duce, R. A., Hunter, K. A., Kawahata, H., Kubilay, N., laRoche, J., Liss, P. S., Mahowald, N., Prospero, J. M., Ridgwell, A. J., Tegen, I., and Torres, R.: Global iron connections between desert dust, ocean biogeochemistry, and climate, *Science*, 308, 67–71, 2005.

Karl, D., Letelier, R., Tupas, L., Dore, J., Christian, J., and Hebel, D.: The role of nitrogen fixation in biogeochemical cycling in the subtropical North Pacific Ocean, *Nature*, 388, 533–538, 1997.

Karl, D. M.: Nutrient dynamics in the deep blue sea. *Trends in Microbiology*, *Trends Microbiol.*, 10, 410–418, 2002.

Karl, D. M.: The marine phosphorus cycle, chap. 43. In C. J. Hurst et al. eds., *Manual of Environmental Microbiology*, 3rd ed., American Society for Microbiology Press, Washington D.C., 523–539, 2007.

BGD

4, 2407–2440, 2007

Phosphate availability & N₂ fixation in the tropical Pacific

T. Moutin et al.

Title Page

Abstract

Introduction

Conclusions

References

Tables

Figures

◀

▶

◀

▶

Back

Close

Full Screen / Esc

Printer-friendly Version

Interactive Discussion

- Karl, D. M., Bjorkman, K. M., Dore, J. E., Fujieki, L., Hebel, D. V., Houlihan, T., Letelier, R. M., and Tupas, L. M.: Ecological nitrogen-to-phosphorus stoichiometry at station ALOHA, Deep-Sea Res. Part II – Topical Studies in Oceanography, Deep-Sea Res. Part II – Top. Stud. Oceanogr., 48, 1529–1566, 2001.
- 5 Kolowitz, L. C., Ingall, E. D., and Benner, R.: Composition and cycling of marine organic phosphorus, Limnol. Oceanogr., 46, 309–320, 2001.
- Kustka, A., Carpenter, E. J., and Sanudo-Wilhelmy, S. A.: Iron and marine nitrogen fixation: progress and future directions, Res. Microbiol., 153, 255–262, 2002.
- Labry, C., Herbland, A., and Delmas, D.: The role of phosphorus on planktonic production of the Gironde plume waters in the Bay of Biscay. J. Plankton Res., 24, 97–117, 2002.
- 10 LaRoche, J. and Breitbarth, E.: Importance of the diazotrophs as a source of new nitrogen in the ocean, J. Sea Res., 53, 67–91, 2005.
- Levitani, O., Rosenberg, G., Setlik, I., Setlikova, E., Grigel, J., Klepetar, J., Prasil, O., and Berman-Frank, I.: Elevated CO₂ enhances nitrogen fixation and growth in the marine cyanobacterium *Trichodesmium*, Global Change Biology, 13, 531–538, 2007.
- 15 Lucotte, M. and Danglejan, B.: Processes Controlling Phosphate Adsorption by Iron Hydroxides in Estuaries, Chemical Geology, 67, 75–83, 1988.
- Lugomela, C., Lyimo, T. J., Bryceson, I., Semesi, A. K., and Bergman, B.: *Trichodesmium* in coastal waters of Tanzania: diversity, seasonality, nitrogen and carbon fixation, Hydrobiologia, 477, 1–13, 2002.
- 20 Mahowald, N. M., Muhs, D. R., Levis, S., Rasch, P. J., Yoshioka, M., Zender, C. S., and Luo, C.: Change in atmospheric mineral aerosols in response to climate: Last glacial period, preindustrial, modern, and doubled carbon dioxide climates, J. Geophys. Res.-Atmos., 111, D10202, doi:10.1029/2005JD006653, 2006.
- 25 Meybeck, M.: C, N, P and S in rivers: from sources to global inputs. Interaction of C,N,P and S biogeochemical cycles and global change, edited by: Wollast, F. T. M. R. and Chou, L., Springer Verlag, 163–193, 1993.
- Mills, M. M., Ridame, C., Davey, M., La Roche, J., and Geider, R. J.: Iron and phosphorus co-limit nitrogen fixation in the eastern tropical North Atlantic, Nature, 429, 292–294, 2004.
- 30 Montoya, J. P., Voss, M., Kahler, P., and Capone, D. G.: A simple, high-precision, high-sensitivity tracer assay for N₂ fixation, Appl. Environ. Microb., 62, 986–993, 1996.
- Morel, A., Gentili, B., Claustre, H., Babin, M., Bricaud, A., Ras, J., and Tieche, F.: Optical properties of the “clearest” natural waters, Limnol. Oceanogr., 52, 217–229, 2007.

Phosphate availability & N₂ fixation in the tropical Pacific

T. Moutin et al.

Title Page

Abstract

Introduction

Conclusions

References

Tables

Figures

◀

▶

◀

▶

Back

Close

Full Screen / Esc

Printer-friendly Version

Interactive Discussion

Moutin, T.: Cycle biogéochimique du phosphate: rôle dans le contrôle de la production planctonique et conséquence sur l'exportation du carbone de la couche éclairée vers l'océan profond, *Océanis*, 36, 643–660, 2000.

Moutin, T., Raimbault, P., Golterman, H. L., and Coste, B.: The input of nutrients by the Rhone river into the Mediterranean Sea: Recent observations and comparison with earlier data, *Hydrobiologia*, 374, 237–246, 1998.

Moutin, T., Van Den Broeck, N., Beker, B., Dupouy, C., Rimmelin, P., and Le Bouteiller, A.: Phosphate availability controls *Trichodesmium* spp. biomass in the SW Pacific Ocean. *Marine Ecology-Progress Series*, *Mar. Ecol.-Prog. Ser.*, 297, 15–21, 2005.

Moutin, T., Thingstad, T. F., Van Wambeke, F., Marie, D., Slawyk, G., Raimbault, P., and Claustre, H.: Does competition for nanomolar phosphate supply explain the predominance of the cyanobacterium *Synechococcus*? *Limnology and Oceanography*, *Limnol. Oceanogr.*, 47, 1562–1567, 2002.

Orcutt, K. M., Lipschultz, F., Gundersen, K., Arimoto, R., Michaels, A. F., Knap, A. H., and Gallon, J. R.: A seasonal study of the significance of N-2 fixation by *Trichodesmium* spp. at the Bermuda Atlantic Time-series Study (BATS) site, *Deep-Sea Res. Part II – Topical Studies in Oceanography*, 48, 1583–1608, 2001.

Paerl, H. W., Prufert-Bebout, L. E., and Guo, C.: Iron-stimulated N₂ fixation and growth in Natural and Cultured Populations of the Planktonic Marine Cyanobacteria *Trichodesmium* spp., *Appl. Environ. Microb.*, 60, 1044–1047, 1994.

Pandey, K. D., Shukla, S. P., Shukla, P. N., Giri, D. D., Singh, J. S., Singh, P., and Kashyap, A. K.: Cyanobacteria in Antarctica: Ecology, physiology and cold adaptation, *Cell. Mol. Biol.*, 50, 575–584, 2004.

Paytan, A. and McLaughlin, K.: The oceanic phosphorus cycle, *Chem. Rev.*, 107, 563–576, 2007.

Perry, M. J. and Eppley, R. W.: Phosphate-Uptake by Phytoplankton in the Central North Pacific-Ocean, *Deep-Sea Res. Part a-Oceanographic Research Papers*, 28, 39–49, 1981.

Pujopay, M. and Raimbault, P.: Improvement of the Wet-Oxidation Procedure for Simultaneous Determination of Particulate Organic Nitrogen and Phosphorus Collected on Filters, *Marine Ecology-Progress Series*, 105, 203–207, 1994.

Raimbault, P., Slawyk, G., Coste, B., and Fry, J.: Feasibility of Using an Automated Colorimetric Procedure for the Determination of Seawater Nitrate in the 0 to 100 Nm Range – Examples from Field and Culture, *Mar. Biol.*, 104, 347–351, 1990.

BGD

4, 2407–2440, 2007

Phosphate availability & N₂ fixation in the tropical Pacific

T. Moutin et al.

Title Page

Abstract

Introduction

Conclusions

References

Tables

Figures

◀

▶

◀

▶

Back

Close

Full Screen / Esc

Printer-friendly Version

Interactive Discussion

Redfield, A. C.: On the proportions of organic derivatives in sea water and their relation to the composition of plankton, James Johnstone Memorial Volume, edited by: Daniel, R. J., University Press, 176–192, 1934.

Redfield, A. C., Ketchum, B. H., and Richards, F. A.: The influence of organisms on the composition of sea-water. THE SEA. Ideas and Observations on Progress in the Study of the Seas, edited by: Hill, M. N., Interscience publishers a division of John Wiley & Sons, 26–77, 1963.

Rimmelin, P. and Moutin, T.: Re-examination of the MAGIC method to determine low orthophosphate concentration in seawater. *Analytica Chimica Acta*, Anal. Chim. Acta, 548, 174–182, 2005.

Sanudo-Wilhelmy, S. A., Kustka, A. B., Gobler, C. J., Hutchins, D. A., Yang, M., Lwiza, K., Burns, J., Capone, D. G., Raven, J. A., and Carpenter, E. J.: Phosphorus limitation of nitrogen fixation by *Trichodesmium* in the central Atlantic Ocean, *Nature*, 411, 66–69, 2001.

Schlitzer, R.: Interactive analysis and visualization of geoscience data with Ocean Data View, *Comp. Geosci.*, 28, 1211–1218, 2002.

Staal, M., Meysman, F. J. R., and Stal, L. J.: Temperature excludes N-2-fixing heterocystous cyanobacteria in the tropical oceans, *Nature*, 425, 504–507, 2003.

Strickland, J. D. H. and Parsons, T. R.: A practical handbook of seawater analysis, 2nd ed. Bull. Fish. Res. Bd. Can., 310 pp, 1972.

Tanaka, T., Henriksen, P., Lignell, R., Olli, K., Seppala, J., Tamminen, T., and Thingstad, T. F.: Specific Affinity for Phosphate Uptake and Specific Alkaline Phosphatase Activity as Diagnostic Tools for Detecting Phosphorus-limited Phytoplankton and Bacteria, *Estuaries and Coasts*, 29, 1226–1241, 2006.

Thingstad, T. F., Skjoldal, E. F., and Bohne, R. A.: Phosphorus Cycling and Algal-Bacterial Competition in Sandsfjord, Western Norway. *Marine Ecology-Progress Series*, Mar. Ecol.-Prog. Ser., 99, 239–259, 1993.

Tréguer, P. and LeCorre, P.: Manuel d'analyse des sels nutritifs dans l'eau de mer (Utilisation de l'autoAnalyseur II), Université de Bretagne Occidentale, Laboratoire d'Océanographie chimique, 110, 1975.

Tyrrell, T.: The relative influences of nitrogen and phosphorus on oceanic primary production, *Nature*, 400, 525–531, 1999.

Van Den Broeck, N. and Moutin, T.: Phosphate in the sediments of the Gulf of Lions (NW Mediterranean Sea), relationship with input by the river Rhone, *Hydrobiologia*, 472, 85–94, 2002.

BGD

4, 2407–2440, 2007

Phosphate availability & N₂ fixation in the tropical Pacific

T. Moutin et al.

Title Page

Abstract

Introduction

Conclusions

References

Tables

Figures

◀

▶

◀

▶

Back

Close

Full Screen / Esc

Printer-friendly Version

Interactive Discussion

- Van Den Broeck, N., Moutin, T., Rodier, M., and Le Bouteiller, A.: Seasonal variations of phosphate availability in the SW Pacific Ocean near New Caledonia, *Mar. Ecol.-Prog. Ser.*, 268, 1–12, 2004.
- Wu, J. F., Sunda, W., Boyle, E. A., and Karl, D. M.: Phosphate depletion in the western North Atlantic Ocean, *Science*, 289, 759–762, 2000.
- 5 Zehr, J. P., Waterbury, J. B., Turner, P. J., Montoya, J. P., Omoregie, E., Steward, G. F., Hansen, A., and Karl, D. M.: Unicellular cyanobacteria fix N₂ in the subtropical North Pacific Ocean, *Nature*, 412, 635–638, 2001.
- 10 Zehr, J. P., Montoya, J. P., Jenkins, B. D., Hewson, I., Mondragon, E., Short, C. M., Church, M. J., Hansen, A., and Karl, D. M.: Experiments linking nitrogenase gene expression to nitrogen fixation in the North Pacific subtropical gyre, *Limnol. Oceanogr.*, 52, 169–183, 2007.
- Zielke, M., Ekker, A. S., Olsen, R. A., Spjelkavik, S., and Solheim, B.: The influence of abiotic factors on biological nitrogen fixation in different types of vegetation in the High Arctic, *Svalbard, Arct. Antarct. Alp. Res.*, 34, 293–299, 2002.
- 15 Zohary, T. and Robarts, R. D.: Experimental study of microbial P limitation in the eastern Mediterranean, *Limnol. Oceanogr.*, 43, 387–395, 1998.

BGD

4, 2407–2440, 2007

Phosphate availability & N₂ fixation in the tropical Pacific

T. Moutin et al.

Title Page

Abstract

Introduction

Conclusions

References

Tables

Figures

◀

▶

◀

▶

Back

Close

Full Screen / Esc

Printer-friendly Version

Interactive Discussion

**Phosphate
availability & N₂
fixation in the tropical
Pacific**

T. Moutin et al.

Table 1. SST range (°C, monthly long-term mean data), and integrated (0–100 m) P pools (mmol m⁻²) at the three studied stations. *NOAA_OI_SST_V2 data provided by the NOAA/OAR/ESRL PSD, Boulder, Colorado, USA, from their Web site at <http://www.cdc.noaa.gov/>.

		SW station 21°30 S; 167° E	N-gyre station (ALOHA) 22°45 N; 158° W	S-gyre station 26°05 S; 114° W
SST (°C) range*	Min-Max	23.1–27.3	23.4–26.4	20.7–25.1
I DIP (0–100 m)	Winter-Summer	9.65–5.40	5.07–5.06	12.45
I DOP (0–100 m)	Winter-Summer	26.45–21.35	21.66–23.69	16.28
I PP (0–100 m)	Winter-Summer	1.97–1.52	1.44–1.33	0.54

Title Page

Abstract

Introduction

Conclusions

References

Tables

Figures

◀

▶

◀

▶

Back

Close

Full Screen / Esc

Printer-friendly Version

Interactive Discussion

Table 2. DIP turnover time (mean and standard deviation in hours) in upper ocean surface waters (0–20 m or at the depth of 50% of incident light*), D5S1N5 is for 5 depths (D5), 1 station sampled (S1), 5 samples (N5), as an example. ** = median value. See also Tanaka et al. (2006) for others T_{DIP} measurements in the Mediterranean Sea.

Winter	Spring	Summer	Fall	Area	Year of sampling	References
Mediterranean Sea						
396 (370) D1S9N9	3.9 (2.4) D1S17N17	1.6 (0.9) D1S20N20		Lion gulf	1997-1998	Moutin et al (2000)
			10.5 & 7.6 D1S2N2	Alboran	1999	Moutin et al (2002)
			1.7 (1.5) D1S5N5	Western basin	1999	Moutin et al (2002)
			1.2 (0.5) D1S4N4	Eastern basin (Ionian)	1999	Moutin et al (2002)
2.9 & 6.7 D1S2N2				Eastern basin (Ionian)	1996	Zohary and Robarts (1998)
4.1 (1.6) D1S5N5				Eastern basin (Levantine)	1996	Zohary and Robarts (1998)
Atlantic Ocean						
11 D1S1N1		5 D1S1N1		Sargasso Sea (BATS)	1992-1993	Cotner et al (1997)
230 (38) D1S3N3	1.3 (0.4) D1S4N4		217 D1S1N1	Gascogne gulf		Labry et al (2002)
			82 (25) D3S1N3	Marocco upwelling	1999	Moutin, unpublished
1182 (382) D2S3N6	152 (55) D2S4N8		168 (110) D2S4N8	North Eastern (between Azore islands and Spain)	2000-2001	Moutin, unpublished
Pacific Ocean						
504 (175) D5S1N5	107 (37) D5S1N5	10.8 (2.4) D3S2N6	4.0 (0.3) & 68 (2) D5S1N5	South Western	2002-2003	Van den Broeck et al (2004)
672** S5	456** S6	744** S4		Northern central (within a degree of 30°N, 155° W)	1973-1974	Perry and Eppley (1981)
	504 (399) D1S1N3	144 D1S1N1	72 D1S1N1	Northern central gyre (ALOH)	1996-1997	Björkman et al (2000)
	216 & 48 D1S2N2			Northern central gyre (Climax)	1996-1997	Björkman et al (2000)
514 & 500 D2S1N2	291 (36) D2S3N6	93 (35) D2S2N4	405 (31) D2S2N4	Northern central gyre (ALOH)	2000-2001	Björkman et al (2003)
149 D1S1	120 D1S2	221 D1S1		Northern central gyre (ALOH)	2002-2004	Van Mooy, unpublished
	936 (451) D1S3N6			South equatorial (Marquesas Island)	2004	This study*
	2086 (1202) D1S5N10			Western transition area	2004	This study*
5589 (1472) D1S8N16				Transect inside the southern gyre	2004	This study*
1964 (1003) D1S5N10				Eastern transition area	2004	This study*
464 (305) D1S3N6				Chilean upwelling	2004	This study*

BGD

4, 2407–2440, 2007

Phosphate availability & N₂ fixation in the tropical Pacific

T. Moutin et al.

Title Page

Abstract

Introduction

Conclusions

References

Tables

Figures

◀

▶

◀

▶

Back

Close

Full Screen / Esc

Printer-friendly Version

Interactive Discussion

Phosphate
availability & N₂
fixation in the tropical
Pacific

T. Moutin et al.

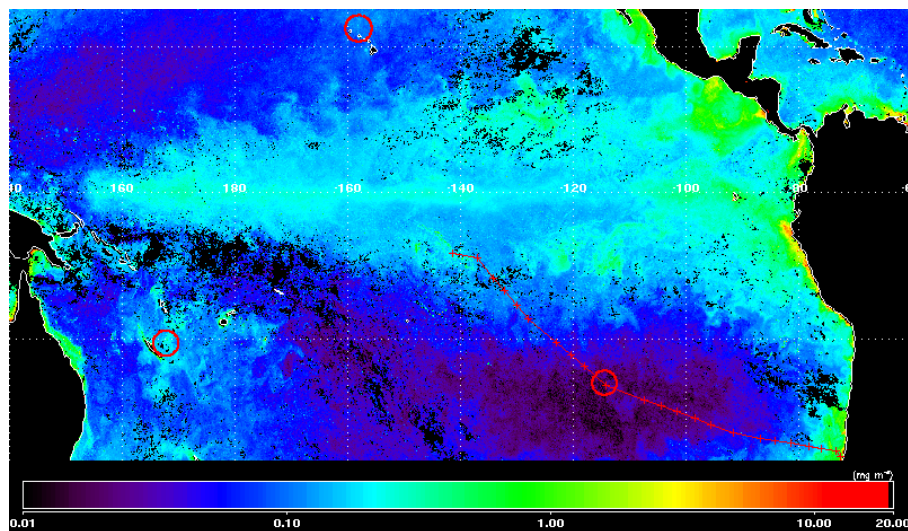


Fig. 1. Location of the stations sampled during the BIOSOPE cruise (November–December 2004) and of the three stations (red circle) where current P pools and availability are compared: a station in the centre of the South gyre (S-gyre station), ALOHA station frequently sampled since the 1980s (N-gyre station) and a station sampled during the DIAPALIS cruises (2001–2002) in the SW Pacific Ocean (SW station).

Title Page

Abstract

Introduction

Conclusions

References

Tables

Figures

◀

▶

◀

▶

Back

Close

Full Screen / Esc

Printer-friendly Version

Interactive Discussion

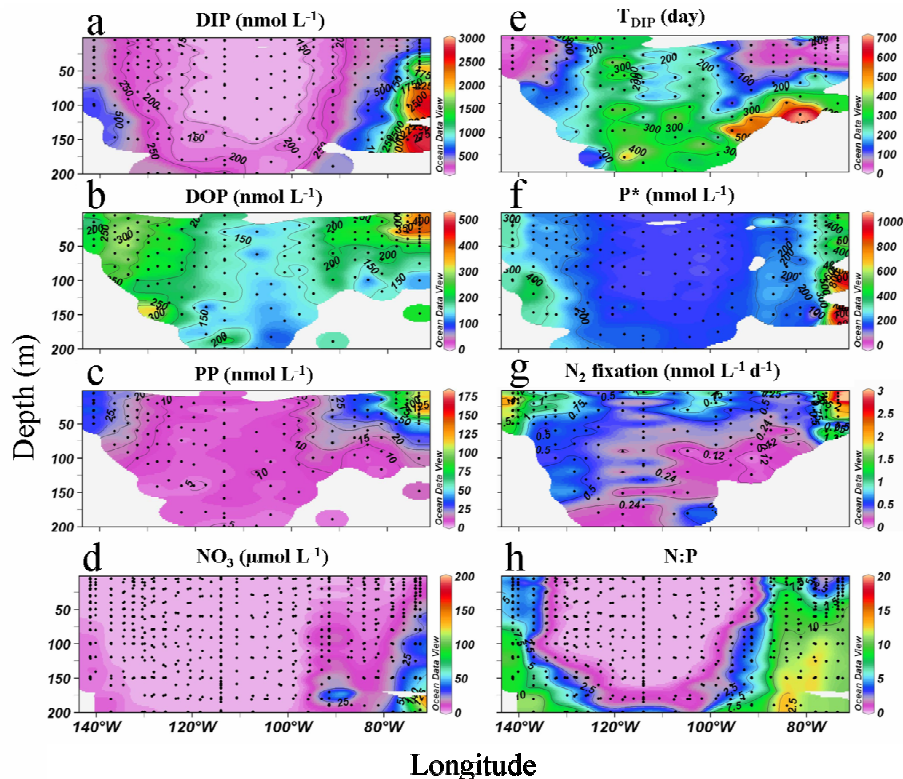


Fig. 2. (a) DIP, (b) DOP, (c) PP, (d) NO_3^- , (e) DIP turnover time, (f) P^* , (g) N_2 fixation rates and (h) NO_3^-/DIP measured during the BIOSOPE cruise (November–December 2004) in the South Pacific between the Marquesas Islands and the Chilean coast. ODV (Schlitzer, 2002) was used to generate the distribution maps.

BGD

4, 2407–2440, 2007

Phosphate availability & N_2 fixation in the tropical Pacific

T. Moutin et al.

Title Page

Abstract

Introduction

Conclusions

References

Tables

Figures

◀

▶

◀

▶

Back

Close

Full Screen / Esc

Printer-friendly Version

Interactive Discussion

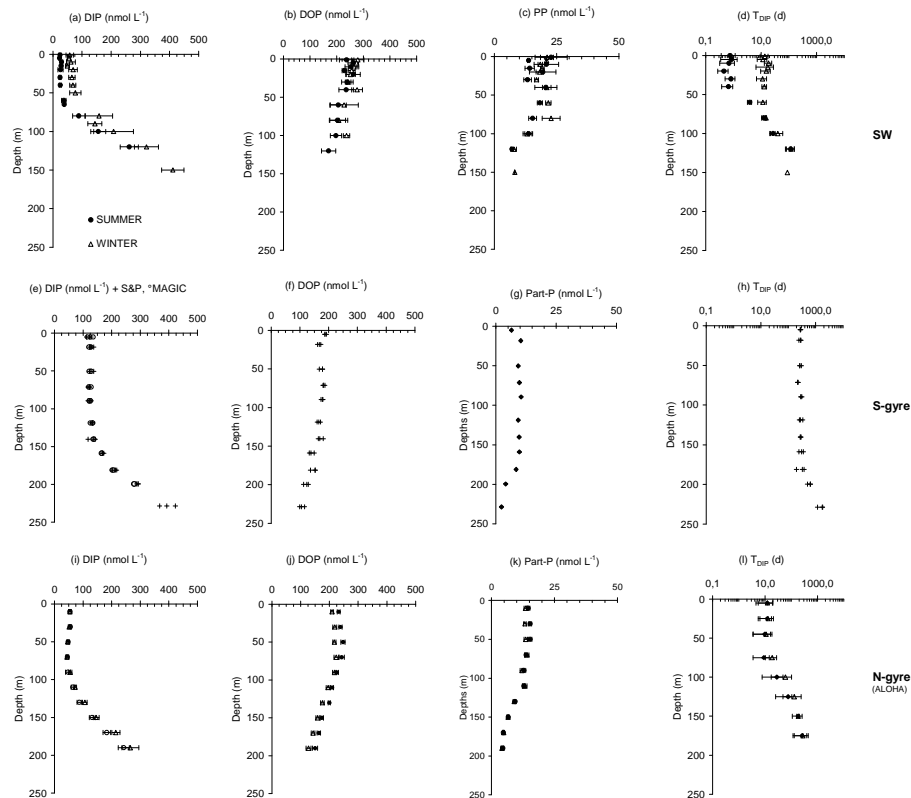


Fig. 3. Current Dissolved Inorganic P (DIP), Dissolved Organic P (DOP), Particulate P (PP) concentrations, and DIP turnover time vs. depth at the three stations studied in the South, North and Southwestern tropical Pacific Ocean. Summer and Winter concentrations are indicated when available.

BGD

4, 2407–2440, 2007

Phosphate availability & N₂ fixation in the tropical Pacific

T. Moutin et al.

Title Page

Abstract

Introduction

Conclusions

References

Tables

Figures

◀

▶

◀

▶

Back

Close

Full Screen / Esc

Printer-friendly Version

Interactive Discussion