



HAL
open science

Tropospheric OH and Cl levels deduced from non-methane hydrocarbon measurements in a marine site

C. Arsene, A. Bougiatioti, M. Kanakidou, B. Bonsang, N. Mihalopoulos

► **To cite this version:**

C. Arsene, A. Bougiatioti, M. Kanakidou, B. Bonsang, N. Mihalopoulos. Tropospheric OH and Cl levels deduced from non-methane hydrocarbon measurements in a marine site. *Atmospheric Chemistry and Physics*, 2007, 7 (17), pp.4673. 10.5194/acp-7-4661-2007 . hal-00328077v2

HAL Id: hal-00328077

<https://hal.science/hal-00328077v2>

Submitted on 18 Jun 2008

HAL is a multi-disciplinary open access archive for the deposit and dissemination of scientific research documents, whether they are published or not. The documents may come from teaching and research institutions in France or abroad, or from public or private research centers.

L'archive ouverte pluridisciplinaire **HAL**, est destinée au dépôt et à la diffusion de documents scientifiques de niveau recherche, publiés ou non, émanant des établissements d'enseignement et de recherche français ou étrangers, des laboratoires publics ou privés.

Tropospheric OH and Cl levels deduced from non-methane hydrocarbon measurements in a marine site

C. Arsene^{1,2}, A. Bougiatioti¹, M. Kanakidou¹, B. Bonsang³, and N. Mihalopoulos¹

¹Environmental Chemical Processes Laboratory, Department of Chemistry, University of Crete, 71003 Heraklion, Greece

²Inorganic and Analytical Chemistry Department, Faculty of Chemistry, Al.I. Cuza University of Iasi, 700506 Iasi, Romania

³Laboratoire des Sciences du Climat et de l'Environnement, CNRS/CEA, 91191 Gif-sur-Yvette Cedex, France

Received: 23 March 2007 – Published in Atmos. Chem. Phys. Discuss.: 11 May 2007

Revised: 30 August 2007 – Accepted: 6 September 2007 – Published: 14 September 2007

Abstract. In situ continuous hourly measurements of C₂–C₈ non-methane hydrocarbons (NMHC_S) have been performed from March to October 2006 at two coastal locations (natural and rural) on the island of Crete, in the Eastern Mediterranean. Well defined diel variations were observed for several short lived NMHC_S (including ethene, propene, n-butane, n-pentane, n-hexane, 2-methyl-pentane). The daytime concentration of hydroxyl (OH) radicals estimated from these experimental data varied from 1.3×10^6 to $\sim 4.0 \times 10^6$ radical cm⁻³, in good agreement with box-model simulations. In addition the relative variability of various hydrocarbon pairs (at least 7) was used to derive the tropospheric levels of Cl atoms. The Cl atom concentration has been estimated to range between 0.6×10^4 and 4.7×10^4 atom cm⁻³, in good agreement with gaseous hydrochloric acid (HCl) observations in the area. Such levels of Cl atoms can be of considerable importance for the oxidation capacity of the troposphere on a regional scale.

1 Introduction

Non-methane hydrocarbons (NMHC_S), as trace gas species, play an important role in the photochemistry of the atmosphere by influencing the concentration of the hydroxyl (OH), hydro-peroxyl (HO₂) radicals and ozone. Indeed, under favourable conditions, including high solar radiation and nitrogen oxides, NMHC oxidation may lead to the production of ozone (Crutzen, 1974; Logan et al., 1981; Collins et al., 2002; Jenkin et al., 2002; Derwent et al., 2003). In addition, the oxidation of several hydrocarbons is known to produce secondary organic aerosol (SOA) that could affect human health, visibility and the Earth's energy balance (Kanakidou et al., 2005).

Correspondence to: C. Arsene
(carsene@uaic.ro)

Light NMHC_S (C₂–C₈) include a large number of trace gases with lifetimes ranging from hours to few months. In the past, measurements of various hydrocarbons with different chemical behaviour toward OH radicals and Cl atoms were used by several groups to estimate atmospheric oxidant levels, e.g. OH radicals and Cl atoms (Kanakidou et al., 1989; Wingenter et al., 1996; Derwent et al., 1999; Bonsang and Kanakidou, 2001). For example OH radical levels during night-time were estimated by Bonsang et al. (1987) through NMHC vertical profile measurements performed in a forested site. From changes in the concentration patterns of NMHC_S measured during tropospheric ozone depletion events in the Arctic spring, Cl and Br atom levels in the range of $3\text{--}8 \times 10^4$ and $3\text{--}6 \times 10^7$ atoms cm⁻³, respectively, were deduced (Jobson et al., 1994; Ramacher et al., 1999). Recently, Read et al. (2007) reported for the Antarctic boundary layer, Cl and Br atoms concentrations in the range of $1.7 \times 10^3\text{--}3.4 \times 10^4$ and $4.8 \times 10^6\text{--}9.6 \times 10^7$ atoms cm⁻³, respectively.

The atmosphere of the eastern Mediterranean is characterised by high insolation, humidity and ozone levels throughout the year (Kouvarakis et al., 2000; Gerasopoulos et al., 2005). Such conditions can lead to OH levels as high as 1×10^7 radical cm⁻³ measured around noon in August 2001 (Berresheim et al., 2003).

In addition, Mihalopoulos et al. (1997) and Kouvarakis et al. (2002) reported for the same area a significant chloride deficit in the aerosol phase relative to sodium, indicating potential presence of Cl atoms in the gas phase. Indeed, this deficit is attributed to the reactions of sodium chloride (NaCl) with acidic species such as sulphuric acid (H₂SO₄) and nitric acid (HNO₃) present also at relatively high levels in the Mediterranean atmosphere (Bardouki et al., 2003; Metzger et al., 2006). These reactions lead to the formation of gaseous hydrochloric acid (HCl), which through reaction with OH radicals is producing Cl atoms in the gas phase (Sander and Crutzen, 1996; Vogt et al., 1996; Wingenter et al., 1996).

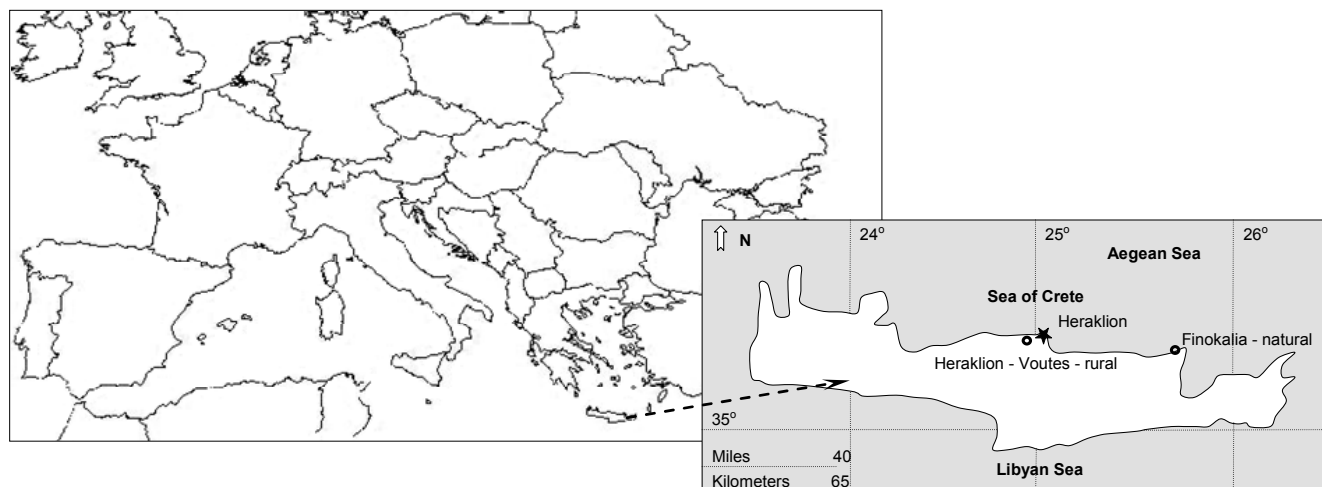


Fig. 1. Map indicating the location of the sampling sites.

The present work provides, for the first time to our knowledge, information on the seasonal variation of the OH radicals and Cl atoms based on the hydrocarbon measurements performed at two coastal sites (natural and rural) on the island of Crete, located in the eastern Mediterranean. The levels are inferred through the relative variability of selected measured hydrocarbons, chemical box model simulations and other well established methodologies. Their possible importance for the oxidation capacity of the troposphere is discussed.

2 Experimental

2.1 Site and experimental procedure

In situ measurements of C_2 to C_8 NMHC_S were conducted at two coastal locations on the island of Crete: the monitoring station of the University of Crete (Finokalia) and the University campus (Heraklion). These two sites are referred in the text as natural and rural, respectively, following Putaud et al. (2004) and Van Dingenen et al. (2004) definition. The University campus is located at a rural area, 5 km inland from the N coast of the island, westward to the main city of Crete, Heraklion, and is occasionally affected by emissions from the city. The air monitoring station at Finokalia is a remote background site located in the N coast of the island but 70 km eastward of Heraklion city. The station is located 50 m far from the coast at about 250 m above sea level, (Fig. 1). In order to avoid possible influences from local sources measurements of NMHC_S were performed at both sites during periods with prevalent N-NW winds of speed higher than 5 m s^{-1} . From March to October 2006, intensive sampling and analyses were performed at the University campus through campaigns consisting of hourly measurements of 2 to 3 days per month (250 samples). From

the 26 July to the 4 August 2006 an intensive sampling was also performed at Finokalia with hourly measurements from 07:00 to 22:00 every day, summer local time (140 samples).

Air samples were analysed by a gas chromatograph (GC, Varian Star 3400) equipped with an FID detector. For each analysis 990 ml of air were drawn from about 5 m above the ground via a stainless steel inlet at a flow rate of 50 ml min^{-1} (air sample integrated over 20 min). The sample firstly passed via a trap filled with magnesium perchlorate ($\text{Mg}(\text{ClO}_4)_2$) to remove the humidity and then the hydrocarbons were trapped on Tenax TA cooled at about -100°C (the temperature of ethanol and liquid nitrogen mixture, $\pm 5^\circ\text{C}$). The collected sample was thermally desorbed into another trap containing glass beads kept at -196°C . After an enrichment period of two minutes the content of the second trap was injected (via thermal desorption) into an Rt-Alumina PLOT capillary column ($\text{Al}_2\text{O}_3/\text{KCl}$, 50 m length, 0.53 mm ID and $6.0 \mu\text{m}$ df). The thermal desorption in both cases was ensured by heating the traps at 100°C , temperature which has been found to be adequate for complete desorption of the retained hydrocarbons. The column was initially held at 40°C for one minute and then the following temperature program was applied: increase at 120°C at a rate of $10^\circ\text{C min}^{-1}$, hold time 5 min; increase at 160°C at a rate of $25^\circ\text{C min}^{-1}$, hold time 5 min; increase at a final temperature of 180°C at a rate of $25^\circ\text{C min}^{-1}$. The total analysis time was 40 min.

A gas mixture containing 1 ppmv of fifty-five C_2 – C_9 NMHC_S (22964-Restek, Spectra Gases) was used for the identification of the compounds of interest. A certified gas standard mixture supplied by Air-Liquid, with a stated accuracy of 2%, and containing ethane (104 ppm), ethene (110 ppm), propane (104 ppm), and n-butane (100 ppm) in N_2 was used as primary calibration standard and was daily injected with a pressure-lock syringe. The reproducibility of the standard was better than 1% and the overall

reproducibility of the analysis of the order of 2%. The detection limit was of the order of 2 to 5 pptv for the C₂–C₃ and C₄–C₇, respectively, and the precision of the analytical technique was previously evaluated by Boissard (1992) to be within 6%. This calibration procedure has been previously described in details (Bonsang and Lambert, 1985; Boissard et al., 1996; Bonsang and Kanakidou, 2001). The method is suitable to quantify heavier NMHC, at pptv levels, and has been validated during intercomparison exercises (Apel et al., 1994).

The identified hydrocarbons were quantified on the base of the assumption of a uniform per-carbon response (C-response) of the FID detector to the hydrocarbons of the primary calibration gas mixture (C₂–C₄ range). It has been observed that the carbon response for acetylene is lower (of the order of 10%) than for other hydrocarbons, for which the response per carbon is identical and remains within the range of accuracy of the measurements (lower than 2%). Acetylene, however, is usually used for its relative variation and as a tracer of contaminated air masses transported from polluted areas.

During the summer intensive campaign at Finokalia, aerosol and gaseous samples were collected using the filter pack technique, for the analyses of HNO₃, HCl and NH₃. The filter pack consists of a succession of 3-filters, namely Teflon, glass fiber filter (GFF) and cellulose, the last two impregnated with sodium carbonate (Na₂CO₃) and citric acid, respectively. In total 30 filter samples (sampling frequency of 3 samples per day) were analysed by ion chromatography (details of the analytical procedure are given in Economou and Mihalopoulos, 2002).

2.2 Model description

The chemistry model used to calculate the OH radical levels is a condensed chemical mechanism which, apart from the background O₃/NO_x/OH/CO and CH₄ chemistry, takes also into account the oxidation chemistry of C₂–C₅ NMHC₅ including isoprene and dimethyl sulphide. The hydrocarbon chemical scheme used in the present study is an update of the Poisson et al. (2001) scheme to IUPAC recommendations (Atkinson et al., 2006) and includes NO₃ radical and some surface reactions as described by Tsigaridis and Kanakidou (2002) and Vrekousis et al. (2004, 2006). No direct heterogeneous ozone losses are taken into account whereas NO_x and RO_x heterogeneous losses are parameterized as explained by Tsigaridis and Kanakidou (2002) and Vrekousis et al. (2004).

Hourly mean observations of O₃, CO, NO, NO₂, JNO₂, JO¹D, temperature, relative humidity (RH) and wind speed, from the background air monitoring station (Finokalia), have been used as input to the model. Ethene, propene, ethane, propane and butanes diurnal mean mixing ratios, measured in the area in 2004 (Liakakou, 2007), are adopted in the model as initial conditions. Formaldehyde (HCHO) mixing ratios

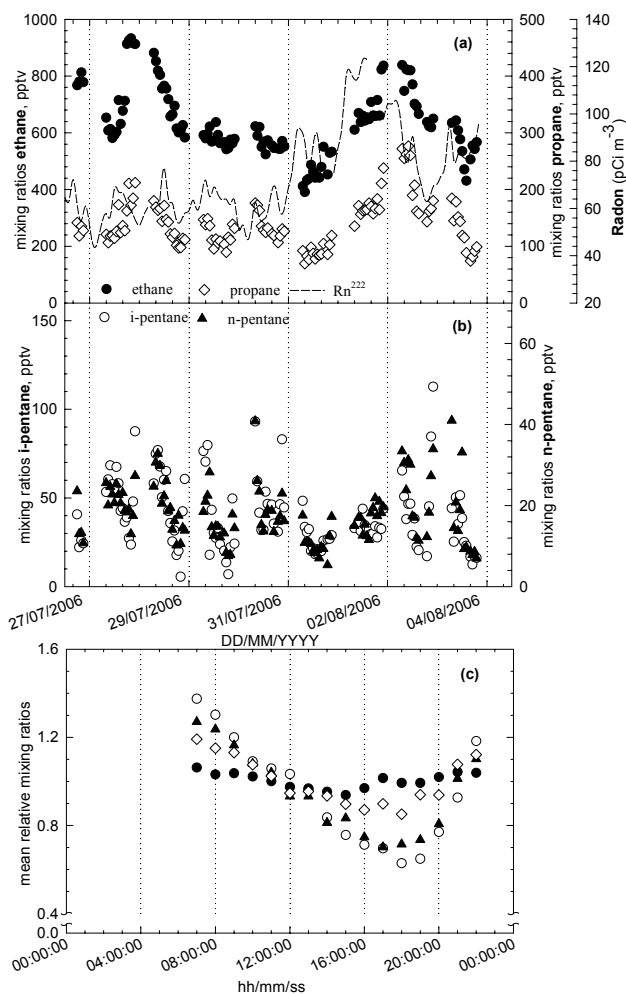


Fig. 2. Variability of ethane, propane, Rn²²² (a), i-pentane and n-pentane (b) measured in a marine area from 26 July to 4 August 2006 (Finokalia). Diel variation (mean relative mixing ratio) of the measured hydrocarbons is presented also (c).

have been initialised to 1 ppbv (Lelieveld et al., 2002). This model version has been previously applied to evaluate on a seasonal basis the impact of isoprene chemistry on the oxidizing capacity of the area (Liakakou et al., 2007).

3 Results

3.1 Seasonal and diel variations of NMHC₅

Figures 2 and 3 show examples of the datasets obtained during the present work and used for the experimental estimation of the OH radicals. The hydrocarbon levels determined during the present study are in good agreement with earlier reported observations for the Mediterranean area (Moschonas and Glavas, 2000; Gros et al., 2003). Figure 2 depicts the diel variability of relatively long lived

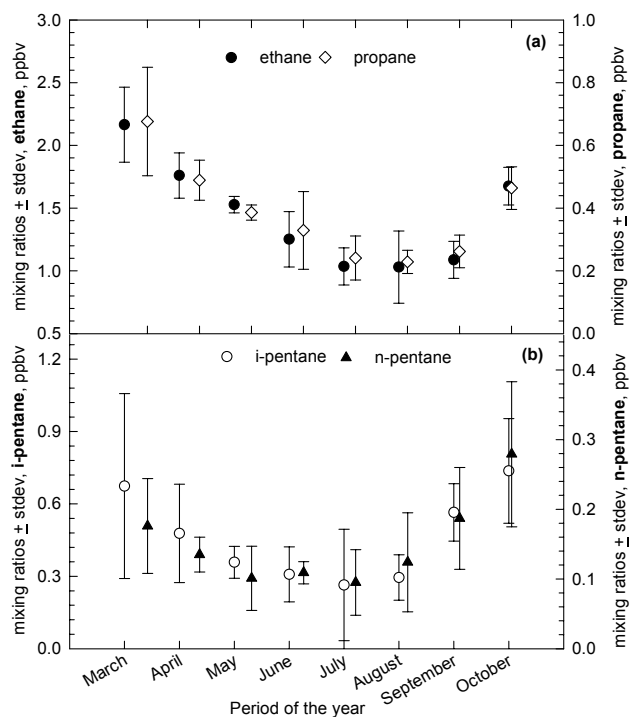


Fig. 3. Monthly variability of ethane, propane (a), i-pentane and n-pentane (b) measured at a rural site (University campus, Heraklion) from March to October 2006.

(ethane, propane, Fig. 2a) and short lived (i-pentane, n-pentane, Fig. 2b) NMHC_S, measured at Finokalia during the campaign in summer 2006. Ethane does not show any clear diel variability and the changes in its pattern are mainly influenced by long range transport due to the relatively long lifetime of ethane toward OH radicals ($\tau_{\text{ethane}}=11.5$ days for a mean OH of 4×10^6 radicals cm^{-3}). In contrast, a clear diel variation is observed for the shorter lived NMHC_S, i- and n-pentane, but also for propane, which present a minimum late in the afternoon, especially during days when no significant changes occurred in the wind speed (Figs. 2b, c).

The monthly variability of afore mentioned hydrocarbons, measured at the University campus from March to October 2006, is presented in Fig. 3. Species as ethane, propane (Fig. 3a) and i-pentane, n-pentane (Fig. 3b) show a clear seasonal variability with a minimum during the warm season, mainly attributed to photochemistry. However, several other factors like transport, emissions, boundary layer height can control the observed seasonal variability of the NMHC_S. Detailed analysis of these factors will be presented elsewhere.

3.2 Estimation of the OH radical levels from NMHC variability

The measurements performed at both sites revealed a clear decaying trend for the short lived NMHC_S over the daytime. Factors like, boundary layer (BL) height, dilution and photo-

chemistry can account for the observed diel variation. Measurements at Finokalia with a Laser Imaging Detection And Ranging (LIDAR) system showed no significant changes in the BL height during the daytime (G. Chourdakis, personal communication, 2006). This behaviour is expected for a marine site as Finokalia, and long-term measurements of the BL reported by Gerasopoulos et al. (2006) confirm this assumption. Thus, the diel variability of the short lived hydrocarbons is attributed to factors other than changes in the BL height, notably dilution and/or local photochemistry.

3.2.1 Impact of dilution

Dilution of the air masses can be estimated using Rn^{222} variability measured at the marine site. As Rn^{222} is emitted from the continents only, when travelling above seawater its concentration decreases due to both the radioactive decay and the dilution. Rn^{222} background concentration above continents is of the order of 100 pCi m^{-3} in agreement with the value of 120 pCi m^{-3} observed during the second period of the intensive in summer 2006 (Fig. 2a), when air masses changed direction and originated from the island (western sector influence). During most of the experimental period, and under the marine sector influence, the mean Rn^{222} activity was of the order of 65 pCi m^{-3} . Thus, dilution of air masses is given by the equation:

$$D = (\text{Rn}_0/\text{Rn}_t) \times e^{(-k \times t)} \quad (1)$$

where D denotes the dilution factor, Rn_0 is the background concentration of Rn^{222} , Rn_t is Rn^{222} concentration at time t in a transported air mass and k is the radioactive decay constant (Polian, 1984). By using the observed Rn^{222} diel variability, during the measuring period at Finokalia in air masses of the same origin (based on trajectory analysis), and for $k=0.18 \text{ d}^{-1}$, we obtain dilution factors (D) ranging from 1.06 to 1.23 (average of ~ 1.16). This corresponds to an average 12 h reduction by 15% due to dilution that is low compared to the photochemical decay of $\text{C}_4\text{--C}_6$ hydrocarbons. Indeed, during the same period the decay due only to oxidation by OH radical accounts for 50–60% reduction in hydrocarbon levels, i.e. a factor of 3 to 4 larger changes than attributed to the dilution.

3.2.2 Impact of chemistry

To further highlight the role of chemistry on the diel variability of the measured hydrocarbons, procedures proposed by other authors (Ehhalt et al., 1998; Jobson et al., 1999; Parrish et al., 2007) have also been investigated. These authors suggested that, in an isolated air parcel, the natural logarithms of the ratios between various hydrocarbon pairs define clear linear relationships with the slope determined by the OH rate constants (predominant reaction sink pathway). Therefore, results from the analysis of the ratios between the natural logarithms of various hydrocarbon pairs are also investigated

Table 1. Ratios between natural logarithm of various hydrocarbon pairs. Data are compared with similar information reported by Ehhalt et al. (1998) and Parrish et al. (2007).

Type of ratio & k_{OH}	Remarks	Values	
		Present work	Parrish et al.
ln(n-butane/ethane)/ln(propane/ethane)	theoretical	2.56 (2.1)*	2.63
	observed natural ($r^2=0.64$)	1.62±0.09	1.67±0.02
	observed rural ($r^2=0.53$)	1.61±0.09	
	underestimation (%)	~37 (23)	~37
ln(i-pentane/propane)/ln(n-butane/propane)	theoretical	2.15 (1.77)*	2.34
	observed natural ($r^2=0.55$)	1.35±0.09	2.4±0.06
	observed rural ($r^2=0.67$)	1.32±0.06	
	underestimation (%)	~38 (25)	–
k_{OH} (cm ³ molec ⁻¹ s ⁻¹)			
ethane		2.50E-13	1.80E-13
propane		1.01E-12	8.90E-13
n-butane		2.40E-12	2.05E-12
i-pentane		3.90E-12	3.60E-12

The reaction rate constants are from Atkinson and Arey (2003) and Atkinson et al. (2006).

*Based on Ehhalt et al. (1998) concept that the theoretical slope is based on the square roots of lifetimes of the studied hydrocarbons.

and presented in Table 1. Data are compared with similar information reported by Parrish et al. (2007). For example, in the present study analysis of the ratio ln(n-butane/ethane) vs. ln(propane/ethane) indicates a value of 1.61 for the rural site and 1.62 for the natural site. Parrish et al. (2007) suggest that such behaviour is expected when aging is the process causing the observed relationships. Our observation regarding the ln(n-butane/ethane)/ln(propane/ethane) ratio agrees well with the 1.67 (a value deduced from measurements performed from 2001 to 2004) reported by Parrish et al. (2007). The theoretical kinetic data adopted here suggest a much larger ratio than normally observed (2.56 that is about 37% higher than the value derived from the observations in the present study) and suggest evolvement of photochemical processing of the air masses.

For the ln(i-pentane/propane) vs. ln(n-butane/propane) the ratio derived from the measurements performed in the present work is 1.32 for the rural site and 1.35 for the natural site. Both ratios are about 38% lower than those predicted by the kinetic data. In addition, the average ratio of 1.34 is about 45% lower than that reported by Parrish et al. (2007).

Based on the approach developed by Ehhalt et al. (1998), comparison of the theoretical slope with the observed one provides information on the importance of the removal by mixing with respect to the chemical decay. A value of 1 for the observed slope indicates that removal is essentially due to mixing. If the two slopes (theoretical and observed) are equal then transport and chemical removal are of similar importance. Finally, if the theoretical slope is greater than the observed one then the chemical decay is the process domi-

nating the hydrocarbons removal. In both studied cases the later condition is fulfilled and therefore these observations clearly indicate the predominant role of chemistry.

3.2.3 OH radical levels

To estimate the OH radical levels we assume that the variation of a hydrocarbon level (dC/dt) can be described by the following equation:

$$dC/dt = P - S - Ex \quad (2)$$

where P represents local production term, S denotes the chemical sink term and Ex is the exchange with the free troposphere.

Assuming i) that the local production equals 0 (valid for alkanes as seawater represents a weak source for light alkanes) and ii) that the Ex is very small compared to chemistry (S), as shown in previous work performed in the area for dimethyl sulphide (DMS), a VOC with a similar lifetime to C₄–C₆ hydrocarbons, then Eq. (2) becomes:

$$dC/dt = -S \quad (3)$$

If only chemistry is important then the decay in the concentration of a hydrocarbon from its initial concentration (C_0) at the beginning of the day to that after a time t (C), due to its reaction with OH radicals and Cl atoms, is described by the equation:

$$C = C_0 \times e^{-(k_{\text{OH}}[\text{OH}] + k_{\text{Cl}}[\text{Cl}]) \times t} \quad (4)$$

Table 2. Monthly OH radical mixing ratios (median value and standard deviation) estimated from the variability of selected NMHC₅ (ethene, propene, n-pentane, n-hexane and 2-methyl pentane) and calculated by a chemical box model.

Site	Month	OH radical concentration (12 h)					
		radical cm ⁻³					
		N	present work		0-D model box		
	median	Standard deviation of estimates (σ)		marine			
rural	March	5	1.3E+06	0.5E+06		1.0E+06	
	April	5	2.2E+06	0.7E+06		1.7E+06	
	May	4	2.5E+06	1.5E+06		3.0E+06	
	June	4	3.2E+06	1.4E+06		4.1E+06	
	July	4	3.4E+06	1.3E+06		4.5E+06	
	August	4	3.3E+06	1.9E+06		3.9E+06	
	September	4	2.6E+06	0.9E+06		3.2E+06	
	October	5	1.7E+06	0.6E+06		2.0E+06	
	marine	July/August	5	4.0E+06	0.6E+06		~4.4E+06

N – number of the hydrocarbons used in the estimation.

By applying a natural logarithm, Eq. (4) leads to Eq. (5) in the form:

$$\ln \frac{C_0}{C} = (k_{\text{OH}}[\text{OH}] + k_{\text{Cl}}[\text{Cl}]) \times t \quad (5)$$

When the reaction with Cl is negligible and the decay of the hydrocarbon is determined only by its reaction with OH, then Eq. (6) can be derived:

$$\ln \frac{C_0}{C} = k_{\text{OH}}[\text{OH}] \times t \quad (6)$$

In this case, the slope of the regression of $\ln(C_0/C)$ as a function of the time t and the reaction rate constant k_{OH} , allows the estimate of the mean OH concentration over the studied period t . Such analysis can be performed based on observations of selected short lived hydrocarbons. The criteria used for this selection is a high reactivity toward OH radicals compared to other atmospheric oxidants, for instance Cl atoms and ozone (Atkinson and Arey, 2003; Atkinson et al., 2006).

Figure 4 shows a typical example of the procedure applied to estimate the OH radical concentration from the variability of the hydrocarbons measured at Finokalia. For this purpose, the observed decreasing trend during daytime has been attributed to the reaction of the hydrocarbons only with OH radicals (Fig. 4a). The diurnal variation of selected short lived hydrocarbons (ethene, propene, n-pentane, n-hexane, 2-methyl-pentane) has been therefore used to estimate the levels of the OH radicals.

Thus, a 12-h median value of 4.0×10^6 radical cm⁻³ (standard deviation (σ) of the data $\pm 0.6 \times 10^6$ radical cm⁻³) was derived from the diurnal variation of ethene, propene, n-pentane, n-hexane and 2-methyl pentane. It is remarkable to note that n-butane leads to much higher OH levels (almost a

factor of 2 higher than the other NMHC₅, Fig. 4b) which can be explained by its higher $k_{\text{Cl}}/k_{\text{OH}}$ ratio than that of other studied hydrocarbons (further discussed in Sect. 3.3).

The concentration of the OH radicals was also derived for the rural site (University campus) by using the above described concept. The results are presented in Table 2. The OH radical levels at this site are estimated to range from 1.3×10^6 (low insolation period) to about 3.4×10^6 radical cm⁻³ (high insolation period). These experimentally derived OH levels agree reasonably well with those derived from the 0-D box model, averaged monthly and for the daytime period, and presented also in Table 2. For instance the experimentally derived value of $4.0 \times 10^6 \pm 0.6 \times 10^6$ radical cm⁻³, for the natural marine site during July/August 2006, is within 10% of the average value of 4.4×10^6 calculated by the 0-D box model for the same period.

The coherence between the experimentally derived OH concentrations and the model calculations indicate that under appropriate meteorological conditions (northward wind direction and wind speed higher than 4 m s^{-1} that ensure influence of chemically aged air masses to the investigated site), measurements of NMHC₅ can provide a useful tool for the estimation of the OH radical concentration.

3.3 Estimation of Cl atom levels from NMHC variability

3.3.1 The evidence of Cl atom chemistry

Apart from OH radicals, halogen atoms can also contribute to the decay of the hydrocarbons during daytime, as shown in Eq. (4). Indication of the presence of halogen atoms in the atmosphere can be obtained through examination of pairs

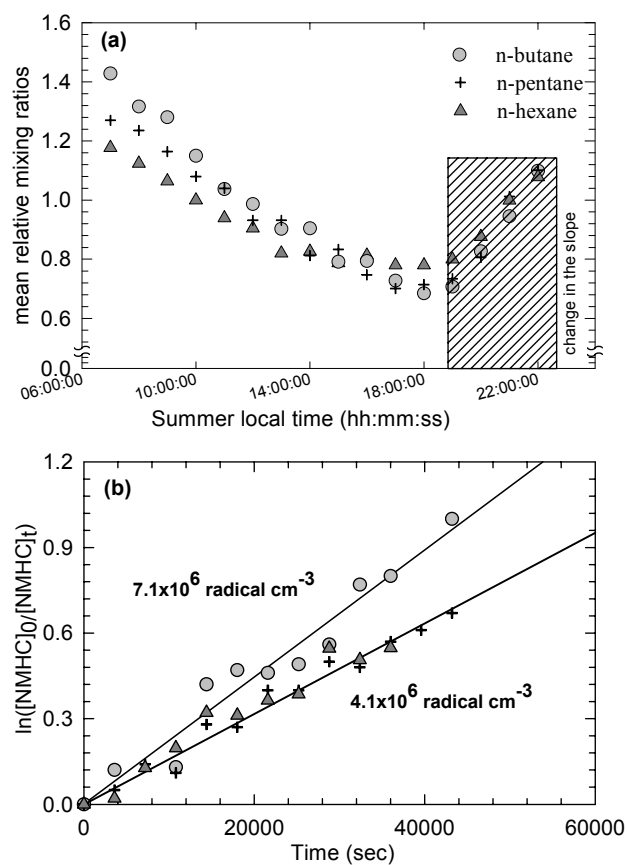


Fig. 4. Typical example of the kinetic analysis applied for the estimation of the OH radical concentration at a marine site. Decaying trend (mean relative mixing ratio) of selected hydrocarbons (a) and the dependence of $\ln(C_0/C)$ vs. time (b).

of compounds that have almost identical reaction rates with respect to OH radicals and very different reaction rates with respect to Cl atoms, e.g. i-butane and n-butane.

Indeed, rates of removal by OH radical and Cl atom for i-butane ($k_{OH}=2.19 \times 10^{-12}$, $k_{Cl}=1.43 \times 10^{-10}$), n-butane ($k_{OH}=2.40 \times 10^{-12}$, $k_{Cl}=2.18 \times 10^{-10}$) and propane ($k_{OH}=1.01 \times 10^{-12}$, $k_{Cl}=1.40 \times 10^{-10}$), in units of $\text{cm}^3 \text{ molecule}^{-1} \text{ s}^{-1}$, suggest theoretical ratios of about 2:2:1 due to reaction with OH alone and approximately 1:2:1, respectively, due to reaction with Cl alone. Due to the differences in the hydrocarbon reactivity toward OH radical and Cl atom, examination of the i-butane/n-butane vs. n-butane distribution may indicate at a first insight the dominant acting radical chemistry, which in case of OH predominance would lead to a constant i-butane/n-butane ratio. Atmospheric dilution and mixing effect can be diminished by including in the analysis a new hydrocarbon, in this case propane. Again if the hydrocarbon chemistry is driven only by OH, the ratio of i-butane/n-butane would remain constant with the increase in the i-butane/propane ratio, while a more predominant Cl chemistry would lead

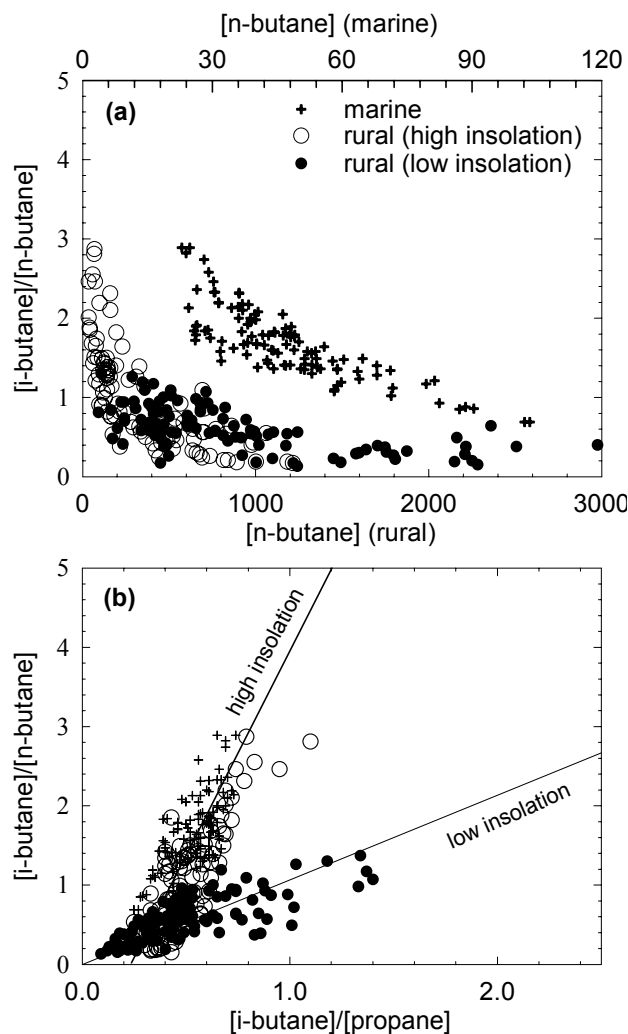


Fig. 5. Plots of i-butane/n-butane vs. n-butane (a) and i-butane/n-butane vs. i-butane/propane (b) during high and low insolation periods.

to a constant i-butane/propane ratio with the increase in the i-butane/n-butane ratio (Hopkins et al., 2002; Read et al., 2007).

Based on NMHC observations at both sites the i-butane/n-butane ratio is plotted against n-butane in Fig. 5a. Figure 5b depicts the distribution of the i-butane/n-butane vs. i-butane/propane under low and high insolation conditions based on all available observations. The i-butane/n-butane ratio varies between 0.3 and 3.0 (± 0.45 , 1σ standard deviation) for the rural site and 0.6 and 3.0 (± 0.44 , 1σ standard deviation) for the natural site. The i-butane/propane ratio is in the range of 0.3 and 0.8 (± 0.11 , 1σ standard deviation). During low insolation period the i-butane/n-butane ratio (0.3 and 1.4, ± 0.28 , 1σ standard deviation), almost equals that of the i-butane/n-propane (0.1 and 1.4, ± 0.32 , 1σ standard deviation). The distributions presented in Fig. 5 and the

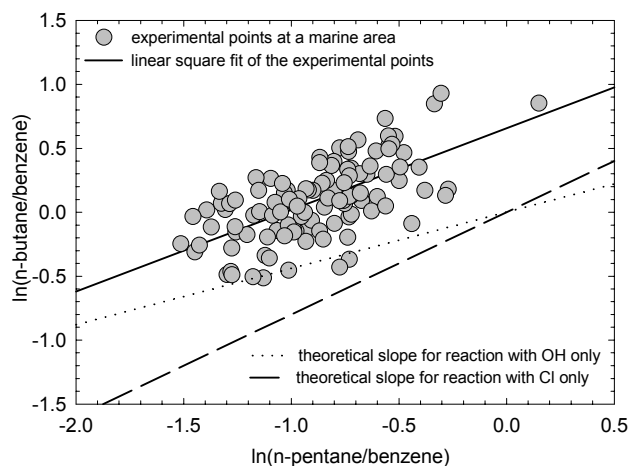


Fig. 6. Plot of $\ln(\text{n-butane/benzene})$ vs. $\ln(\text{n-pentane/benzene})$.

observations related to the values of the various ratios infer that Cl atoms may be present in the area. However, the pattern in Fig. 5b demonstrates also the increased importance of Cl chemistry during the high than during the low insolation period. During the low insolation period (mainly winter time) the photochemical decay of the hydrocarbons is very low and their concentrations are more effectively influenced by dilution and mixing.

There is no appropriate analytical method that allows the direct measurement of Cl atom at levels of 10^3 – 10^5 atoms cm^{-3} such as those expected in the atmosphere (Singh et al., 1996; Wingenter et al., 1996; Rudolph et al., 1997; Read et al., 2007). In the afore mentioned works the Cl atom levels were mainly deduced by using indirect methods such as analysis of logarithmic ratios plots for various NMHC pairs (Wingenter et al., 1996; Rudolph et al., 1997) or final global distributions of ethane and tetrachloro-ethene (Rudolph et al., 1996).

Other approaches, as simple empirical models to fit observations of tetrachloroethene, ethane, ethyne and propane distribution over the Southern Ocean (Wingenter et al., 1999) or measurements of ethane and hydroxyl radical over the equatorial Pacific Ocean (Wingenter et al., 2005), were also used to estimate the Cl atom levels in these areas.

3.3.2 The concept of indirect Cl determination

The analysis in the present study is based on the concept described by Rudolph et al. (1997). Hydrocarbons variability is interrelated with their reactivity toward OH radicals and Cl atoms through logarithmic approaches outlined here below. The dependence between the natural logarithms of the ratios of different NMHC concentrations is described under ideal conditions by a linear relationship as follows:

$$\ln \frac{[A]}{[C]} = a \times \ln \frac{[B]}{[C]} + b \quad (7)$$

where [A], [B] and [C] denote the concentrations of the hydrocarbons measured in the same air sample. When both OH radical and Cl atom reactions are involved in the atmospheric removal of the hydrocarbons the slope, a , in Eq. (7) can be calculated by the expression

$$a_{\text{Cl,OH}} = \frac{(k_{\text{OH}})_C + r(k_{\text{Cl}})_C - (k_{\text{OH}})_A - r(k_{\text{Cl}})_A}{(k_{\text{OH}})_C + r(k_{\text{Cl}})_C - (k_{\text{OH}})_B - r(k_{\text{Cl}})_B} \quad (8)$$

where k denotes the rate constants of the specific hydrocarbon (A, B, C) toward OH radicals or Cl atoms and r is the ratio between the Cl atom and OH radical concentrations ($r = [\text{Cl}]/[\text{OH}]$). Using Eq. (8) the following expression can be derived in order to calculate the $[\text{Cl}]/[\text{OH}]$ ratio

$$\frac{[\text{Cl}]}{[\text{OH}]} = \frac{a_{\text{Cl,OH}}((k_{\text{OH}})_C - (k_{\text{OH}})_B) + (k_{\text{OH}})_A - (k_{\text{OH}})_C}{a_{\text{Cl,OH}}((k_{\text{Cl}})_B - (k_{\text{Cl}})_C) + (k_{\text{Cl}})_C - (k_{\text{Cl}})_A} \quad (9)$$

3.3.3 Experimentally derived Cl levels

Based on the above described concept, as an example, Fig. 6 presents the logarithm of the ratio (n-butane/benzene) as a function of the logarithm of the ratio (n-pentane/benzene) based on the data collected at Finokalia during the summer campaign. These hydrocarbons have been also analysed in detail by Rudolph et al. (1997). If NMHC variability is driven only by the reaction with OH radicals, the slope of the regression depicted in Fig. 6 should be equal to 0.44 as derived from the corresponding ratios of the reaction rate constants of the compounds against OH. In the case of exclusive reaction with Cl atoms the slope of the above presented regression would change to 0.80. These ideal slopes are different from those earlier reported by Rudolph et al. (1997) mainly due to recent literature updates in the reaction rate constants that have been adopted for the present study. However, the slope derived from the NMHC observations in the present work is equal to 0.64 ± 0.07 ($\pm \sigma$), which is not significantly different from the value of 0.58 ± 0.02 reported by Rudolph et al. (1997). Consequently, the $[\text{Cl}]/[\text{OH}]$ ratio of 1.3×10^{-2} , estimated from the 0.64 slope, is in very good agreement with the value of 1.2×10^{-2} reported by Rudolph et al. (1997).

The procedure described above has been applied to all possible pairs of NMHC₅ and only slopes with significant correlation coefficients ($r > 0.85$) were retained for further investigation. Table 3 reports the median of $[\text{Cl}]/[\text{OH}]$ ratio derived for each month as well as the number of the hydrocarbon pairs used for this determination. For each month the concentrations of the Cl atoms were determined using both the ratios of $[\text{Cl}]/[\text{OH}]$ and the levels of the OH radicals experimentally deduced. The derived Cl atom levels range from 0.6×10^4 (low insolation period) to 4.7×10^4 atoms cm^{-3} (high insolation period). Moreover, the continuous measurements performed at the rural site indicate that Cl seasonal distribution follows well the variability of the OH radicals (Fig. 7). Experimental error, uncertainties both in the OH estimates and

Table 3. Median [Cl]/[OH] ratios, number of pairs of NMHC₅ used for the Cl/OH estimation, the derived monthly mean Cl atom concentrations and the associated uncertainty expressed as standard deviation of the estimates.

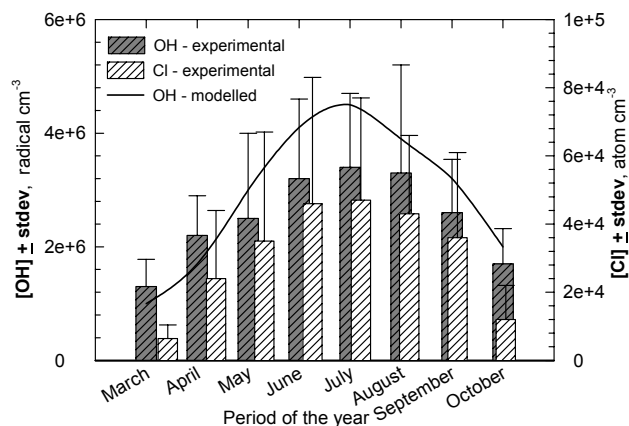
Site	Month	y/x	[Cl]/[OH]	n	[Cl] atom cm ⁻³	σ
rural	March	0.76	0.5E-02	8	0.6E+04	0.4E+04
	April	0.87	1.1E-02	9	2.4E+04	2.0E+04
	May	0.92	1.4E-02	7	3.5E+04	3.2E+04
	June	0.79	1.4E-02	8	4.6E+04	3.7E+04
	July	0.82	1.3E-02	7	4.7E+04	3.0E+04
	August	0.75	1.3E-02	6	4.3E+04	2.3E+04
	September	0.89	1.0E-02	7	3.6E+04	2.5E+04
	October	0.89	1.1E-02	9	1.2E+04	1.0E+04
marine	July/August	0.75	0.7E-02	15	2.3E+04	1.9E+04

n – number of pairs used in the estimation.

available rate constants account for the large standard deviations of the calculated Cl concentrations. However, the levels of Cl atom derived here are in very good agreement with the values recently reported by Pszeny et al. (2007) by using a different approach.

It is interesting to note the difference in Cl atom concentrations derived for summer time at the natural site (Finokalia, median of 2.3×10^4 , standard deviation of data, σ , $\pm 1.9 \times 10^4$ atoms cm⁻³) and at the rural area (University campus, Heraklion, median of 4.5×10^4 , standard deviation of data, σ , $\pm 2.7 \times 10^4$ atoms cm⁻³). As it was already shown in Fig. 1 the rural site is situated closer to the major urban area of the island and thus is more susceptible to the influence from the anthropogenic pollution sources. The anthropogenic impact at this site has been seen by the mean of other pollution tracers as acetylene and black carbon (BC). More acidic anthropogenic constituents could contribute to an enhancement in the displacement mechanism of the Cl⁻ (from sodium chloride, NaCl, sea-salt) to form HCl in the gas phase. In terms of high Cl levels at a site located closer to anthropogenic sources, our result is in good agreement with Pszeny et al. (2007) observations, which report higher Cl levels under more polluted air masses. However, more work is clearly needed in order to examine this hypothesis.

Cl atom concentrations have also been calculated as suggested by Singh et al. (1996). Values were obtained based on the normalization of the night-time/daytime hydrocarbons differences relative to carbon monoxide concentration (CO) derived from the data set obtained at Finokalia during summer. A median value of 4.1×10^4 (standard deviation of data, σ , $\pm 1.2 \times 10^4$ atoms cm⁻³) has been obtained using this approach, which has increased our confidence on the estimated levels of Cl atoms presented in Table 3.

**Fig. 7.** Seasonal distribution of the experimentally determined Cl atom levels compared to the experimentally and theoretically derived OH radical concentrations.

3.3.4 Consistency of the derived Cl atom levels with other Cl_x measurements

Previous works conducted at Finokalia and other locations in the Eastern Mediterranean report significant chloride (Cl) deficit compared to sodium (Na) (Mihalopoulos et al., 1997; Kocak et al., 2004). The observed Cl pattern indicates clear seasonal variability with higher deficit values during summer (Kocak et al., 2004), attributed to the reactions of sea-salt with the acidic species, mainly sulphuric acid (H₂SO₄) and nitric acid (HNO₃), both presenting a summer maximum. These reactions form HCl in the gas phase which can produce Cl atoms through the HCl+OH→Cl+H₂O reaction. However, HCl is also formed through the reactions of various hydrocarbons (RH) with Cl atoms (RH+Cl→R+HCl, where R is an alkyl radical).

For the marine atmosphere a Cl/HCl ratio of the order of 2.0×10^{-6} is expected (see for instance Sander,

Table 4. Hydrocarbon chemical reactivity with regard to OH radicals and Cl atoms, ratio of the reaction rate of each hydrocarbon with Cl to that with OH, contribution of Cl reaction to the total destruction of the hydrocarbon by OH radicals and Cl atoms, lifetime of the selected NMHC_S due to oxidation by OH radicals and Cl atoms.

CH ₄ & NMHC _S	k_{Cl}^{a}	k_{OH}^{a}	$k_{\text{Cl}}/k_{\text{OH}}$	%Cl ^b	lifetime toward ^c	
	cm ³ molec ⁻¹ s ⁻¹				Cl	OH
methane	1.00E-13	6.40E-15	16	8.2	14 y	1.5 y
ethane	5.90E-11	2.50E-13	238	57.6	8.5 d	11.5 d
propane	1.40E-10	1.00E-12	139	44.6	3.5 d	2.9 d
n-butane	2.10E-10	2.40E-12	87	33.5	2.4 d	1.2 d
acetylene	2.00E-10	2.50E-12	80	31.5	2.5 d	1.2 d
i-butane	1.40E-10	1.90E-12	74	29.8	3.5 d	1.5 d
n-pentane	2.50E-10	3.80E-12	66	27.4	2.0 d	18 h
n-hexane	3.00E-10	5.20E-12	58	24.9	1.5 d	13 h
i-pentane	2.00E-10	3.90E-12	51	22.8	2.5 d	18 h
cyclo-hexane	3.10E-10	7.00E-12	44	20.3	1.6 d	10 h
ethene	1.00E-10	8.50E-12	12	6.3	5.3 d	9 h
benzene	1.50E-11	1.20E-12	12	6.7	33 d	2.4 d
toluene	5.90E-11	5.60E-12	11	5.7	80 d	12 h
(m+p)-xylene	1.50E-10	1.40E-11	11	5.8	3.3 d	5 h
propene	2.40E-10	2.60E-11	9	5.0	2.1 d	2.5 h

^a The reaction rate constants are from Atkinson and Aschmann (1985), Atkinson and Arey (2003), Atkinson et al. (2006).

^b The data in the column refers to the importance of the NMHC_S reaction with Cl atoms vs. their total reaction toward OH radicals and Cl atoms. The percentage was calculated according to the $(k_{\text{Cl}}[\text{Cl}]/(k_{\text{Cl}}[\text{Cl}]+k_{\text{OH}}[\text{OH}]))$ expression.

^c In the calculation of the selected NMHC lifetime toward Cl atoms or OH radicals were used the upper limits in their concentration (2.3×10^4 Cl atoms cm⁻³ and 4.0×10^6 OH radicals cm⁻³) as determined in the present experimental work for summer time.

<http://www.mpch-mainz.mpg.de/~sander/> and Pszenny et al., 2004). Using the measured HCl concentrations from the present work and the above ratio, Cl atom levels in the range of 9.8×10^4 to 3.0×10^5 atom cm⁻³ can be estimated. This Cl atom estimate should be viewed as upper limit since the available sampling techniques for gaseous HCl (filter packs, denuders, Coffers) could collect other acidic Cl-containing compounds in addition to the gaseous HCl. However, the derived Cl atom levels are in reasonable agreement with the Cl concentrations indirectly estimated from the measured NMHC variability.

3.4 Possible implications on regional atmospheric chemistry

Table 4 presents the lifetime of selected NMHC_S relative to OH radicals and Cl atoms based on the oxidant concentrations derived during this work. The data in Table 4 clearly reveal that OH radical and, in lesser extent Cl atom levels, control the lifetime for most of the studied hydrocarbons with the exception of few long lived NMHC_S (ethane and propane). However the conditions at Finokalia, with Cl deficit in the aerosol phase and high OH radical levels during summer, prevail also at other locations around Mediterranean (Kocak et al., 2004; Kouyoumdjian and Saliba, 2006). Under these circumstances it is expected that Cl atoms at levels as

those estimated in the present work would have a more regional significance and could be an important oxidant controlling the lifetime of long lived hydrocarbons, including methane (CH₄), in the area. Indeed based on our calculations Cl atoms can increase the removal of CH₄ from the atmosphere by about 8% compared to the amount of CH₄ removed by OH radicals.

4 Conclusions

Continuous hourly in situ measurements of C₂ to C₈ NMHC_S (45 compounds) were performed on the island of Crete in the Eastern Mediterranean, at a coastal rural site, from March to October 2006, and at a natural marine site, from 26 July to 4 August 2006. The large data-set (140 measurements in a marine area during an intensive campaign and more than 250 analyses at a rural site) was used to estimate oxidants levels in the atmosphere over the investigated area.

The levels of the OH radicals were derived from the observed diel variability of short lived NMHC_S under given air masses origin. The daytime OH radical concentrations were found to range from 1.3×10^6 up to 4.0×10^6 radical cm⁻³, in good agreement with 0-D box-model simulations.

Cl atom levels were also estimated using the relative variability of various pairs of NMHC_S (on average 8 pairs).

The determined concentrations of the Cl atoms range from 0.6×10^4 to 4.7×10^4 atoms cm^{-3} , in line with the observed levels of gaseous HCl in the area.

Our results indicate that, under well defined and uniform meteorological conditions, NMHC measurements provide a useful tool to estimate OH and Cl levels in the atmosphere. In addition, the estimated significant levels of Cl atoms can considerably contribute to the oxidation of methane and other long lived hydrocarbons (ethane, propane) in the troposphere of the investigated region.

Acknowledgements. C. Arsene acknowledges financial support by the Marie Curie Intra-European Fellowship Programme for her Postdoctoral Fellow stay at the University of Crete, Greece (project MEIF-CT-2005-009578). A. Bougiatioti acknowledges financial support from the Greek General Secretariat for Research and Technology (PENED 2003 grant). M. Kanakidou and B. Bonsang acknowledge support by PLATON France-Greece collaboration project. The author team thanks also for the instructive comments from the referees and short communications that considerably helped to improve the paper.

Edited by: A. Pszenny

References

- Apel, E. C., Calvert, J. G., and Fehsenfeld, F. C.: The non-methane hydrocarbon intercomparison experiment (NOMHICE): Tasks 1 and 2, *J. Geophys. Res.*, 99, 16 651–16 664, 1994.
- Atkinson, R. and Arey, J.: Atmospheric degradation of volatile organic compounds, *Chem. Rev.*, 103, 4605–4638, 2003.
- Atkinson, R. and Aschmann, S. M.: Kinetics of the gas phase reactions of Cl atoms with a series of organics at 296 ± 2 K and atmospheric pressure, *Int. J. Chem. Kin.*, 17, 33–41, 1985.
- Atkinson, R., Baulch, D. L., Cox, R. A., Crowley, J. N., Hampson, R. F., Hynes, R. F., Hynes, R. G., Jenkin, M. E., Rossi, M. J., and Troe, J.: Evaluated kinetic and photochemical data for atmospheric chemistry: Volume II – gas phase reactions of organic species, *Atmos. Chem. Phys.*, 6, 3625–4055, 2006, <http://www.atmos-chem-phys.net/6/3625/2006/>.
- Bardouki, H., Berresheim, H., Sciare, J., Vrekoussis, M., Kouvarakis, G., Oikonomou, C., Schneider, J., and Mihalopoulos, N.: Gaseous (DMS, DMSO, SO_2 , H_2SO_4 , MSA) and particulate (MS^- and SO_4^{2-}) sulphur compounds during the MINOS campaign, *Atmos. Chem. Phys.*, 3, 1871–1886, 2003, <http://www.atmos-chem-phys.net/3/1871/2003/>.
- Berresheim, H., Plass-Dulmer, C., Elste, T., Mihalopoulos, N., and Rohrer, F.: OH in the coastal boundary layer of Crete during MINOS, measurements and relationship with ozone photolysis, *Atmos. Chem. Phys.*, 3, 639–649, 2003, <http://www.atmos-chem-phys.net/3/639/2003/>.
- Boissard, C.: Distributions troposphériques globales des hydrocarbures légers: de l'experimentation a la modelisation, PhD, Paris VII University, 1992.
- Boissard, C., Bonsang, B., Kanakidou, M., and Lambert, G.: TROPOZ II: Global distributions and budgets of methane and light hydrocarbons, *J. Atmos. Chem.*, 25, 115–148, 1996.
- Bonsang, B., Kanakidou, M., and Lambert, G.: Non methane hydrocarbons chemistry in the atmosphere of an equatorial forest: a case of indirect photochemical production of OH radicals, *Geophys. Res. Lett.*, 88, 1250–1253, 1987.
- Bonsang, B. and Kanakidou, M.: Non-methane hydrocarbon variability during the FIELDVOC'94 campaign in Portugal, *Chemosphere – Global Change Science*, 3, 259–273, 2001.
- Bonsang, B. and Lambert, G.: Nonmethane hydrocarbons in an oceanic atmosphere, *J. Atmos. Chem.*, 2, 257–271, 1985.
- Collins, W. J., Derwent, R. G., Johnson, C. E., and Stevenson, D. S.: The oxidation of organic compounds in the troposphere and their global warming potentials, *Climatic Change*, 52, 53–479, 2002.
- Crutzen, P.: Photochemical reactions initiated by and influencing ozone in unpolluted tropospheric air, *Tellus*, 26, 47–57, 1974.
- Derwent, R. G., Carslaw, N., Simmonds, P. G., Bassford, M., O'Doherty, S., Ryall, D. B., Pilling, M. J., Lewis, A. C., and McQuaid, J. B.: Hydroxyl radical concentrations estimated from measurements of trichloroethylene during the EASE/ACSOE campaign at Mace Head, Ireland, during July 1996, *J. Atmos. Chem.*, 34, 185–205, 1999.
- Derwent, R. G., Jenkin, M. E., Saunders, S. M., Pilling, M. J., Simmonds, P. G., Passant, N. R., Dollard, G. J., Dumitrean, P., and Kent, F.: Photochemical ozone formation in north west Europe and its control, *Atmos. Environ.*, 37, 1983–1991, 2003.
- Economou, C. and Mihalopoulos, N.: Formaldehyde in the rainwater in the eastern Mediterranean: occurrence, deposition and contribution to organic carbon budget, *Atmos. Environ.*, 36, 1337–1347, 2002.
- Ehhalt, D. H., Rohrer, F., Wahner, A., Prather, M. J., and Blake, D. R.: On the use of hydrocarbons for the determination of tropospheric OH concentrations, *J. Geophys. Res.*, 103, 18981–18997, 1998.
- Gerasopoulos, E., Kouvarakis, G., Vrekoussis, M., Kanakidou, M., and Mihalopoulos, N.: Ozone variability in the marine boundary layer of the eastern Mediterranean based on 7-year observations, *J. Geophys. Res.*, 110, 1–12, 2005.
- Gerasopoulos, E., Kouvarakis, G., Vrekoussis, M., Donoussis, C., Mihalopoulos, N., and Kanakidou, M.: Photochemical ozone production in the Eastern Mediterranean, *Atmos. Environ.*, 40, 3057–3069, 2006.
- Gros, V., Williams, J., Van Aardenne, J. A., Salisbury, G., Hofmann, R., Lawrence, M. G., Von Kuhlmann, R., Lelieveld, J., Krol, M., Berresheim, H., Lobert, J. M., and Atlas, E.: Origin of anthropogenic hydrocarbons and halocarbons measured in the summertime European outflow (on Crete 2001), *Atmos. Chem. Phys.*, 3, 1223–1235, 2003, <http://www.atmos-chem-phys.net/3/1223/2003/>.
- Hopkins, J. R., Jones, I. D., Lewis, A. C., McQuid, J. B., and Seakins, P. W.: Non-methane hydrocarbons in the Arctic boundary layer, *Atmos. Environ.*, 36, 3217–3229, 2002.
- Jenkin, M. J., Saunders, S. M., Derwent, R. G., and Pilling, M.: Development of a reduced speciated VOC degradation mechanism for use in ozone models, *Atmos. Environ.*, 36, 4725–4737, 2002.
- Jobson, B. T., Niki, H., Yokouchi, Y., Bottenheim, J., Hopper, F., and Leitch, R.: Measurements of C_2 – C_6 hydrocarbons during the polar sunrise (1992) experiment. Evidence for Cl atom and Br atom chemistry, *J. Geophys. Res.*, 99, 25 355–25 368, 1994.
- Jobson, B. T., McKeen, S. A., Parrish, D. D., Fehsenfeld, F. C.,

- Blake, D. R., Goldstein, A. H., Schauffler, S. M., and Elkins, J. W.: Trace gas mixing ratio variability versus lifetime in the troposphere and stratosphere: observations, *J. Geophys. Res.*, 104(D13), 16 091–16 113, 1999.
- Kanakidou, M., Bonsang, B., and Lambert, G.: Light hydrocarbons vertical profiles and fluxes in a French rural area, *Atmos. Environ.*, 23, 921–927, 1989.
- Kanakidou, M., Seinfeld, J. H., Pandis, S. N., Barnes, I., Dentener, F. J., Facchini, M. C., Van Dingenen, R., Ervens, B., Nenes, A., Nielsen, C. J., Swietlicki, E., Putaud, J. P., Balkanski, Y., Fuzzi, S., Horth, J., Moortgat, G. K., Winterhalter, R., Myhre, C. E. L., Tsigaridis, K., Vignati, E., Stephanou, E. G., and Wilson, J.: Organic aerosol and global climate modelling: A review, *Atmos. Chem. Phys.*, 5, 1053–1123, 2005, <http://www.atmos-chem-phys.net/5/1053/2005/>.
- Kocak, M., Kubilay, N., and Mihalopoulos, N.: Ionic composition of lower tropospheric aerosols at a northeastern Mediterranean site: Implications regarding sources and long-range transport, *Atmos. Environ.*, 38, 2067–2077, 2004.
- Kouvarakis, G., Tsigaridis, K., Kanakidou, M., and Mihalopoulos, N.: Temporal variations of surface regional background ozone over Crete island in the southeast Mediterranean, *J. Geophys. Res.*, 105, 4399–4407, 2000.
- Kouvarakis, G., Doukelis, Y., Mihalopoulos, N., Rapsomanakis, S., Sciare, J., and Blumthaler, M.: Chemical, physical, and optical characterization of aerosols during PAUR II experiment, *J. Geophys. Res.*, 107, 8141, doi:10.1029/2000JD000291, 2002.
- Kouyoumdjian, H. and Saliba, N. A.: Mass concentration and ion composition of coarse and fine particles in an urban area in Beirut: effect of calcium carbonate on the absorption of nitric and sulfuric acids and the depletion of chloride, *Atmos. Chem. Phys.*, 6, 1865–1877, 2006, <http://www.atmos-chem-phys.net/6/1865/2006/>.
- Lelieveld, J., Berresheim, H., Borrmann, S., Crutzen, P. J., Dentener, F. J., Fischer, H., Feichter, J., Flatau, P. J., Heland, J., Holzinger, R., Korrmann, R., Lawrence, M. G., Levin, Z., Markowicz, K. M., Mihalopoulos, N., Minikin, A., Ramanathan, V., De Reus, M., Roelofs, G. J., Scheeren, H. A., Sciare, J., Schlager, H., Schultz, M., Siegmund, P., Steil, B., Stephanou, E. G., Stier, P., Traub, M., Warneke, C., Williams, J., and Ziereis, H.: Global air pollution crossroads over the Mediterranean, *Science*, 298, 794–799, 2002.
- Liakakou, E.: Factors controlling the variability of NMHCs above the Eastern Mediterranean, PhD Thesis, University of Crete, 2007.
- Liakakou, E., Vrekoussis, M., Bonsang, B., Donousis, Ch., Kanakidou, M., and Mihalopoulos, N.: Isoprene above the Eastern Mediterranean: Seasonal variation and contribution to the oxidation capacity of the atmosphere, *Atmos. Environ.*, 41, 1002–1010, 2007.
- Logan, J. A., Prather, M. J., Wofsy, S. C., and McElroy, M. B.: Tropospheric chemistry: A global perspective, *J. Geophys. Res.*, 86, 7210–7254, 1981.
- Metzger, S., Mihalopoulos, N., and Lelieveld, J.: Importance of mineral cations and organics in gas-aerosol partitioning of reactive nitrogen compounds: case study based on MINOS results, *Atmos. Chem. Phys.*, 6, 2549–2567, 2006, <http://www.atmos-chem-phys.net/6/2549/2006/>.
- Mihalopoulos, N., Stephanou, E., Kanakidou, M., Pilitsidis, S., and Bousquet, P.: Tropospheric aerosol ionic composition in the eastern Mediterranean region, *Tellus*, 49B, 314–326, 1997.
- Moschonas, N. and Glavas, S.: Non-methane hydrocarbons at a high-altitude rural site in the Mediterranean (Greece), *Atmos. Environ.*, 34, 973–984, 2000.
- Parrish, D. D., Stohl, A., Forster, C., Atlas, E. L., Blake, D. L., Goldan, P. D., Kuster, W. C., and de Gouw, J. A.: Effects of mixing on evolution of hydrocarbon ratios in the troposphere, *J. Geophys. Res.*, 112, D10S34, doi:10.1029/2006JD007583, 2007.
- Poisson, N., Kanakidou, M., Bonsang, B., Behmann, T., Burrows, J. P., Fischer, H., Golz, C., Harder, H., Lewis, A., Moortgat, G. K., Nunes, T., Pio, C. A., Platt, U., Sauer, F., Schuster, G., Seakins, P., Senzig, J., Seuwen, R., Trapp, D., Volz-Thomas, A., Zenker, T., and Zitzelberger, R.: The impact of natural non-methane hydrocarbon oxidation on the free radical and ozone budgets above a eucalyptus forest, *Chemosphere – Global Change Science*, 3, 353–366, 2001.
- Polian, G.: Atmospheric transport in the Southern Hemisphere and the global balance of ²²²Rn, Thesis Université P. et M. Curie, Paris 6, France, 1984.
- Pszenny, A. A. P., Maldanova, H., Keene, W. C., Sander, R., Maben, J. R., Martinez, M., Crutzen, P. J., Perner, D., and Prinn, R. G.: Halogen cycling and aerosol pH in the Hawaiian boundary layer, *Atmos. Chem. Phys.*, 4, 147–168, 2004, <http://www.atmos-chem-phys.net/4/147/2004/>.
- Pszenny, A. A. P., Fischer, E. V., Russo, R. S., Sive, B. C., and Varner, R. K.: Estimates of Cl atom concentrations and hydrocarbon kinetic reactivity in surface air at Appledore Island, Maine (USA), during International Consortium for Atmospheric Research on Transport and Transformation/Chemistry of Halogens at the Isles of Shoals, *J. Geophys. Res.*, 112, D10S13, doi:10.1029/2006JD007725, 2007.
- Putaud, J. P., Raes, F., Van Dingenen, R., Brüggemann, E., Facchini, M. C., Decesari, F., Fuzzi, S., Gehrig, R., Ugli, C. H., Laj, P., Lorbeer, G., Maenhaut, W., Mihalopoulos, N., Müller, K., Rodriguez, S. Q. S., Schneider, J., Spindler, G., ten Brink, H., Törseth, K., and Wiedensohler, A.: A European aerosol phenomenology. 2: chemical characteristics of particulate matter at kerbside, urban, rural and background sites in Europe, *Atmos. Environ.*, 38, 2579–2595, 2004.
- Ramacher, B., Rudolph, J., and Koppmann, R.: Hydrocarbon measurements during tropospheric ozone depletion events, Evidence for halogen atom chemistry, *J. Geophys. Res.*, 104, 3633–3653, 1999.
- Read, K. A., Lewis, A. C., Salmon, R. A., Jones, A., and Bauguitte, S.: OH and halogen atom influence on the variability of non-methane hydrocarbons in the Antarctic Boundary Layer, *Tellus*, 59, 22–38, 2007.
- Rudolph, J., Koppmann, R., and Plass-Dulmer, C.: The budgets of ethane and tetrachloroethene: Is there evidence for an impact of reactions with chlorine atoms in the troposphere?, *Atmos. Environ.*, 30, 1887–1894, 1996.
- Rudolph, J., Ramacher, B., Plass-Dulmer, C., Müller, K. P., and Koppmann, R.: The indirect determination of chlorine atom concentration in the troposphere from changes in the patterns of non-methane hydrocarbons, *Tellus*, 49, 592–601, 1997.
- Sander, R. and Crutzen, P. J.: Model study indicating halogen activation and ozone destruction in polluted air masses transported to the sea, *J. Geophys. Res.*, 101, 9121–9138, 1996.

- Singh, H. B., Gregory, G. L., Anderson, B., Browell, E., Sachse, G. W., Davis, D. D., Crawford, J., Bradshaw, J. D., Talbot, R., Blake, D. R., Thornton, D., Newell, R., and Merrill, J.: Low ozone in the marine boundary layer of the tropical Pacific ocean: Photochemical loss, chlorine atoms, and entrainment, *J. Geophys. Res.*, 101, 1907–1917, 1996.
- Tsigaridis, K. and Kanakidou, M.: Importance of volatile organic compounds photochemistry over a forested area in central Greece, *Atmos. Environ.*, 36, 3137–3146, 2002.
- Van Dingenen, R., Raes, F., Putaud, J. P., Baltensperger, U., Charon, A., Facchini, M. C., Decesari, S., Fuzzi, S., Gehrig, R., Hansson, H. G., Harrison, R. M., Ugli, C. H., Jones, A. M., Laj, P., Lorbeer, G., Maenhaut, W., Palmgren, F., Querol, X., Rodriguez, S., Schneider, J., ten Brink, H., Tunved, P., Torseth, K., Wehner, B., Weingartner, E., Wiedensohler, A., and Wahlin, P.: A European aerosol phenomenology. 1: physical characteristics of particulate matter at kerbside, urban, rural and background sites in Europe, *Atmos. Environ.*, 38, 2561–2577, 2004.
- Vogt, R., Crutzen, P. J., and Sander, R.: A mechanism for halogen release from sea-salt aerosol in the remote marine boundary layer, *Nature*, 383, 327–330, 1996.
- Vrekoussis, M., Kanakidou, M., Mihalopoulos, N., Crutzen, P. J., Perner, D., Berresheim, H., and Baboukas, E.: Role of NO_3 radicals in oxidation processes in the eastern Mediterranean troposphere during the MINOS campaign, *Atmos. Chem. Phys.*, 4, 169–182, 2004, <http://www.atmos-chem-phys.net/4/169/2004/>.
- Vrekoussis, M., Liakakou, E., Mihalopoulos, N., Kanakidou, M., Crutzen, P. J., and Lelieveld, J.: Formation of HNO_3 and NO_3^- in the anthropogenically-influenced eastern Mediterranean marine boundary layer, *Geophys. Res. Lett.*, 33, L05811, doi:10.1029/2005GL025069, 2006.
- Wingenter, O. W., Kubo, M. K., Blake, N. J., Smith, T. W., Blake, D. R., and Rowland, F. S.: Hydrocarbon and halocarbon measurements as photochemical and dynamical indicators of atmospheric hydroxyl, atomic chlorine, and vertical mixing obtained during Lagrangian flights, *J. Geophys. Res.*, 101, 4331–4340, 1996.
- Wingenter, O. W., Blake, D. R., Blake, N. J., Sive, B. C., Rowland, F. S., Atlas, E., and Flocke, F.: Tropospheric hydroxyl and atomic chlorine concentrations, and mixing timescales determined from hydrocarbon measurements made over the Southern Ocean, *J. Geophys. Res.*, 104, 21 819–21 828, 1999.
- Wingenter, O. W., Sive, B. C., Blake, N. J., Blake, D. R., and Rowland, F. S.: Atomic chlorine concentrations derived from ethane and hydroxyl measurements over the equatorial Pacific Ocean: Implication for dimethyl sulphide and bromine monoxide, *J. Geophys. Res.*, 110, D20308, doi:10.1029/2005JD005875, 2005.