



## A parameterization of size resolved below cloud scavenging of aerosols by rain

J. S. Henzing, D. J. L. Olivié, P. F. J. van Velthoven

### ► To cite this version:

J. S. Henzing, D. J. L. Olivié, P. F. J. van Velthoven. A parameterization of size resolved below cloud scavenging of aerosols by rain. *Atmospheric Chemistry and Physics Discussions*, 2006, 6 (1), pp.1355-1384. hal-00327822

**HAL Id: hal-00327822**

**<https://hal.science/hal-00327822>**

Submitted on 18 Jun 2008

**HAL** is a multi-disciplinary open access archive for the deposit and dissemination of scientific research documents, whether they are published or not. The documents may come from teaching and research institutions in France or abroad, or from public or private research centers.

L'archive ouverte pluridisciplinaire **HAL**, est destinée au dépôt et à la diffusion de documents scientifiques de niveau recherche, publiés ou non, émanant des établissements d'enseignement et de recherche français ou étrangers, des laboratoires publics ou privés.

**Size resolved below  
cloud scavenging of  
aerosols**

J. S. Henzing et al.

# A parameterization of size resolved below cloud scavenging of aerosols by rain

J. S. Henzing<sup>1</sup>, D. J. L. Olivie<sup>2</sup>, and P. F. J. Van Velthoven<sup>1</sup>

<sup>1</sup>Royal Netherlands Meteorological Institute KNMI, De Bilt, The Netherlands

<sup>2</sup>Meteo France, CNRM, Toulouse, France

Received: 28 October 2005 – Accepted: 25 November 2005 – Published: 20 February 2006

Correspondence to: J. S. Henzing (henzing@knmi.nl)

© 2006 Author(s). This work is licensed under a Creative Commons License.

Title Page

Abstract

Introduction

Conclusions

References

Tables

Figures

◀

▶

◀

▶

Back

Close

Full Screen / Esc

Print Version

Interactive Discussion

EGU

Abstract

A size dependent parameterization for the removal of aerosol particles by falling rain droplets is developed. Scavenging coefficients are calculated explicitly as a function of aerosol particle size and precipitation intensity including the full interaction of rain droplet size distribution and aerosol particles. The actual parameterization is a simple and accurate three-parameter fit through these pre-calculated scavenging coefficients. The parameterization is applied in the global chemistry transport model TM4 and the importance of below-cloud scavenging relative to other removal mechanisms is investigated for sea salt aerosol. For a full year run (year 2000), we find that below-cloud scavenging accounts for 12% of the total removal of super-micron aerosol. At mid-latitudes of both hemispheres the fractional contribution of below-cloud scavenging to the total removal of super-micron sea salt is about 30% with regional maxima exceeding 50%. Below-cloud scavenging reduces the global average super-micron aerosol lifetime from 2.47 to 2.16 days in our simulations. Despite large uncertainties in precipitation, relative humidity, and water uptake by aerosol particles, we conclude that below cloud scavenging is likely an important sink for super-micron sized sea salt aerosol particles that needs to be included in size-resolved aerosol models.

1. Introduction

Aerosol removal processes remain an important source of uncertainty in global aerosol transport models (Rasch et al., 2000). Recent aerosol model intercomparisons such as AeroCom (AeroCom, 2005; Textor et al., 2005) show significant differences in modeled atmospheric aerosol concentrations that might be due to differences in the model representations of wet removal of aerosols. Aerosol particles are very efficiently removed from the atmosphere by in-cloud and below-cloud scavenging processes. For accumulation mode aerosol the in-cloud removal, governed by aerosols serving as cloud condensation nuclei or ice nuclei and subsequent removal by precipitation, is by

Size resolved below cloud scavenging of aerosols

J. S. Henzing et al.

Title Page

Abstract

Introduction

Conclusions

References

Tables

Figures

◀

▶

◀

▶

Back

Close

Full Screen / Esc

Print Version

Interactive Discussion

far the most efficient atmospheric sink. However, very small particles are more easily scavenged by rain droplets because they are rapidly transferred into falling droplets as their Brownian motion exceeds the rain droplet fall velocity. Coarse particles are also more easily scavenged than accumulation mode aerosols because of their size and inertness (Slinn, 1984; Pruppacher and Klett, 1997).

On-line calculation of below-cloud scavenging parameters in large-scale aerosol models is (yet) unrealistic due to the large computational time involved. Therefore, studies often describe the size-resolved aerosol load as a diagnostic variable (Collins et al., 2001) or they confine themselves to precipitation free episodes so that wet removal can be neglected (Schulz et al., 1998; Vignati et al., 2001). Studies that do include size resolved below-cloud scavenging generally use approximate expressions for the scavenging rate based on mean rain droplet size (Gong et al., 2003a).

The purpose of this study is to parameterize below-cloud scavenging for aerosols of various sizes taking into account the rain droplet spectrum. The parameterization will be applied to size resolved sea salt aerosol in the global chemistry transport model TM4. The importance of below-cloud scavenging relative to other removal mechanisms will be discussed and the impact on the overall sea salt aerosol lifetime will be investigated.

## 2. Below cloud scavenging coefficient

### 2.1. Explicit calculation

A rain droplet with radius  $R$ , sweeps per unit of time approximately the volume of a cylinder equal to  $\pi(R+r)^2(U_t-u_t)$ , where  $U_t$  is the droplet speed of fall,  $u_t$  the aerosol particle speed of fall, and  $r$  the aerosol particle radius. However, a falling droplet also perturbs the neighboring air and creates a flow-field around the droplet. Therefore, the actual volume swept by the falling droplet depends on the ability of the aerosol particle to adjust to the flow streamlines. The solution of this fluid mechanics problem is often

## Size resolved below cloud scavenging of aerosols

J. S. Henzing et al.

Title Page

Abstract

Introduction

Conclusions

References

Tables

Figures

◀

▶

◀

▶

Back

Close

Full Screen / Esc

Print Version

Interactive Discussion

## Size resolved below cloud scavenging of aerosols

J. S. Henzing et al.

Title Page

Abstract

Introduction

Conclusions

References

Tables

Figures

◀

▶

◀

▶

Back

Close

Full Screen / Esc

Print Version

Interactive Discussion

EGU

expressed in terms of the collision efficiency  $E(R, r)$ , which is defined as the fraction of aerosol particles contained within the sweep-cylinder-volume that actually collides with the falling droplets. We can assume that the aerosol particle speed of fall is small compared to the rain droplet speed of fall and that the aerosol particle radius is small compared to the rain droplet radius. The differential scavenging coefficient  $\beta$ , which is the fractional amount (number, mass etc.) of aerosol removed by precipitation per unit time for a fixed aerosol particle radius, is then given by (Engelmann, 1968):

$$\beta(r) = \int_0^{\infty} \pi R^2 U_t(R) \varepsilon E(R, r) N(R) dR, \quad (1)$$

where  $N(R)dR$  is the number of rain droplets with radii between  $R$  and  $R+dR$  per unit volume and  $\varepsilon$  is the retention efficiency that determines whether the collision between droplet and particle is effective. Below it is explained how the various terms that are necessary to perform the integration of Eq. (1) can be calculated.

### 2.1.1. Rain droplet velocity

In our calculations we will assume that rain droplets always fall at their terminal velocities. We base our rain droplet terminal velocity on an empirical representation given by Atlas et al. (1973) but for  $R < 0.3$  mm we force the droplet velocity smoothly to zero using a linear fit to measurements of Gunn and Kinzer (1949) as proposed by Mätzler (2002). The pressure-independent droplet terminal velocity [ $\text{m s}^{-1}$ ] over the whole range is then given by:

$$U_t(R) = \begin{cases} 0 & ; R \leq 0.015 \text{ mm} \\ 4.323(R - 0.015) & ; 0.015 \leq R \leq 0.3 \text{ mm} \\ 9.65 - 10.3 \exp(-0.3R) & ; R > 0.3 \text{ mm} \end{cases} \quad (2)$$

### 2.1.2. Rain droplet size distribution

We base our rain droplet size distribution on a gamma function fit of De Wolf (2001) to the pioneering size distribution measurements of Laws and Parsons (1943). We choose the gamma fit instead of the more traditional exponential function fit (Marshall and Palmer, 1948), because it represents the size distribution over the whole particle size spectrum whereas the exponential fits overestimate the number of droplets at the small end of the particle size spectrum. Making use of the droplet terminal velocity (Eq. 2), Mätzler (2002) properly normalized the De Wolf size distribution. Normalization assures that the precipitation intensity computed from the droplet size distribution (Eqs. 3a, b) and their accessory speed of fall (Eq. 2) is consistent with the rain rate input variable,  $P$  (Eqs. 3a, b). The empirical expression for the number of drops with drop radii between  $R$  and  $R+dR$ , per unit volume of air, as a function of rain rate  $P$  is given:

$$N(R, P) = \text{norm} \cdot 1.98 \cdot 10^{-5} P^{-0.384} R^{2.93} \exp \left[ - \left( 5.38 P^{-0.186} \cdot R \right) \right] \quad , \quad (3a)$$

where

$$\text{norm} = 1.047 - 0.0436 \cdot \ln P + 0.00734 \cdot (\ln P)^2 \quad . \quad (3b)$$

The adopted rain droplet size distribution (“De Wolf”) is shown in Fig. 1 for a precipitation intensity of  $5 \text{ mm hr}^{-1}$ .

### 2.1.3. Raindrop-aerosol collection efficiency

The collision efficiency,  $E(R, r)$  expresses the probability that an aerosol particle that resides in the geometrical cylinder swept in a certain time interval by the cross-section of a falling rain droplet, actually collides with the droplet. We assume that every collision is efficient: the sticking efficiency or retention,  $\varepsilon$ , is unity (Pruppacher and Klett, 1997), in contrast to particle-particle collisions. The collection efficiency,  $\varepsilon E$ , is therefore equal to the collision efficiency. A value of  $\varepsilon E=1$  implies that all particles in the geometric

## Size resolved below cloud scavenging of aerosols

J. S. Henzing et al.

Title Page

Abstract

Introduction

Conclusions

References

Tables

Figures

◀

▶

◀

▶

Back

Close

Full Screen / Esc

Print Version

Interactive Discussion

EGU

sweep-cylinder will be collected. In general  $\varepsilon E \ll 1$ , except for charged particles and very small Brownian particles (e.g. nanometer-sized particles formed by homogeneous nucleation) that are both not considered in our study. Theoretical solution of the Navier-Stokes equation for prediction of the collision efficiency for the general rain droplet-aerosol interaction case is a difficult undertaking due to the complicated induced flow patterns around the falling drop. Instead of exactly solving the Navier-Stokes equations we use an alternative expression for  $E$  that is based on dimensional analysis and experimental data (Slinn, 1984). The reader is referred to Seinfeld and Pandis (1998, their Sect. 20.3.1) for a full description of the applied  $E$ .

The scavenging coefficient  $\beta$  as a function of aerosol particle radius and precipitation intensity is explicitly calculated using Eq. (1) and is shown in Fig. 2. The dark blue/black area in the figure clearly identifies the well-known Greenfield gap, where aerosols are not effectively removed by falling rain droplets. The strong increase in the scavenging coefficient at particle sizes of about  $2 \mu\text{m}$  marks the transition to the size region where inertial impaction becomes the dominant contributor to the collection efficiency.

## 2.2. Parameterization

To avoid the computationally expensive integration of Eq. (1) in our chemistry transport model, we fit an analytical function through the pre-calculated values of the scavenging coefficient for every aerosol particle radius (1000 log-equidistant increments per order of magnitude increase in particle radius) (Fig. 2). A function of the form

$$\beta(P) = A_0 \left( e^{A_1 P^{A_2}} - 1 \right) \quad , \quad (4)$$

fits the data quite well and yields a scavenging coefficient for every aerosol particle radius that is only a function of the precipitation intensity. Using the fit function instead of an explicit integration over the rain droplet spectrum introduces errors much smaller than 1% except in a very small size region around  $1 \mu\text{m}$  (Fig. 3).

### 3. Global chemistry transport model TM4

The global chemistry transport model TM (Heimann, 1995; Dentener et al., 1999) contains an aerosol module (Jeuken, 2000; IPCC, 2001) that will be used to investigate the impact of the developed below cloud scavenging parameterization. TM is a three-dimensional transport model coupled off-line to ECMWF meteorological fields. Here, we use version 4 of TM that mainly differs from older versions by improved meteorological parameters. This version contains parameterizations of convective (Tiedtke, 1989) and turbulent tracer transport (Holtslag and Boville, 1993; Voegelezang and Holtslag, 1996; Beljaars and Viterbo, 1999). Large scale advection of aerosol tracers is performed using the slopes scheme of Russell and Lerner (1981). We use a horizontal resolution of  $6^\circ$  in longitude and  $4^\circ$  in latitude. In the vertical the total number of hybrid  $\sigma$ -pressure levels (Simmons and Burridge, 1981) has been reduced from 60 (ECMWF) to 25 (TM4) by merging selected layers, mostly in the stratosphere. The scavenging parameterization will be evaluated for sea salt whose parameterization in the model was recently updated, as described below.

#### 3.1. Sea salt source function

A source for sea salt aerosol particles (Gong, 2003b) that is based on the source function given by Monahan et al. (1986) has been included in the model. This source function, which is a function of the wind speed at 10-m height ( $U_{10}$ ), provides the number of particles emitted in a certain size range per unit time and per unit sea surface. In our model the series of physical transport processes on sea salt aerosol are most conveniently formulated in terms of the dry part of the aerosol particles. Therefore, we have translated the source function, which is valid at 80% relative humidity (Monahan et al., 1983), in a dry particle source function using the size dependence of sea salt aerosol as a function of relative humidity given by Gerber (1985). To solve the size distribution both in number and mass it is sufficient to use 12 log-equidistant sectional bins (Gong et al., 2003a). Our 12 bins cover the dry radius spectrum from  $0.03\mu\text{m}$

### Size resolved below cloud scavenging of aerosols

J. S. Henzing et al.

Title Page

Abstract

Introduction

Conclusions

References

Tables

Figures

◀

▶

◀

▶

Back

Close

Full Screen / Esc

Print Version

Interactive Discussion



to  $10.0\text{ }\mu\text{m}$ . Offline, we have calculated the mass emission [kg sea salt per second and per unit sea surface] in every bin for  $1\text{ m s}^{-1}$  wind speed, from which the actual emission is obtained by multiplication with  $U_{10}^{3.41}$  (Monahan et al., 1986). In the model, aerosol particles are assumed to be in a stable equilibrium size with respect to ambient relative humidity. The actual size of sea salt aerosol, which is used to calculate the below-cloud scavenging, is related to their dry size by the relationship of Gerber (1985).

## 3.2. Aerosol sinks

### 3.2.1. Large scale cloud systems

The change in aerosol mass mixing ratio  $\mu$  due to the scavenging by precipitation can be obtained by applying an equivalent fractional loss term  $f$  that accounts for the subgrid-scale patchiness of precipitation (Walton et al., 1988):

$$\mu(t + \Delta t) = \mu(t) \cdot f \equiv \mu(t) \cdot (V_1 f_1 + V_2 f_2 + V_3) \quad (5)$$

where indices 1–3 represent respectively the region inside precipitating clouds, the region below precipitating clouds, and cloud free regions,  $V_i$  is the fraction of the grid cell occupied by region of type  $i$ , and  $f_i = \exp[-\beta_i \Delta t]$  where  $\Delta t$  is the time between two calls of the removal scheme. The assumption of an equivalent fractional loss term implicitly assumes that aerosols are uniformly distributed within each grid cell. We observed that when this scheme is applied at high temporal resolution, aerosol is removed too efficiently. The explanation is that it is implicitly assumed that aerosol is mixed from aerosol rich (cloud free) regions into aerosol poor (precipitating) regions after every removal step whereas in reality the precipitating systems still affect, for a large part, the same aerosol containing air mass. To overcome this problem, we effectively postpone the mixing. To do so we defined a no-mixing-timescale,  $\Delta t_{\text{no-mix}} = N \cdot \Delta t$ , and we reformulated the equivalent fractional loss term that then becomes a function of the number

## Size resolved below cloud scavenging of aerosols

J. S. Henzing et al.

Title Page

Abstract

Introduction

Conclusions

References

Tables

Figures

◀

▶

◀

▶

Back

Close

Full Screen / Esc

Print Version

Interactive Discussion

of calls,  $n$ , of the removal scheme since the last mixing instant:

$$f^*(n) = \frac{V_1 f_1^n + V_2 f_2^n + V_3}{V_1 f_1^{n-1} + V_2 f_2^{n-1} + V_3} \quad (6)$$

If we neglect all other processes but the removal scheme we find for  $n=N$ :

$$\mu(t + N\Delta t) = f^*(N) \cdot \mu(t + (N-1)\Delta t) \quad (7)$$

$$\mu(t + N\Delta t) = f^*(N) \cdot f^*(N-1) \cdot \dots \cdot f^*(1) \cdot \mu(t) \quad (8)$$

$$\mu(t + N\Delta t) = \left( V_1 f_1^N + V_2 f_2^N + V_3 \right) \cdot \mu(t) \quad (9)$$

which equals the mixing ratio that would be obtained if air masses and precipitating clouds would be kept fixed at their relative positions for a time period  $\Delta t_{\text{no-mix}}$ . A convenient assumption for the no-mixing-timescale is the time between successive updates of the meteorological input, which is six hours in our model.

### *Below cloud scavenging*

The differential scavenging coefficient,  $\beta(r)$ , obtained up to now, corresponds to a given, fixed aerosol particle radius. To derive an integral scavenging coefficient that is valid for the total aerosol mass contained within a certain size bin, Eq. (1) has to be integrated over the aerosol particle mass distribution (Dana and Hales, 1976):

$$\beta(r_s) = \int_{r_l}^{r_r} \beta(r) f_{\text{mass}}(r) dr \quad (10)$$

where  $r_l$  and  $r_r$  are the left and right borders of the size bin,  $f_{\text{mass}}(r)dr$  is the mass probability distribution function (pdf), and subscript “s” indicates that the scavenging coefficient is obtained by integration over the aerosol mass spectrum that is contained in the size bin. Within a size bin the mass-pdf is unknown. As a first approximation we

## Size resolved below cloud scavenging of aerosols

J. S. Henzing et al.

Title Page

Abstract

Introduction

Conclusions

References

Tables

Figures

◀

▶

◀

▶

Back

Close

Full Screen / Esc

Print Version

Interactive Discussion

simply assume that the mass is equally distributed within a bin. The resolution with respect to aerosol radius of the parameterized differential scavenging coefficients is chosen such that the scavenging coefficient at the exact radius of the (wet) size bin borders can be obtained by linear interpolation of adjacent scavenging coefficients without introducing additional errors ( $\ll 1\%$ ).

### *In-cloud scavenging*

The in-cloud scavenging coefficient is determined by two sequential steps: first the formation of cloud droplets from water vapor and second the conversion from cloud droplet to rain droplet. We neglect the existence of interstitial aerosol and thus assume that all aerosol particles act as condensation nuclei. The second step, that thus fully determines the removal process, is captured by calculation of the precipitation formation rate (Roelofs and Lelieveld, 1995). The actual scavenging coefficient is the fraction of cloud water that is converted into rain water per unit of time.

### 3.2.2. Dry deposition

Dry deposition, the amount of material deposited to a unit surface area per unit time,  $F$ , is calculated as:

$$F = -v_d C \quad , \quad (11)$$

where the constant of proportionality,  $v_d$ , with units of length per unit time is the deposition velocity. The dry deposition velocity of aerosol particles is a function of turbulent state of the atmosphere and of particle aerodynamic size. Based on theoretical considerations Slinn and Slinn (1980) derived an expression for the deposition velocity,

$$v_d = \frac{(v_a + v_g)(v_b + v_g)}{(v_a + v_b + v_g)} \quad , \quad (12)$$

## Size resolved below cloud scavenging of aerosols

J. S. Henzing et al.

Title Page

Abstract

Introduction

Conclusions

References

Tables

Figures

◀

▶

◀

▶

Back

Close

Full Screen / Esc

Print Version

Interactive Discussion

## Size resolved below cloud scavenging of aerosols

J. S. Henzing et al.

Title Page

Abstract

Introduction

Conclusions

References

Tables

Figures

◀

▶

◀

▶

Back

Close

Full Screen / Esc

Print Version

Interactive Discussion

EGU

where  $v_a$ ,  $v_b$ , and  $v_g$  are velocities. Velocity  $v_a$ , represents the rate of material transport by turbulence from a reference height in the free troposphere to a layer of stagnant air just above and adjacent to the surface (quasi-laminar sublayer). In our model  $v_a = 1/r_a$ , where  $r_a$  is the aerodynamic resistance that is calculated and stored at ECMWF. Analogously, the transfer velocity in the quasi-laminar sublayer is written  $v_b = 1/r_b$ , where  $r_b$  is the resistance to transfer which depends upon Brownian diffusion accounted for by the Schmidt number ( $Sc$ ), and upon inertial impaction, accounted for by the Stokes number ( $St$ ) (Slinn, 1982):

$$r_b = \frac{1}{u_* \left( Sc^{-2/3} + 10^{-3}/St \right)}, \quad (13)$$

where  $u_*$  is the friction velocity,  $Sc = \nu/D$ , where  $\nu$  is the kinematic viscosity and  $D$  the Brownian diffusion and  $St = \nu_g u_*^2 / g \nu$ , where  $g$  is the gravitational acceleration. The gravitational settling velocity is given by Stokes Law,

$$v_g = \frac{4\rho_p r_p^2 g}{18\mu}, \quad (14)$$

where  $\rho_p$  is the density of the particle,  $r_p$  is the particle radius,  $\mu$  is the viscosity of air.

### 3.2.3. Convective cloud systems

The scavenging by convective precipitation is proportional to the mass flux entrained in convective clouds, as in Balkanski et al. (1993) and Guelle et al. (1998). We apply rather arbitrary scavenging efficiencies of 50% for shallow convection up to 700 hPa and of 80% for deep convection. Furthermore, we include an exponential scaling factor to avoid removal in the case of relatively dry updrafts. In the absence of precipitation there is no removal, for a precipitation intensity of 1 mm/hr the scaling is 0.85, and for higher intensities the scaling rapidly goes to 1 (no scaling).

## 4. Results

### 4.1. Emission, load, and lifetime

Applying our model with the newly implemented sea salt source function (Gong, 2003b), we find for the year 2000 a total sea salt mass emission of 2440 Tg for particles with dry radii between 0.03 and 10  $\mu\text{m}$ . This value falls well within the range of estimates reported in the literature (1000 to 3000 Tg/yr, Erickson and Duce, 1988; 5900 Tg/yr, Tegen et al., 1997) and can be compared to the current best estimate of 3300 Tg/yr for sea salt particles with dry radii between 0.03 and 8  $\mu\text{m}$  that is given in IPCC (2001). Super-micron (sub-micron) aerosol particles by definition have diameters larger (smaller) than 1  $\mu\text{m}$ . Super-micron (sub-micron) mass emissions add to 2.390 (48) Tg/yr, which agrees with the ranges of 1000 to 6000 (18 to 100) Tg/yr provided by IPCC (2001). In Fig. 4 we show the seasonal variations of global and hemispheric monthly emissions in our model. The strong seasonal variations in both the northern and southern hemisphere agree with the findings of Gong et al. (2002).

Guelle et al. (2001) used the Monahan (1986) source function for sea salt to estimate a mean annual global mass-load of 0.5 and 10.6 Tg for submicron and supermicron (cut off at 4  $\mu\text{m}$  radius). Using the Gong-Monahan source, that mainly differs from the original Monahan source function at small particle sizes, which make up only a small fraction of the total mass, we find for size ranges corresponding to Guelle et al. global mean loads of 0.5 and 6.1 Tg for submicron and supermicron aerosol, respectively. For the whole size range we find 9.8 Tg which can be compared to Guelle et al. (2001) who have 12.7 Tg.

For IPCC (2001) six models with prescribed sea salt sources were run to estimate global burdens. Using these estimates the average sea salt lifetime for the whole size range is 2.1 days (varying between 0.8 and 4.55 days). Our estimate of 2.16 days is in close agreement with these values.

Title Page

Abstract

Introduction

Conclusions

References

Tables

Figures

◀

▶

◀

▶

Back

Close

Full Screen / Esc

Print Version

Interactive Discussion

## 4.2. Partitioning between below-cloud scavenging and other sinks

For the 12 dry sea salt tracers global-average fractional contributions of dry deposition (dry), removal in convective cloud systems (convective), removal by large-scale clouds (in-cloud), and below-cloud scavenging by falling raindrops (below-cloud) to the total aerosol removal are shown in Fig. 5. For sub-micron particles removal is governed by cloud processes with in-cloud dominating over convective; below-cloud scavenging thus being unimportant. For super-micron sea salt the individual fractional contributions to the total removal are 0.29, 0.16, 0.43, and 0.12 for dry, convective, in-cloud, and below-cloud removal, respectively. All considered removal processes thus contribute significantly to the total removal of super-micron aerosol.

In Fig. 6 the global distribution of the relative contribution of below-cloud scavenging to the total sea salt removal is shown. At mid-latitudes in both hemispheres below-cloud scavenging is regionally the dominant sink for super-micron sea salt. The maximum below-cloud scavenging contributions coincide with yearly averaged maxima in sea salt emissions. A removal process that acts so efficiently in the vicinity of source regions may very efficiently prevent the tracer from being transported to other regions. It is therefore tempting to hypothesize that ignoring the below-cloud scavenging process would have an even stronger effect on the global average aerosol lifetime than can be expected from the global fractional contribution of the below-cloud scavenging to the total removal. However, below we will show that this is not the case. Aerosol lifetime  $\tau$ , can be defined as the ratio of the atmospheric burden of aerosol to its emission. For sufficiently long run time periods emission is balanced by removal. Total removal is the sum of all individual removal processes so that the inverse of the overall lifetime can be written as the sum of the inverse lifetimes of each of the individual removal processes:

$$\frac{1}{\tau_{\text{tot}}} = \frac{1}{\tau_{\text{dry}}} + \frac{1}{\tau_{\text{convective}}} + \frac{1}{\tau_{\text{in-cloud}}} + \frac{1}{\tau_{\text{below-cloud}}} \quad , \quad (15)$$

where individual lifetimes are defined as the ratio of the atmospheric burden to the removal caused by the individual process. The total lifetime and the contributions to it

### Size resolved below cloud scavenging of aerosols

J. S. Henzing et al.

Title Page

Abstract

Introduction

Conclusions

References

Tables

Figures

◀

▶

◀

▶

Back

Close

Full Screen / Esc

Print Version

Interactive Discussion

by the individual processes are shown in Table 1. When all processes are considered, the total atmospheric lifetime is 2.16 days. If one of the processes would not occur the total atmospheric lifetime would increase. The increase in total atmospheric lifetime can thus also be inferred from model simulations with individual removal processes switched off. Running TM4 without below-cloud scavenging, we find  $\tau_{\text{tot}}=2.47$ . If we use Eq. (15) to predict the total atmospheric lifetime in the absence of below-cloud scavenging from the model simulation that includes all removal processes and the simulations with the individual other removal processes switched off, we also find  $\tau_{\text{tot}}=2.47$  days. This confirms the validity of Eq. (15) and implies that the individual lifetimes or individual fractional contributions to total removal can directly be compared to assess their relative importance.

## 5. Remaining uncertainties

We have parameterized the scavenging of aerosol particles by falling rain droplets and have shown that for particles with diameters larger than one micrometer below cloud scavenging is an important process to be included in models, especially when the modeling objective is to simulate aerosol mass (rather than number). We also made it plausible that the new parameterization itself (i.e. the fit through pre-calculated scavenging coefficients and conversion from differential scavenging coefficients to integral scavenging coefficients that are valid for an aerosol size bin) is quite accurate numerically. So far, however, we have not yet discussed physical uncertainties e.g. related to the choice of the rain droplet spectrum or particle humidity growth. Below we give an overview of the most relevant issues.

### 5.1. Rain droplet spectrum

Differential scavenging coefficients depend strongly on the choice of the rain droplet size distribution. The gamma distribution we have chosen may be representative for

## Size resolved below cloud scavenging of aerosols

J. S. Henzing et al.

Title Page

Abstract

Introduction

Conclusions

References

Tables

Figures

◀

▶

◀

▶

Back

Close

Full Screen / Esc

Print Version

Interactive Discussion

global average continues rainfall. However, it is unlikely that the rain droplet distributions of individual precipitating systems are properly described with this distribution. Therefore, we also determined the differential scavenging coefficients using Eq. (1) with the three other rain droplet size distributions that are shown in Fig. 1. The “Marshall Palmer” distribution is the widely used exponential fit of Marshall and Palmer (1948) to the Laws and Parsons (1943) data that is also used by De Wolf (2001). Droplet distributions associated with drizzle and precipitation from thunderstorms are dominated by small and large droplets, respectively. The Joss (Joss et al., 1968) “drizzle” and “thunderstorm” exponential distributions (Fig. 1) can be expected to indicate extremes in this case. However, De Wolf (2001) found that a gamma function fit to the data (Laws and Parsons, 1943) represents the measurements at the small end of the droplet range ( $R < 0.5$ – $1$  mm) better than exponential functions that predict maximum droplet number concentration for droplets with sizes approaching zero diameter. Therefore, the distribution used in this study has fewer small rain droplets, which are very effective aerosol collectors, than the other distributions show in Fig. 1. Results from the “drizzle” distribution pretty much resembled our results, but the “Marshall Palmer” and “Thunderstorm” distributions yielded scavenging coefficients that were a factor of 3 and 5, respectively, higher over the whole range of precipitation intensities and for all aerosol particles sizes. The central plus the additionally investigated distributions do not encompass the whole range of possible rain droplet size distributions (for an overview see Pruppacher and Klett, 1997) so that deviations could potentially be even larger. Moreover, the distributions are the same everywhere below precipitating clouds, whereas it is known that large differences in rain droplet spectra may occur between cloud base and surface due to e.g. breakup and evaporation of large droplets and coagulation of droplets. It is not possible to produce reliable rain droplet size distributions with our model, nor can we integrate the aerosol and rain droplet size distributions to obtain the scavenging coefficients online. As yet it is thus not possible to get around the droplet size distribution problem. This would require an explicit microphysical package to be included which for the moment is numerically too expensive for our model.

## Size resolved below cloud scavenging of aerosols

J. S. Henzing et al.

Title Page

Abstract

Introduction

Conclusions

References

Tables

Figures

◀

▶

◀

▶

Back

Close

Full Screen / Esc

Print Version

Interactive Discussion



5.2. Particle humidity growth

Another possible source of uncertainty is the growth of particles with increasing humidity. For the water uptake of sea salt particles we applied a relation provided by Gerber (1985). In our model sea salt is externally mixed with other aerosol particles.

5 Applying the Gerber relation implicitly assumes that the composition of our sea salt resembles that of the Navy Aerosol Model (NAM). In reality, sea salt particles may act as a substrate for heterogeneous chemistry and will therefore be internally mixed to some extent (Dentener and Crutzen, 1993). Internal mixing of sea salt particles with continental pollution and organic compounds reduces their hygroscopic growth rate

10 (Swietlicki, 2000; Randles et al., 2004). For below-cloud scavenging this may become important for aerosol particles with radii around 1 or 2  $\mu\text{m}$  where the differential scavenging coefficient grows very rapidly with increasing aerosol particle size. Keeping track of internal mixtures combined with online particle humidity growth calculations is not foreseen in our model in the near future, but it is in principle possible. A related

15 issue is the accuracy of the relative humidity itself, especially at high relative humidity. At the coarse resolution used here ( $6^\circ \times 4^\circ$ ) a single, using only an average, value of the relative humidity in each cell is a poor representation of the spatial variability of relative humidity. The large changes in relative humidity fields that are experienced between successive meteo updates, especially in situations with precipitation, indicates that the

20 model neither represents temporal variability well. Moreover relative humidity may not be accurately predicted below precipitating clouds. The importance of uncertainties related to relative humidity may be best demonstrated with an example: The aerosol mass of a sea salt particle with dry radius 1  $\mu\text{m}$  will be underestimated by a factor 2 if the ambient relative humidity of 90% is underestimated at 80%, the corresponding

25 underestimate in the differential scavenging coefficient is more than a factor of 20.

Size resolved below  
cloud scavenging of  
aerosols

J. S. Henzing et al.

Title Page

Abstract

Introduction

Conclusions

References

Tables

Figures

◀

▶

◀

▶

Back

Close

Full Screen / Esc

Print Version

Interactive Discussion

5.3. Precipitation and evaporation

Below-cloud scavenging is directly proportional to the precipitation intensity. Uncertainties in precipitation intensity stem from uncertainties in the distribution of precipitation in time and space and in the calculated precipitation formation rates. Firstly, precipitation is assumed to be distributed uniformly over the cloud covered fraction within the grid cell and over the period between two meteo updates. In reality it may not rain continuously; some of the clouds in the domain may not precipitate at all and thus leave the aerosol unaffected. Our precipitation intensities will thus likely be biased towards lower values. For lower intensities, the rain drop size distribution will consist of more and smaller-sized droplets that scavenge aerosols more easily. Together this will overestimate removal of aerosol particles by below-cloud scavenging. Secondly, the precipitation formed in a grid cell is (almost) always larger than the precipitation intensities at the surface given by the ECMWF data. Part of this difference may be explained by evaporation. Therefore, we scale our precipitation formation rates with ECMWF surface precipitation implicitly handling the evaporation of rain droplets. Uncertainties in ECMWF precipitation will thus directly translate to uncertainties in below-cloud scavenging. Moreover, when falling rain droplets evaporate the aerosol particles that resided in the droplet are released. In our approach the aerosol is released within the cloud and aerosols remain prone to in-cloud scavenging. However, in reality most of the evaporation will take place below cloud base and aerosols are only scavenged by falling rain droplets. Evaporation of falling rain droplets may be an effective downward transport mechanism for aerosol and once properly accounted for may increase the relative contribution of below-cloud scavenging compared to that of in-cloud scavenging. In a (near) future version of the model evaporation fields stored experimentally by ECMWF will be used to investigate this issue further.

Size resolved below cloud scavenging of aerosols

J. S. Henzing et al.

Title Page

AbstractIntroduction

ConclusionsReferences

TablesFigures

◀▶

◀▶

BackClose

Full Screen / Esc

Print Version

Interactive Discussion

# 6. Conclusions

A size dependent parameterization for the removal of aerosol particles by falling rain droplets has been developed. The parameterization has been applied in the global chemistry transport model TM4 and the relative importance of below-cloud scavenging relative to other removal mechanisms has been investigated. To investigate the impact of below-cloud scavenging we have adopted a source for sea salt aerosol (Gong, 2003b). A scheme with 12 log-equidistant bins covering the dry aerosol spectrum from 0.03 to 10.0  $\mu\text{m}$  keeps track of the aerosol size distribution. We have shown that our modeled results fall well within the range of current models, but we have not explicitly evaluated the removal parameterization. The reason is that such an evaluation is complicated by the fact that the emission source function has not been validated either. In fact, currently feasible comparisons against observed atmospheric concentrations rather validate the whole chain of emissions, transport, and removal mechanisms in a specific model (Gong, 2003b). The same would apply here; a comparison of model atmospheric fields obtained with the new parameterization against measurements may yield good agreement by canceling errors. We therefore like to stress the urgency of performing dedicated field experiments addressing sources and sinks of sea salt aerosols jointly.

For a full year run (year 2000), we find that for particles with diameter larger than 1  $\mu\text{m}$ , below-cloud scavenging is as important as the removal in convective updrafts and that below-cloud scavenging accounts for 12% of the total yearly average removal. At mid-latitudes of both hemispheres the fractional contribution of below-cloud scavenging to the total removal is about 30% with regional maxima exceeding 50%. The maxima in relative importance of below-cloud scavenging coincide with maxima in emissions. Excluding the below-cloud scavenging process would result in an increase of global average aerosol lifetime from 2.16 days to 2.47 days.

Despite uncertainties in the obtained deposition by below-cloud scavenging by uncertainties in precipitation, relative humidity, and particle humidity growth, we conclude

## Size resolved below cloud scavenging of aerosols

J. S. Henzing et al.

Title Page

Abstract

Introduction

Conclusions

References

Tables

Figures

◀

▶

◀

▶

Back

Close

Full Screen / Esc

Print Version

Interactive Discussion

that below cloud scavenging is likely an important sink for super-micron sized sea salt aerosol particles. The same conclusion would not necessarily hold for other super-micron sized particles such as e.g. desert dust. Desert dust is produced in arid areas under dry conditions. Therefore, dust is lifted and transported from its source regions and resides generally in the lower free troposphere, whereas coarse mode sea salt remains in the boundary layer.

## References

- AeroCom: <http://nansen.ipsl.jussieu.fr/AEROCOM/>, global aerosol model Intercomparison, 2005.
- 10 Andronache, C.: Estimated variability of below-cloud aerosol removal by rainfall for observed aerosol size distributions, *Atmos. Chem. Phys.*, 3, 131–143, 2003, [SRef-ID: 1680-7324/acp/2003-3-131](#).
- Atlas, D., Srivastava, R. C., and Sekhon, R. S.: Doppler radar characteristics of precipitation at vertical incidence, *Rev. Geophys.*, 11, 1–35, 1973.
- 15 Balkanski, Y. J., Jacob, D. J., and Gardner, G. M.: Transport and residence times of tropospheric aerosols inferred from a global three-dimensional simulation of 210Pb, *J. Geophys. Res.*, 98(D11), 20 573–20 586, 1993.
- Beljaars, A. C. M. and Viterbo, P.: Role of the boundary layer in a numerical weather prediction model, in: *Clear and cloudy boundary layers*, edited by: Holtslag, A. A. M. and Duynkerke, P. G., NH-publishers, 287–304, 1999.
- 20 Collins, W. D., Rasch, P. J., Eaton, B. E., Khattatov, B. V., Lamarque, J.-F., and Zender, C. S.: Simulating aerosols using a chemical transport model with assimilation of satellite aerosol retrievals: Methodology for INDOEX, *J. Geophys. Res.*, 106(D7), 7313–7336, 2001.
- Dana, M. T. and Hales, J. M.: Statistical aspects of the washout of polydisperse aerosols, *Atmos. Environ.*, 10, 45–50, 1976.
- 25 Dentener, F. and Crutzen, P. J.: Reaction of  $N_2O_5$  on tropospheric aerosols: Impact on the global distribution of  $NO_x$ ,  $O_3$ , and OH, *J. Geophys. Res.*, 98, 7149–7163, 1993.
- Dentener, F., Feichter, J., and Jeuken, A.: Simulation of the transport of Rn222 using on-line

## Size resolved below cloud scavenging of aerosols

J. S. Henzing et al.

Title Page

Abstract

Introduction

Conclusions

References

Tables

Figures

◀

▶

◀

▶

Back

Close

Full Screen / Esc

Print Version

Interactive Discussion

- and off-line global models at different horizontal resolutions: a detailed comparison with measurements, *Tellus*, 51B, 573–602, 1999.
- de Wolf, D. A.: On the Laws-Parsons distribution of raindrop sizes, *Radio Science*, 36, 639–642, 2001.
- 5 Engelmann, R. J.: The calculation of precipitation scavenging, in: *Meteorology and Atomic Energy*, edited by: Slade, D. H., USAEC 68-60097, 1968.
- Erickson III, D. J. and Duce, R. A.: On the global flux of atmospheric sea salt, *J. Geophys. Res.*, 93, 14 079–14 088, 1988.
- Fitzgerald, J. W., Marti, J. J., Hoppel, W. A., Frick, G. M., and Gelbard, F.: A one-dimensional sectional model to simulate multicomponent aerosol dynamics in the marine boundary layer
- 20 2. Model application, *J. Geophys. Res.*, 103(D13), 16 103–16 117, 1998.
- Gerber, H. E.: Relative-humidity parameterization of the Navy Aerosol Model (NAM), NRL Report 8956, Naval Research Laboratory, Washington, D.C., 1985.
- Gong S. L., Barrie, L. A., and Lazare, M.: Canadian aerosol module (CAM): A size-segregated simulation of atmospheric aerosol processes for climate and air quality models 2. Global sea-salt aerosol and its budgets, *J. Geophys. Res.*, 107(D24), 4779, doi:10.1029/2001JD002004, 2002.
- 15 Gong, S. L., Barrie, L. A., Blanchet, J.-P., v. Salzen, K., Lohmann, U., Lesins, G., Spacek, L., Zhang, L. M., Girard, E., Lin, H., Leaitch, R., Leighton, H., Chylek, P., and Huang, P.: Canadian Aerosol Module: A size-segregated simulation of atmospheric aerosol processes for climate and air quality models, 1, Module development, *J. Geophys. Res.*, 108(D1), 4007, doi:10.1029/2001JD002002, 2003a.
- 20 Gong, S. L.: A parameterization of sea-salt aerosol source function for sub and super-micron particles, *Global Biogeochem. Cycles*, 17(4), 1097, doi:10.1029/2003GB002079, 2003b.
- 25 Guelle, W., Balkanski, Y. J., Schulz, M., Dulac, F., and Monfray, P.: Wet deposition in a global size-dependent aerosol transport model 1. Comparison of a 1 year  $^{210}\text{Pb}$  simulation with ground measurements, *J. Geophys. Res.*, 103(D10), 11 429–11 445, 1998.
- Guelle, W., Schulz, M., and Balkanski, Y.: Influence of the source formulation on modeling the atmospheric global distribution of sea salt aerosol, *J. Geophys. Res.*, 106(D21), 27 509–27 524, 2001.
- 30 Gunn, R. and Kinzer, G. D.: The terminal velocity of fall for water droplets in stagnant air, *J. Meteorology*, 6, 243–248, 1949.
- Heimann, M.: The global atmospheric tracer model TM2, Tech. Rep. 10, Deutsches Kli-

## Size resolved below cloud scavenging of aerosols

J. S. Henzing et al.

Title Page

Abstract

Introduction

Conclusions

References

Tables

Figures

◀

▶

◀

▶

Back

Close

Full Screen / Esc

Print Version

Interactive Discussion

- marechenzentrum, Hamburg, Germany, 1995.
- Holtstlag, A. A. M. and Boville, B. A.: Local versus nonlocal boundary-layer diffusion in a global climate model, *J. Climate*, 6, 1825–1842, 1993.
- IPCC, *Climate Change 2001: The scientific basis*, Contribution of Working Group I to the Third Assessment Report of the Intergovernmental Panel on Climate Change, Cambridge University Press, 881 p., 2001.
- Jeuken, A. B. M.: Evaluation of chemistry and climate models using measurements and data assimilation, Ph.D. Thesis, Technical University of Eindhoven, 2000.
- Joss, J., Thams, J. C., and Waldvogel, A.: The variation of raindrop size distributions at Locarno, In *Proc. Internat. Conf. on cloud physics*, 369–373, 1968.
- Laws, J. O. and Parsons, D. A.: The relationship of raindrop size to intensity, *Trans. AGU*, 24, 452–460, 1943.
- Mätzler, C.: Drop-size distributions and Mie computations for rain, IAP research report, 2002–16, 2002.
- Marschall, J. S. and Palmer, W. M.: The distribution of raindrop with size, *J. Meteorol. Soc.*, 5, 165–166, 1948.
- Monahan, E. C., Spiel, D. E., and Davidson, K. L.: Model of marine aerosol generation via whitecaps and wave disruption, Preprint Volume, 9th conference on aerospace and aeronautical meteorology, American Meteorological Society, Boston, 147–152, 1983.
- Monahan, E. C., Spiel, D. E., and Davidson, K. L.: A model of marine aerosol generation via whitecaps and wave disruption, in: *Oceanic Whitecaps*, edited by: Monahan, E. C. and Mac Niocaill, G., 167–174, D. Reidel, Norwell, Mass., 1986.
- Pruppacher, H. R. and Klett, J. D.: *Microphysics of clouds and precipitation*, 2nd ed., 954 p., Kluwer Academic Publishers, 1997.
- Randles, C. A., Russell, L. M., and Ramaswamy, V.: Hygroscopic and optical properties of organic sea salt aerosol and consequences for climate forcing, *Geophys. Res. Lett.*, 31, L16108, doi:10.1029/2004GL020628, 2004.
- Rasch, P. J.: A comparison of scavenging and deposition processes in global models: Results from the WCRP Cambridge workshop of 1995, *Tellus*, 52, 1025–1056, 2000.
- Roelofs, G.-J. and Lelieveld, J.: Distribution and budget of O<sub>3</sub> in the troposphere calculated with a chemistry general circulation model, *J. Geophys. Res.*, 100(D10), 20 983–20 998, 1995.
- Russell, G. L. and Lerner, J. A.: A new finite-differencing scheme for the tracer transport equation, *J. Appl. Meteorol.*, 20, 1483–1498, 1981.

## Size resolved below cloud scavenging of aerosols

J. S. Henzing et al.

Title Page

Abstract

Introduction

Conclusions

References

Tables

Figures

◀

▶

◀

▶

Back

Close

Full Screen / Esc

Print Version

Interactive Discussion

- Schulz, M., Balkanski, Y. J., Guelle, W., and Dulac, F.: Role of aerosol size distribution and source location in a three-dimensional simulation of a Saharan dust episode tested against satellite-derived optical thickness, *J. Geophys. Res.*, 103(D9), 10 579–10 592, 1998.
- Seinfeld, J. H. and Pandis, S. N.: *Atmospheric Chemistry and Physics*, Wiley, New York, pp. 1326, 1998.
- Simmons, A. J. and Burridge, D. M.: An energy and angular-momentum conserving vertical finite-difference scheme and hybrid vertical coordinates, *Mon. Weather Rev.*, 109, 758–766, 1981.
- Slinn, S. A. and Slinn, W. G. N.: Prediction for particle deposition on natural waters, *Atmos. Environ.*, 14, 1013–1016, 1980.
- Slinn, W. G. N.: Prediction for particle deposition to vegetative canopies, *Atmos. Environ.*, 16, 1785–1794, 1982.
- Slinn, W. G. N.: Precipitation scavenging, in: *Atmospheric Science and Power Production*, edited by: Randerson, D., Doc. DOE/TIC-27601, Tech. Inf. Cent., Off. Of Sci. and Tech. Inf., U.S. Dep. Of Energy, Washington, D.C., 466–532, 1984.
- Swietlicki, E., Zhou, J., Covert, D. S., Hameri, K., Busch, B., Vakeva, M., Dusek, U., Berg, O. H., Wiedensohler, A., Aalto, P., Mäkelä, J., Martinsson, B. G., Papaspiropoulos, G., Mentes, B. Frank, G., and Stratmann, F.: Hygroscopic properties of aerosol particles in the north-eastern Atlantic during ACE-2, *Tellus*, 52B, 201–227, 2000.
- Tegen, I., Hollrig, P., Chin, M., Fung, I., Jacob, D., and Penner, J. E.: Contribution of different aerosol species to the global aerosol extinction optical thickness: Estimates from model results, *J. Geophys. Res.*, 102, 23 895–23 915, 1997.
- Textor, C., Schulz, M., Guibert, S., Kinne, S., Balkanski, Y., Bauer, S., Berntsen, T., Berglen, T., Boucher, O., Chin, M., Dentener, F., Diehl, T., Easter, R., Feichter, H., Fillmore, D., Ghan, S., Ginoux, P., Gong, S., Grini, A., Hendricks, J., Horowitz, L., Huang, P., Isaksen, I., Iversen, T., Kloster, S., Koch, D., Kirkevåg, A., Kristjansson, J. E., Krol, M., Lauer, A., Lamarque, J. F., Liu, X., Montanaro, V., Myhre, G., Penner, J., Pitari, G., Reddy, S., Seland, Ø., Stier, P., Takemura, T., and Tie, X.: Analysis and quantification of the diversities of aerosol life cycles within AeroCom, *Atmos. Chem. Phys. Discuss.*, 5, 8331–8420, 2005, [SRef-ID: 1680-7375/acpd/2005-5-8331](https://doi.org/10.5194/acpd-2005-5-8331).
- Tiedtke, M.: A comprehensive mass flux scheme for cumulus parameterization in large-scale models, *Mon. Wea. Rev.*, 117, 1779–1800, 1989.
- Vignati, E., de Leeuw, G., and Berkowicz, R.: Modeling coastal aerosol transport and effects of

## Size resolved below cloud scavenging of aerosols

J. S. Henzing et al.

Title Page

Abstract

Introduction

Conclusions

References

Tables

Figures

◀

▶

◀

▶

Back

Close

Full Screen / Esc

Print Version

Interactive Discussion

surf-produced aerosols on processes in the marine atmospheric boundary layer, J. Geophys. Res., 106(D17), 20 225–20 238, 2001.

Vogelezang, D. H. P. and Holtslag, A. A. M.: Evaluation and model impacts of alternative boundary-layer height formulations, Bound.-Layer Meteor., 81, 245–269, 1996.

- 5 Walton, J. T., MacCracken, M. C., and Ghan, S. J.: A global-scale lagrangian trace species model of transport, transformation, and removal processes, J. Geophys. Res., 93(D7), 8339–8354, 1988.

**ACPD**

6, 1355–1384, 2006

---

**Size resolved below  
cloud scavenging of  
aerosols**

J. S. Henzing et al.

---

Title Page

Abstract

Introduction

Conclusions

References

Tables

Figures

◀

▶

◀

▶

Back

Close

Full Screen / Esc

Print Version

Interactive Discussion

EGU



Size resolved below  
cloud scavenging of  
aerosols

J. S. Henzing et al.

**Table 1.** Aerosol lifetimes,  $\tau$ , for super-micron sea salt particles for a model simulation with and a simulation without the below-cloud scavenging parameterization. Subscripts “dry”, “below-cloud”, “in-cloud”, and “convective” refer to dry deposition, below cloud scavenging, scavenging in large scale clouds, and scavenging by convective clouds, respectively.

Process	All Removal Processes		No Below-cloud scavenging	
	Lifetime	Fractional contribution total removal	Lifetime	Fractional contribution total removal
Dry	7.43	0.29	7.77	0.32
Below-cloud	17.43	0.12	–	–
In-cloud	5.07	0.43	4.85	0.51
Convective	13.64	0.16	14.38	0.17
Total	2.16	1.00	2.47	1.00

Title Page

Abstract

Introduction

Conclusions

References

Tables

Figures

◀

▶

◀

▶

Back

Close

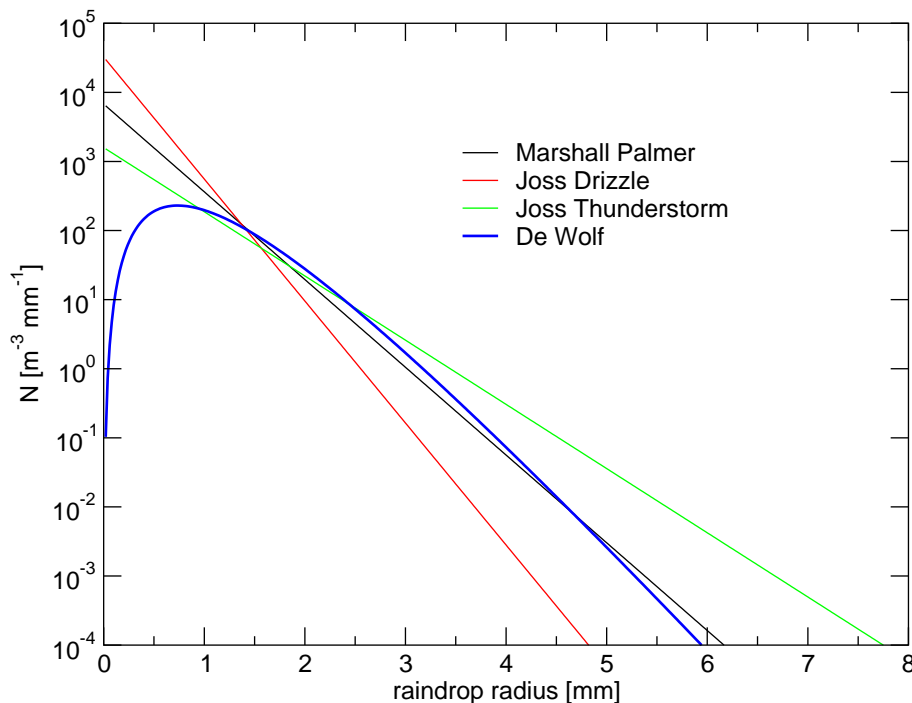
Full Screen / Esc

Print Version

Interactive Discussion

**Size resolved below  
cloud scavenging of  
aerosols**

J. S. Henzing et al.



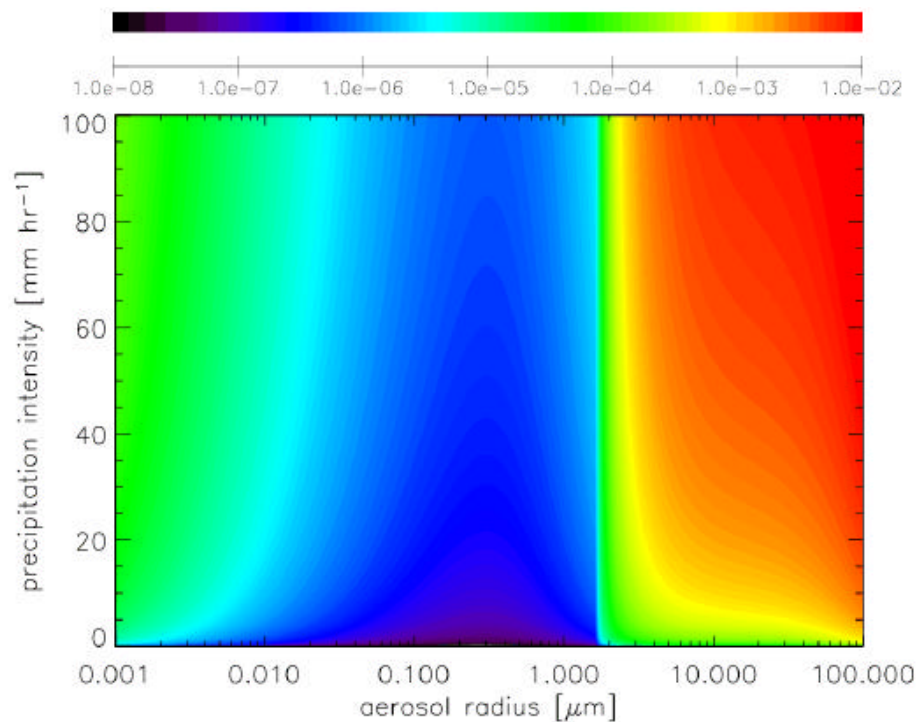
**Fig. 1.** The normalized rain droplet size distribution (precipitation intensity  $5 \text{ mm hr}^{-1}$ ), as used in our study (De Wolf) together with three other widely used size distributions (for a discussion see Sect. 5).

[Title Page](#)[Abstract](#)[Introduction](#)[Conclusions](#)[References](#)[Tables](#)[Figures](#)[◀](#)[▶](#)[◀](#)[▶](#)[Back](#)[Close](#)[Full Screen / Esc](#)[Print Version](#)[Interactive Discussion](#)

EGU

**Size resolved below  
cloud scavenging of  
aerosols**

J. S. Henzing et al.



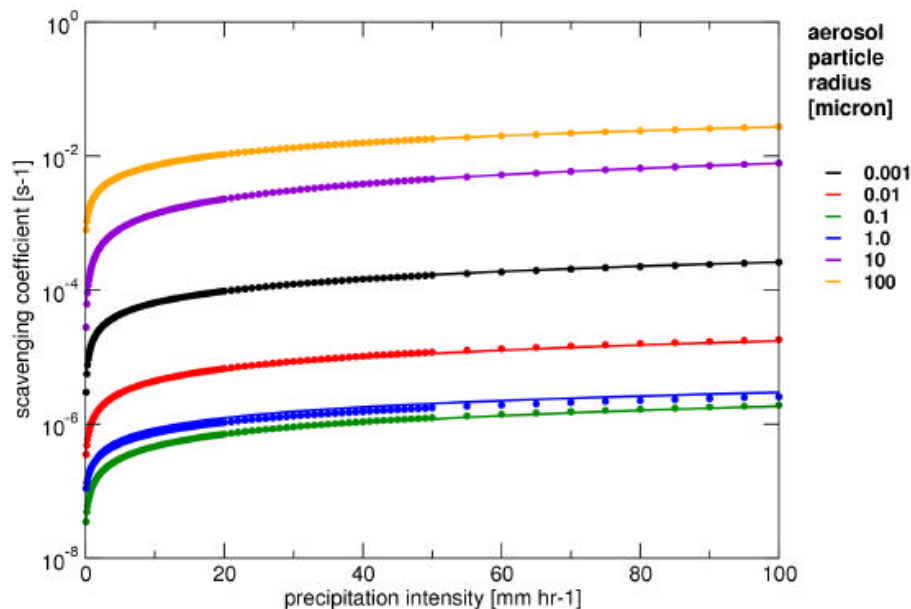
**Fig. 2.** Differential scavenging coefficient [ $\text{s}^{-1}$ ], scale is given in the color bar over the figure.

[Title Page](#)[Abstract](#)[Introduction](#)[Conclusions](#)[References](#)[Tables](#)[Figures](#)[◀](#)[▶](#)[◀](#)[▶](#)[Back](#)[Close](#)[Full Screen / Esc](#)[Print Version](#)[Interactive Discussion](#)

EGU

**Size resolved below  
cloud scavenging of  
aerosols**

J. S. Henzing et al.



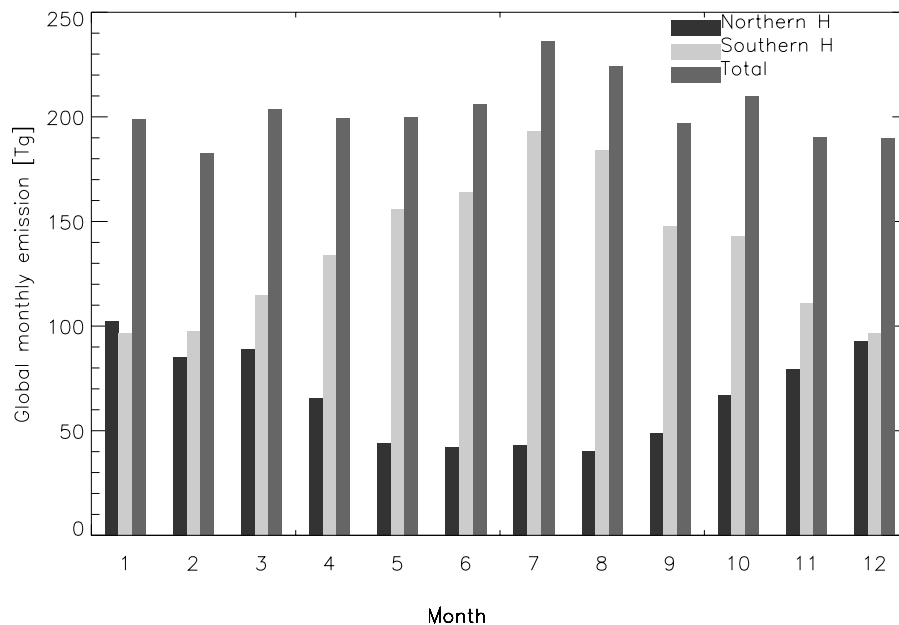
**Fig. 3.** Differential scavenging coefficients for a selection of aerosol radii (different colors). Full integrations of Eq. (1) are indicated by filled circles, results of the applied fit of Eq. (4) are indicated by full lines.

[Title Page](#)[Abstract](#)[Introduction](#)[Conclusions](#)[References](#)[Tables](#)[Figures](#)[◀](#)[▶](#)[◀](#)[▶](#)[Back](#)[Close](#)[Full Screen / Esc](#)[Print Version](#)[Interactive Discussion](#)

EGU

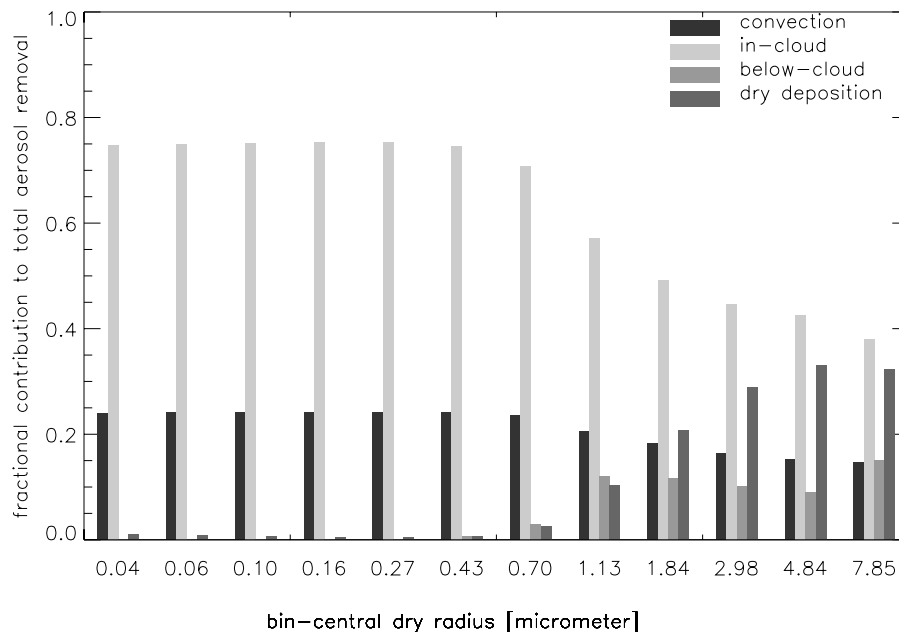
**Size resolved below  
cloud scavenging of  
aerosols**

J. S. Henzing et al.

**Fig. 4.** Simulated monthly variations of global and hemispheric emissions for the year 2000.

**Size resolved below  
cloud scavenging of  
aerosols**

J. S. Henzing et al.



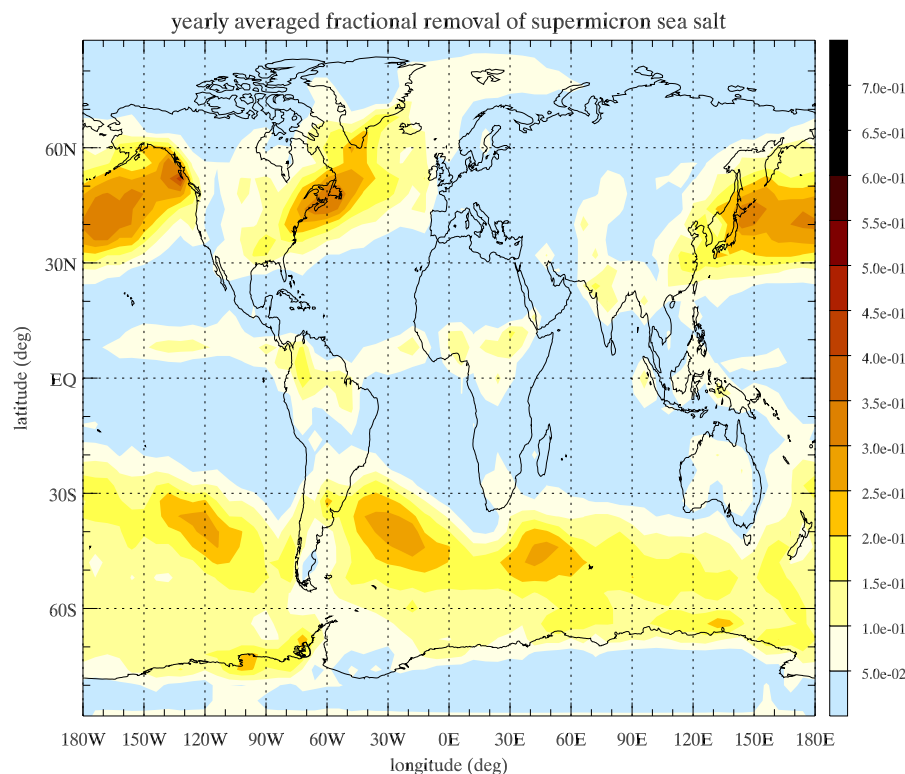
**Fig. 5.** Globally-averaged relative importance of different removal mechanisms for sea salt aerosols for the year 2000. The log-central radii of the 12 (dry) sea salt bins are given in micrometer. “in-cloud” here refers to large scale systems without convection.

[Title Page](#)[Abstract](#)[Introduction](#)[Conclusions](#)[References](#)[Tables](#)[Figures](#)[◀](#)[▶](#)[◀](#)[▶](#)[Back](#)[Close](#)[Full Screen / Esc](#)[Print Version](#)[Interactive Discussion](#)

EGU

**Size resolved below  
cloud scavenging of  
aerosols**

J. S. Henzing et al.



**Fig. 6.** Average fractional contribution of below-cloud scavenging to the total removal of supermicron sea salt aerosol for the year 2000.

Title Page

Abstract

Introduction

Conclusions

References

Tables

Figures

◀

▶

◀

▶

Back

Close

Full Screen / Esc

Print Version

Interactive Discussion

EGU