



**HAL**  
open science

## Source of lithogenic derived element fluxes to the deep subtropical North East Atlantic Ocean

V. Chavagnac, J.J. Waniek, D. Atkin, J.A. Milton, T. Leipe, D.R. Green, R. Bahlo, T.E. Hayes, D.E. Schültz-Bull

► **To cite this version:**

V. Chavagnac, J.J. Waniek, D. Atkin, J.A. Milton, T. Leipe, et al.. Source of lithogenic derived element fluxes to the deep subtropical North East Atlantic Ocean. *Geophysical Research Letters*, 2007, 34, pp.L21604. 10.1029/2007GL030985 . hal-00325850

**HAL Id: hal-00325850**

**<https://hal.science/hal-00325850>**

Submitted on 16 Jun 2022

**HAL** is a multi-disciplinary open access archive for the deposit and dissemination of scientific research documents, whether they are published or not. The documents may come from teaching and research institutions in France or abroad, or from public or private research centers.

L'archive ouverte pluridisciplinaire **HAL**, est destinée au dépôt et à la diffusion de documents scientifiques de niveau recherche, publiés ou non, émanant des établissements d'enseignement et de recherche français ou étrangers, des laboratoires publics ou privés.

Copyright

## Anti-Atlas Moroccan Chain as the source of lithogenic-derived micronutrient fluxes to the deep Northeast Atlantic Ocean

V. Chavagnac,<sup>1,2</sup> J. J. Waniek,<sup>3</sup> D. Atkin,<sup>1</sup> J. A. Milton,<sup>1</sup> T. Leipe,<sup>3</sup> D. R. H. Green,<sup>1</sup> R. Bahlo,<sup>3</sup> T. E. F. Hayes,<sup>1</sup> and D. E. Schulz-Bull<sup>3</sup>

Received 13 June 2007; revised 12 September 2007; accepted 28 September 2007; published 7 November 2007.

[1] Identifying the source of atmospheric dust is crucial to better understand the global marine biogeochemical cycle as phytoplankton growth relies on dissolved micronutrient elements available in the open ocean. Mineralogical, geochemical and Sr isotope analyses of a one year-time series (April 2003–April 2004) of deep ocean particle flux at the Madeira Abyssal Plain in the subtropical northeast Atlantic are presented. The lithogenic fraction has a high occurrence of palygorskite and smectite and an absence of kaolinite together with Sr isotopic compositions similar to the Northeast Atlantic aerosols. This indicates the Anti-Atlas Moroccan chain of Paleozoic age as the source region. The lithogenic fraction supplies 4 times more Fe during a dust event than during the spring-summer aeolian input. A continuous input of only 1% of the lithogenic iron made available over a year period, could lead to an increase in primary productivity of 40% relative to today's value.

**Citation:** Chavagnac, V., J. J. Waniek, D. Atkin, J. A. Milton, T. Leipe, D. R. H. Green, R. Bahlo, T. E. F. Hayes, and D. E. Schulz-Bull (2007), Anti-Atlas Moroccan Chain as the source of lithogenic-derived micronutrient fluxes to the deep Northeast Atlantic Ocean, *Geophys. Res. Lett.*, 34, L21604, doi:10.1029/2007GL030985.

### 1. Introduction

[2] Fe supply to the open ocean impacts on the chemical cycles of carbon, sulphur, silicon and nitrogen by altering algal nutrient stoichiometry and new production rates (e.g. downward particulate organic carbon export) [Fasham, 2003]. Fe is mostly supplied to the ocean via river inputs, continental margin sediments, and aeolian deposition [Jickells *et al.*, 2005]. Sahara dust storms represent a period of Fe loading to the proximal coastal surface ocean [Mahowald *et al.*, 2005] and in the subtropical ocean culminate in a phytoplankton bloom during the fall-winter period [Duce *et al.*, 1991]. Previous meteorological studies showed that all North Africa is a potential dust source [Middleton and Goudie, 2001]. The total ozone mapping spectrometer (TOMS) can identify major dust sources within Africa [Prospero *et al.*, 2002], however the deposition area of dust originating from these sources to the open ocean remains a subject of debate [Mahowald *et al.*, 2005]. So far, element fluxes associated with lithogenic input are

determined by difference between total fluxes and those from the biogenic components [Jickells *et al.*, 1998], relying on a sole continental origin of Aluminium (Al). However, such an assumption may lead to systematic errors in dust/Al ratios [Tindale and Pease, 1999]. We present the results of a mineralogical, chemical and Sr isotopic investigation of a one year time-series of particle flux in the subtropical northeast Atlantic in order to better understand and constrain the impact of aeolian-derived micronutrients on the biogeochemistry.

### 2. Sampling and Methods

[3] We present a one year time-series of deep ocean (3050 m) particle flux data (April 2003–April 2004) collected via sediment trap at site Kiel276 (33°N, 22°W) located in the Madeira Abyssal Plain in the northeast Atlantic (Figure 1). The physical settings of the Kiel276 station, seasonal and annual particle flux cycle and phytoplankton dynamics and the sample preparation and analysis techniques employed in this study are described in detail by Waniek *et al.* [2005].

[4] The mineralogical association of each sample was determined by scanning electron microscopy and energy-dispersive X-Ray microanalyses (EDX). The method is based on automatic identification and quantitative element analysis (EDAX-GENESIS) of 500–1500 individual particles in each sample. The full description of this technique is presented by Leipe *et al.* [1999] and Bauerfeind *et al.* [2005].

[5] The analytical procedure used to obtain the chemical and Sr isotope compositions from each sample (~10 mg) is described in detail by Chavagnac *et al.* [2006].

[6] The mineralogy, chemical composition, Sr isotope ratios and element fluxes are presented in the auxiliary material.<sup>1</sup>

### 3. Results and Discussion

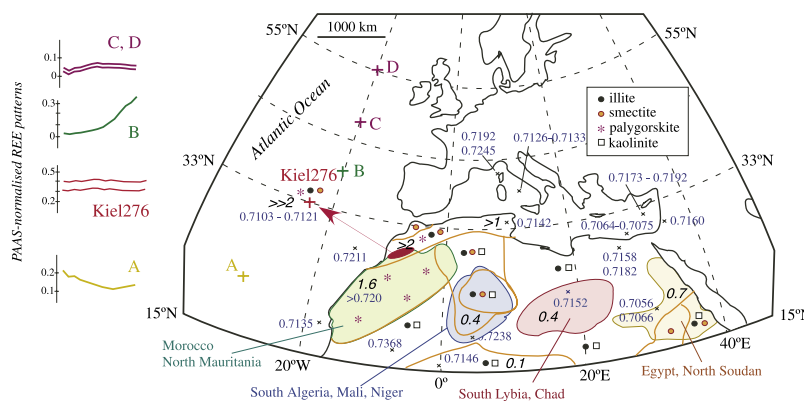
#### 3.1. Mineralogy

[7] Particles collected at 3050 m depth represent a mixture of aeolian and authigenic particles. Maximum particle flux is observed from January to March. The biogenic carbonate and silica represent 1.8 to 82.7% and 0.67 to 34.9% of the total particle flux, respectively (Data Set S1 of the auxiliary material). Variation in the biogenic particle flux was reported to be a direct consequence of the variability of phytoplankton biomass and primary produc-

<sup>1</sup>National Oceanography Centre, Southampton, U.K.

<sup>2</sup>Now at Laboratoire Mécanismes et Transferts en Géologie, Université Paul Sabatier, CNRS, Toulouse, France.

<sup>3</sup>Institut für Ostseeforschung Warnemünde, Rostock, Germany.



**Figure 1.** Position of the Kiel276 site and its main mineralogical, geochemical, and Sr isotope compositions. Map based on *D'Almeida* [1987]. The distribution of the clay mineralogy delimited by orange lines is from *Molinarioli* [1996]. The different sources of soil-derived aerosols from the Saharan dust are represented by coloured-fields with their typical illite/kaolinite ratio in italic. Northern Africa is characterised by illite/kaolinite ratio  $>1$ . Note that the Sahel region, which is located at the top south-end of the map, is characterised by an illite/kaolinite ratio of 0.1 [*Caquineau et al.*, 2002]. The Sr isotopic compositions of different geological formations and aerosols are indicated in blue [*Grousset et al.*, 1998; *Krom et al.*, 1999; *Rognon et al.*, 1996]. The REE patterns of lithogenic material at Kiel276 are compared with those of EUMELI (A [*Tachikawa et al.*, 1997]) and SPM in surface waters from the northeast Atlantic (B, C, D [*Kuss et al.*, 2001]).

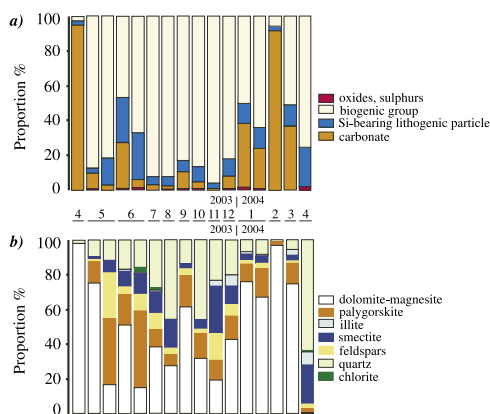
tivity [*Waniek et al.*, 2005]. The lithogenic particle reaches maximum flux from January to March and during a dust event, and consists of quartz, feldspar, carbonate (dolomite, magnesite) and clays among which palygorskite and smectite minerals are the most abundant (Figure 2). The ratio of illite to kaolinite, used to determine the origin of soil-derived aerosols from the Saharan dust [*Caquineau et al.*, 2002], is found to vary over three broad source regions (Figure 1): the North and West Sahara ( $>2$ ), the South and Central Sahara (0.4–0.7) and the Sahel (0.1). This indicates a latitude dependant relationship of the relative proportions of illite and kaolinite in the Sahara region [*Chiapello et al.*, 1997] consistent with the mineralogical characteristics of Atlantic sediments [*Windom*, 1975] and dust collected over the Atlantic Ocean [*Chester et al.*, 1972]. At Kiel276, kaolinite is absent but significant amount of palygorskite and illite associated with smectite are found.

### 3.2. Major and Trace Element Composition

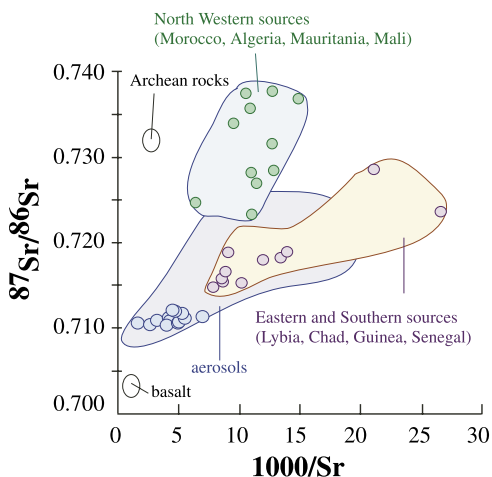
[8] The relative proportions of each major element reflect the dust mineralogy and chemistry of the geological source region. Dolomite and magnesite while being part of the lithogenic fraction, have been removed during the leaching procedure. The chemical composition (Data Sets S2 and S3 of the auxiliary material) is representative of silicate-bearing lithogenic material and refractory minerals among which quartz and biogenic silica act as diluting minerals. The chemical composition of the samples (apart from the samples 16 March–16 April 2004) is remarkably constant for Al, iron (Fe) and magnesium (Mg) with average Fe/Al of  $0.59 \pm 0.2$  in line with Fe/Al ratios of  $0.63 \pm 0.11$  of Saharan dust [*Guieu et al.*, 2002]. Fe correlates linearly and positively with Al ( $R^2 = 0.99$ ), implying that the lithogenic fraction of the particle flux originates from a single source over the time period. The two anomalous samples were sampled during a Saharan dust event (16 March till 16 April 2004) as seen by satellite (<http://earthobservatory.nasa.gov/NaturalHazards/Archive/>), suggesting that aeolian material originated from a much wider source area, hence imparting

an atypical chemical signal. These two samples have Fe/Al ratio  $>1$  and show no evidence of different mineralogical association, apart from higher Fe-oxides (1.25%).

[9] Apart from the two dust-event samples, the particle flux samples exhibit flat Post-Archean average Australian sedimentary rock (PAAS [*McLennan*, 1989]) normalised rare earth element (REE) patterns as evidenced by  $(La/Yb)_N = 0.946–1.077$  (Data Sets S2 and S3 of the auxiliary material) (Figure 1). Only the two exceptions have HREE enrichment over LREE as shown by  $(La/Yb)_N < 0.85$ . We postulate that the HREE enrichment is due to different clay proportions, and imply increasing basalt-weathering products with higher amounts of smectite. The



**Figure 2.** Mineralogical composition of the particle flux ( $33^\circ\text{N}$ ,  $22^\circ\text{W}$ ). (a) The biogenic group includes calcite, opal, organics, Ca-P mineral, and barite; the Si-bearing lithogenic group is composed of quartz, plagioclase, and clays (illite, smectite, palygorskite, chlorite); the oxide-sulphur group consists of Fe oxide, bauxite, pyrite, and Ti minerals. The carbonate group is composed of dolomite and magnesite. (b) Percentage of each mineral of the lithogenic group.



**Figure 3.**  $^{87}\text{Sr}/^{86}\text{Sr}$  versus  $1000/\text{Sr}$  diagram. Kiel276 samples (blue circles) are compared to Saharan province loess and sand deposits (green and yellow fields [Grousset *et al.*, 1998]) and North African aerosols (pale blue field [Grousset *et al.*, 1992; Krom *et al.*, 1999]).

REE patterns are similar to those of deep particles in the Sargasso Sea [Sholkovitz *et al.*, 1994], but differ from the detrital particle fraction at  $21^\circ\text{N}$ ,  $31^\circ\text{W}$  (LREE enriched REE patterns with  $(\text{La}/\text{Yb})_{\text{N}} = 1.202\text{--}1.572$ ) most likely because of different source regions within the Sahara [Tachikawa *et al.*, 1997]. Note that station B exhibit HREE abundances and high Ti/Al ratio, which is interpreted as being due to specific lithogenic material [Kuss *et al.*, 2001]. However, the lithogenic particle flux at Kiel276 exhibit similar REE features to suspended particulate material (SPM) in surface waters at station C and D from the northeast Atlantic [Kuss *et al.*, 2001], suggesting a common REE-carrier, i.e. clays, at both locations.

### 3.3. Sr Isotope Composition

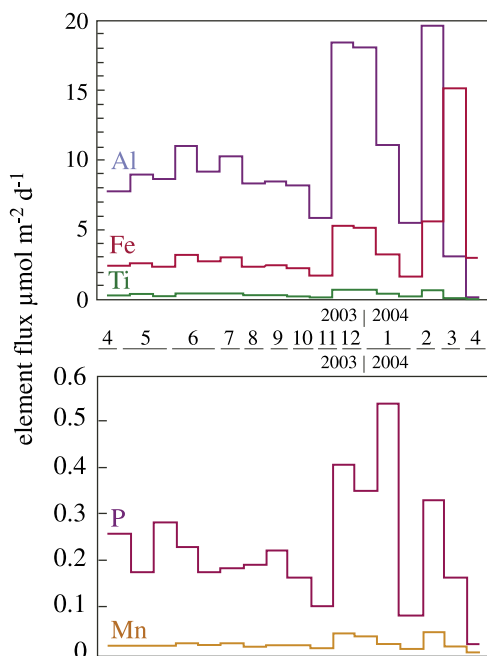
[10] Sr isotopic composition is changing through time as a result of the  $^{87}\text{Rb}$  decay to  $^{87}\text{Sr}$ . The rate of change of  $^{87}\text{Sr}/^{86}\text{Sr}$  is closely approximated by Rb/Sr, implying that different geological formations of variable Rb/Sr and age, are characterised by distinctive  $^{87}\text{Sr}/^{86}\text{Sr}$ . Using Sr isotope compositions in the Sahara, it is possible to decipher three sub-provinces as potential sources of aeolian dust (Data Set S2 of the auxiliary material; Figures 1 and 3): (1) the north sources (Morocco, Algeria, Mauritania, Mali), (2) the east/south sources (Libya, Chad, Guinea, Senegal), and (3) the Archean Saharan Shield (essentially in Mauritania) [Grousset and Biscaye, 2005]. Here, we report for the first time that the  $^{87}\text{Sr}/^{86}\text{Sr}$  compositions of 13 lithogenic-derived particle flux samples vary between 0.7103 and 0.7121 (Data Set S2). These values are comparable to, although slightly lower than those of aerosols, Canarian loess and Mediterranean sediments (at 0.7122–0.7127 [Grousset and Biscaye, 2005]; Figure 3). East/South and Archean shield geological formations from the Sahara are unlikely to represent the source area due to the lack of kaolinite mineral and the radiogenic Sr isotope composition of Saharan aerosols (0.7147–0.7167) [Grousset *et al.*, 1998]. The Sr isotopic compositions are not more radiogenic as Sr concentrations increase, suggesting that the source of the

lithogenic fraction is a sole geological formation. Note that the Sr isotope composition of particle flux is not altered during the settling process as the time necessary to sink from the surface to 3050 m depth does not exceed 30 days [Waniek *et al.*, 2005]. Based on the geochemical and Sr isotope compositions, particle flux samples are co-genetic and remained a closed system since formation. We can potentially estimate the age of the lithogenic source area using a Sr isochron plot ( $^{87}\text{Sr}/^{86}\text{Sr}$  versus  $^{87}\text{Rb}/^{86}\text{Sr}$ ) whereby the slope of the best linear regression line through the data points - also called isochron- is related to the age of the sample set. We obtain a Paleozoic indicative age ( $279 \pm 89$  Myr; MSWD = 43) for the source region. The Anti-Atlas Moroccan chain belt was formed during the continental collision between Eurasia and Africa during the Paleozoic. Mounji *et al.* [1998] report  $^{87}\text{Sr}/^{86}\text{Sr}$  compositions of Tafilat platform of the Anti-Atlas belt (calc-alkaline basalt within thick shale-dominated succession) at 0.7079–0.7096, which are close to those of our particle flux data.

[11] In summary, the suggestion that the Anti-Atlas Palaeozoic Moroccan mountain belt is the source region for the lithogenic particle flux at Kiel276 is supported by the high amount of palygorskite with illite and smectite, the lack of kaolinite, the control of clay on the REE patterns and the Sr isotope compositions (Figure 1).

### 3.4. Lithogenic-Derived Micronutrient Supply to the Open Ocean and Its Implication

[12] In subtropical Atlantic nitrogen fixation fuel up to 50% of export production, and is itself limited by either P or Fe. Therefore additional iron supply to this region may relieve the limitation, and enhance the primary production. Fe and P are especially known for their potential to act as limiting factors for phytoplankton growth [Falkowski, 1995; Thingstad *et al.*, 2005]. Within the lithogenic fraction from April 2003 to April 2004 between 1.5 and  $15 \mu\text{mol m}^{-2} \text{d}^{-1}$  of particulate Fe and up to  $0.5 \mu\text{mol m}^{-2} \text{d}^{-1}$  of particulate P were delivered to the region (Data Set S4 of the auxiliary material; Figure 4). If we assume that 2% of the particulate Fe is soluble upon entering the water column [Jickells and Spokes, 2001], then  $0.08 \mu\text{mol m}^{-2} \text{d}^{-1}$  and  $0.005 \mu\text{mol m}^{-2} \text{d}^{-1}$  of average dissolved Fe and P, respectively, are delivered to the ocean. Those Fe and P fluxes increase drastically during dust events in spring 2004 ( $15 \mu\text{mol m}^{-2} \text{d}^{-1}$  of particulate Fe and  $0.2 \mu\text{mol m}^{-2} \text{d}^{-1}$  of particulate P, respectively), and consequently 4 times more dissolved Fe ( $0.3 \mu\text{mol m}^{-2} \text{d}^{-1}$ ) is supplied to the region over only a short time period (Figure 4). Note however, that Fe bio-availability is still poorly understood whereby oxidation of organically complexed Fe(II) plays a crucial role on Fe uptake by micro-organisms [Rose *et al.*, 2005; Salmon *et al.*, 2006]. We assume that (1) only 1% of the dissolved iron is made bio-available, (2) that particulate Fe is unavailable to phytoplankton, and (3) that the uptake and in-situ remineralisation rates of Fe over 30 days are much smaller in comparison to the external inputs. Using a Redfield Ratio of  $\text{C}/\text{Fe} = 122/2.6 \times 10^{-5}$  [Kuss and Kremling, 1999] we obtain an additional carbon production of  $0.17 \text{ g C m}^{-2} \text{d}^{-1}$ , which itself is rather unspectacular. Climate change scenarios proceed from the assumption that the number and duration of the dust storm events will drastically increase due to progression of arid areas and the fast growth of



**Figure 4.** Lithogenic derived element fluxes between April 2003 and April 2004 at 3050 m depth.

deserts, especially within the African continent, leading to an increase in the bio-available Fe pool. Continuous input of just  $0.3 \mu\text{mol m}^{-2} \text{d}^{-1}$  of bio-available Fe over a year period, would potentially lead to an additional production of  $62 \text{ g C m}^{-2} \text{y}^{-1}$  assuming a direct effect on primary productivity, resulting in an annual production of  $210 \text{ g C m}^{-2} \text{y}^{-1}$  (40% increase compare with today's values for this region). However, additional Fe input enhances, first,  $\text{N}_2$ -fixation. This N is then used for primary production, reducing the overall increase in primary productivity because the Fe requirements for nitrogen fixation are high compare to primary production. Therefore the 40% rise in primary production estimated in this study most likely represents the upper limit of the effect of Fe input into the subtropical Atlantic.

[13] **Acknowledgments.** The study was funded by German Research Foundation (DFG, grant WA2157/1-1) and DAAD (grant D/06/12723). The comments of two anonymous reviewers are gratefully acknowledged.

## References

- Bauerfeind, E., T. Leipe, and R. O. Ramseier (2005), Sedimentation at the permanently ice-covered Greenland continental shelf (74 degrees 57.7'N/ 12 degrees 58.7'W): Significance of biogenic and lithogenic particles in particulate matter flux, *J. Mar. Syst.*, *56*, 151–166.
- Caquineau, S., A. Gaudichet, L. Gomes, and M. Legrand (2002), Mineralogy of Saharan dust transported over northwestern tropical Atlantic Ocean in relation to source regions, *J. Geophys. Res.*, *107*(D15), 4251, doi:10.1029/2000JD000247.
- Chavagnac, V., M. R. Palmer, J. A. Milton, D. R. H. Green, and C. R. German (2006), Hydrothermal sediments as a potential record of seawater Nd isotope compositions: The Rainbow vent site (36°14'N, Mid-Atlantic Ridge), *Paleoceanography*, *21*, PA3012, doi:10.1029/2006PA001273.
- Chester, R., J. J. Griffin, H. Elderfield, L. R. Johnson, and R. C. Padgham (1972), Eolian dust along eastern margins of Atlantic Ocean, *Mar. Geol.*, *13*, 91–106.
- Chiapello, I., G. Bergametti, B. Chatenet, P. Bousquet, F. Dulac, and E. Santos Suarez (1997), Origins of African dust transported over the northeastern tropical Atlantic, *J. Geophys. Res.*, *102*, 13,701–13,709.
- D'Almeida, G. A. (1987), Desert aerosol characteristics and effects on climate, in *Palaeoclimatology and Palaeometeorology: Modern and Past*

- Patterns of Global Atmospheric Transport*, NATO ASI Ser. C, vol. 282, edited by M. Leinen and R. Sarthain, pp. 311–338, Kluwer, Norwell, Mass.
- Duce, R. A., P. S. Liss, J. T. Merrill, E. L. Atlas, and P. Buat-Ménard (1991), The atmospheric input of trace species to the World Ocean, *Global Biogeochem. Cycles*, *5*(3), 193–259.
- Falkowski, P. G. (1995), Ironing out what controls primary production in the nutrient rich waters of the open ocean, *Global Change Biol.*, *1*, 161–163.
- Fasham, M. J. R. (2003), *Ocean Biogeochemistry*, 297 pp., Springer, Heidelberg, Germany.
- Grousset, F. E., and P. E. Biscaye (2005), Tracing dust sources and transport patterns using Sr, Nd and Pb isotopes, *Chem. Geol.*, *222*, 149–167.
- Grousset, F. E., P. Rognon, G. Coudé-Gaussen, and P. Pédemay (1992), Origins of peri-Saharan dust deposits traced by their Nd and Sr isotopic composition, *Palaeogeogr. Palaeoclimatol. Palaeoecol.*, *93*, 203–212.
- Grousset, F. E., M. Parra, A. Bory, P. Martinez, P. Bertrand, G. Shimmield, and R. M. Ellam (1998), Saharan wind regimes traced by the Sr-Nd isotopic composition of subtropical Atlantic sediments: Last Glacial maximum vs today, *Quat. Sci. Rev.*, *17*, 395–409.
- Guieu, C., M.-D. Loye-Pilot, C. Ridame, and C. Thomas (2002), Chemical characterization of the Saharan dust end-member: Some geochemical implications for the western Mediterranean Sea, *J. Geophys. Res.*, *107*(D15), 4258, doi:10.1029/2001JD000582.
- Jickells, T. D., and L. J. Spokes (2001), Atmospheric iron inputs to the oceans, in *The Biogeochemistry of Iron in Seawater*, edited by D. R. Turner and K. Hunter, pp. 85–121, John Wiley, Hoboken, N. J.
- Jickells, T. D., S. Dorling, W. G. Deuser, T. M. Church, R. Arimoto, and J. M. Prospero (1998), Air-borne dust fluxes to a deep-water sediment trap in the Sargasso Sea, *Global Biogeochem. Cycles*, *12*(2), 311–320.
- Jickells, T. D., et al. (2005), Global iron connections between desert dust, ocean biogeochemistry and climate, *Science*, *308*, 67–71.
- Krom, M. D., R. A. Cliff, L. M. Eijssink, B. Herut, and R. Chester (1999), The characterisation of Saharan dusts and Nile particulate matter in surface sediments from the Levantine basin using Sr isotopes, *Mar. Geol.*, *155*, 319–330.
- Kuss, J., and K. Kremling (1999), Particulate trace element fluxes in the deep northeast Atlantic Ocean, *Deep Sea Res., Part I*, *46*, 149–169.
- Kuss, J., D. Garbe-Schönberg, and K. Kremling (2001), Rare earth elements in suspended particulate material of North Atlantic surface waters, *Geochim. Cosmochim. Acta*, *65*(2), 187–199.
- Leipe, T., B. Knoppers, E. Marone, and R. Camargo (1999), Suspended matter transport in coral reef waters of the Abrolhos Bank, Brazil, *Geo. Mar. Lett.*, *19*(3), 186–195.
- Mahowald, N. M., A. R. Baker, G. Bergametti, N. Brooks, R. A. Duce, T. D. Jickells, N. Kubilay, J. M. Prospero, and I. Tegen (2005), Atmospheric global dust cycle and iron inputs to the ocean, *Global Biogeochem. Cycles*, *19*, GB4025, doi:10.1029/2004GB002402.
- McLennan, S. M. (1989), Rare earth elements in sedimentary rocks: Influence of provenance and sedimentary processes, in *Geochemistry and Mineralogy of Rare Earth Elements*, Rev. Mineral., vol. 21, edited by B. R. Lipin and G. A. McKay, pp. 169–200, Mineral. Soc. of Am., Washington, D. C.
- Middleton, N. J., and A. S. Goudie (2001), Saharan dust: Sources and trajectories, *Trans. Inst. Br. Geogr.*, *26*, 168–181.
- Molinaroli, E. (1996), Mineralogical characterisation of Saharan dust with a view to its final destination in Mediterranean sediments, in *The Impact of Desert Dust Across the Mediterranean*, edited by S. Guerzoni and R. Chester, pp. 153–162, Kluwer Acad., New York.
- Mounji, D., P.-A. Bourque, and M. M. Savard (1998), Hydrothermal origin of Devonian conical mounds (kess-kess) of Hamar Lakhdad Ridge, Anti-Atlas, Morocco, *Geology*, *26*, 1123–1126.
- Prospero, J. M., P. Ginoux, O. Torres, S. E. Nicholson, and T. E. Gill (2002), Environmental characterization of global sources of atmospheric soil dust identified with the NIMBUS 7 Total Ozone Mapping Spectrometer (TOMS) absorbing aerosol product, *Rev. Geophys.*, *40*(1), 1002, doi:10.1029/2000RG000095.
- Rognon, P., G. Coudé-Gaussen, M. Revel, F. E. Grousset, and P. Pedemay (1996), Holocene Saharan dust deposition on the Cape Verde Islands: Sedimentological and Nd-Sr isotopic evidence, *Sedimentology*, *43*, 359–366.
- Rose, A. L., T. P. Salmon, T. Lukondeh, B. A. Neilan, and T. D. Waite (2005), Use of superoxide as an electron shuttle for iron acquisition by the marine cyanobacterium *Lyngbya majuscula*, *Environ. Sci. Technol.*, *39*, 3708–3715.
- Salmon, T. P., A. L. Rose, B. A. Neilan, and T. D. Waite (2006), The FeL model of iron acquisition: Nondissociative reduction of ferric complexes in the marine environment, *Limnol. Oceanogr.*, *51*(4), 1744–1754.
- Sholkovitz, E. R., W. M. Landing, and B. L. Lewis (1994), Oceanic particulate chemistry: The fractionation of rare earth elements between suspended particles and seawater, *Geochim. Cosmochim. Acta*, *58*, 1567–1579.

- Tachikawa, K., C. Jeandel, and B. Dupre (1997), Distribution of rare earth elements and neodymium isotopes in settling particulate material of the tropical Atlantic Ocean (EUMELI site), *Deep Sea Res., Part I*, 44, 1769–1792.
- Thingstad, T. F., et al. (2005), Nature of phosphorus limitation in the ultraoligotrophic eastern Mediterranean, *Science*, 309, 1068–1071, doi:10.1126/science.1112632.
- Tindale, N. W., and P. P. Pease (1999), Aerosols over the Arabian Sea: Atmospheric transport pathways and concentrations of dust and sea salt, *Deep Sea Res., Part II*, 46, 1577–1595.
- Waniek, J. J., D. E. Schulz-Bull, T. Blanz, R. D. Prien, A. Oschlies, and T. J. Müller (2005), Interannual variability of deep water particle flux in relation to production and lateral sources in the northeast Atlantic, *Deep Sea Res., Part I*, 52, 33–50.
- Windom, H. L. (1975), Eolian contributions to marine sediments, *J. Sediment. Res.*, 45(2), 520–529.
- 
- D. Atkin, D. R. H. Green, T. E. F. Hayes, and J. A. Milton, National Oceanography Centre, Southampton, European Way, Waterfront Campus, Southampton SO14 3ZH, UK.
- V. Chavagnac, Laboratoire Mécanismes et Transferts en Géologie, Université Paul Sabatier, CNRS, 14 Avenue Edouard Belin, F-31400 Toulouse, France. (chavagnac@lmtg.obs-mip.fr)
- R. Bahlo, T. Leipe, D. E. Schulz-Bull, and J. J. Waniek, Institut für Ostseeforschung Warnemünde, Seestrasse 15, D-18119 Rostock, Germany.