



HAL
open science

2D Linear Precoded OFDM for future mobile Digital Video Broadcasting

Oudomsack Pierre Pasquero, Matthieu Crussière, Youssef, Joseph Nasser,
Jean-François Hérald

► **To cite this version:**

Oudomsack Pierre Pasquero, Matthieu Crussière, Youssef, Joseph Nasser, Jean-François Hérald. 2D Linear Precoded OFDM for future mobile Digital Video Broadcasting. Signal Processing Advances in Wireless Communications, Jul 2008, Recife, Brazil. pp.11. hal-00325766

HAL Id: hal-00325766

<https://hal.science/hal-00325766>

Submitted on 30 Sep 2008

HAL is a multi-disciplinary open access archive for the deposit and dissemination of scientific research documents, whether they are published or not. The documents may come from teaching and research institutions in France or abroad, or from public or private research centers.

L'archive ouverte pluridisciplinaire **HAL**, est destinée au dépôt et à la diffusion de documents scientifiques de niveau recherche, publiés ou non, émanant des établissements d'enseignement et de recherche français ou étrangers, des laboratoires publics ou privés.

2D LINEAR PRECODED OFDM FOR FUTURE MOBILE DIGITAL VIDEO BROADCASTING

Oudomsack Pierre Pasquero, Matthieu Crussière, Youssef Nasser, Jean-François Héland

Institute of Electronics and Telecommunications in Rennes

INSA Rennes, 20, avenue des Buttes de Coesmes, 35043 Rennes, France

E-mail: oudomsack.pasquero@ens.insa-rennes.fr, {first name. last name}@insa-rennes.fr

ABSTRACT

In this paper, we propose a novel channel estimation technique based on 2D spread pilots. The merits of this technique are its simplicity, its flexibility regarding the transmission scenarios, and the spectral efficiency gain obtained compared to the classical pilot based estimation schemes used in DVB standards. We derive the analytical expression of the mean square error of the estimator and show it is a function of the autocorrelation of the channel in both time and frequency domains. The performance evaluated over a realistic channel model shows the efficiency of this technique which turns out to be a promising channel estimation for the future mobile video broadcasting systems.

1. INTRODUCTION

Orthogonal frequency division multiplexing (OFDM) has been widely adopted in most of the digital video broadcasting standards as DVB-T [1], DMB-T, ISDB-T. This success is due to its robustness to frequency selective fading and to the simplicity of the equalization function of the receiver. Indeed, by implementing inverse fast Fourier transform (IFFT) at the transmitter and FFT at the receiver, OFDM splits the single channel into multiple, parallel intersymbol interference (ISI) free subchannels. Therefore, each subchannel, also called subcarrier, can be easily equalized by only one coefficient.

To equalize the signal, the receiver needs to estimate the channel frequency response for each subcarrier. In the DVB-T standard, some subcarriers are used as pilots and interpolating filtering techniques are applied to obtain the channel response for any subcarrier. Nevertheless, these pilots reduce the spectral efficiency of the system. To limit this problem, we propose to add a two dimensions (2D) linear precoding (LP) function before the OFDM modulation. The basic idea is to dedicate one of the precoding sequences to transmit a so-called spread pilot [2] that will be used for the channel estimation. The merits of this channel estimation technique are not only due to the resource conservation possibility, but also to the flexibility offered by the adjustable time and frequency spreading lengths. In addition, note that the precoding component can be exploited to reduce the peak-to-average ratio

(PAPR) of the OFDM system [3], or to perform the frequency synchronisation.

The contribution of this article is twofold. First, a general framework is proposed to describe the 2D precoding technique used for channel estimation. Secondly, exploiting some properties of random matrix and free probability theories [4] [5], an analytical study of the proposed estimation method is presented.

The article is organized as follows. In section 2, we present the principles of 2D LP OFDM, and detail the channel estimation technique using the spread pilots. In section 3, we analyse the theoretical performance of this channel estimation by developing the analytical expression of its mean square error (MSE). Then, simulation results in terms of MSE and bit error rate (BER) are presented and discussed in section 4. Concluding remarks are given in section 5.

2. SYSTEM DESCRIPTION

2.1. 2D LP OFDM

Fig. 1 exhibits the proposed 2D LP OFDM system exploiting the spread pilot channel estimation technique. First of all, data bits are encoded, interleaved and converted to complex symbols $x_{m,s}[i]$. These data symbols are assumed to have zero mean and unit variance. They are interleaved before being precoded by a Walsh-Hadamard (WH) sequence \mathbf{c}_i of L chips, with $0 \leq i \leq L = 2^n$ and $n \in \mathbb{N}$. The chips obtained are mapped over a subset of $L = L_t \cdot L_f$ subcarriers, with L_t and L_f the time and frequency spreading factors respectively.

The first L_t chips are allocated in the time direction. The next blocks of L_t chips are allocated identically on adjacent subcarriers as illustrated in Fig. 2. Therefore, the 2D chip mapping follows a zigzag in time. Let us define a frame as a set of L_t adjacent OFDM symbols, and a sub-band as a set of L_f adjacent subcarriers. In order to distinguish the different subsets of subcarriers, we define m and s the indexes referring to the frame and the sub-band respectively, with $0 \leq s \leq S - 1$. Given these notations, each chip $y_{m,s}[n, q]$ represents the complex symbol transmitted on the n th subcarrier during the q th OFDM symbol of the subset of subcarriers $[m, s]$, with $0 \leq n \leq L_f - 1$ and $0 \leq q \leq L_t - 1$. Hence, the transmitted

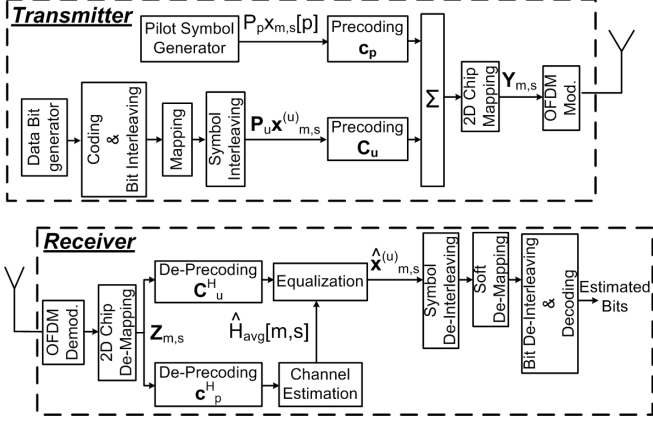


Fig. 1. 2D LP OFDM transmitter and receiver based on spread pilot channel estimation technique

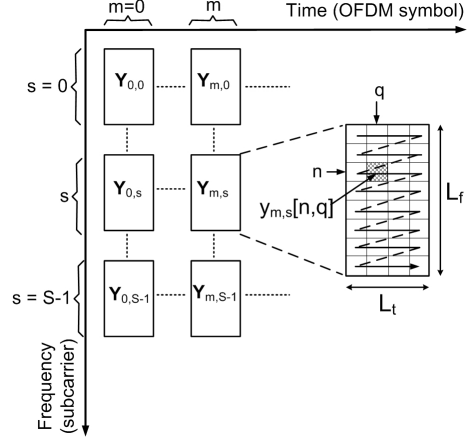


Fig. 2. 2D chip mapping scheme

signal on a subset of subcarriers $[m, s]$ writes:

$$\mathbf{Y}_{m,s} = \mathbf{C}\mathbf{P}\mathbf{x}_{m,s} \quad (1)$$

where $\mathbf{x}_{m,s} = [x_{m,s}[0] \dots x_{m,s}[i] \dots x_{m,s}[L-1]]^T$ is the $[L \times 1]$ complex symbol vector, $\mathbf{P} = \text{diag}\{\sqrt{P_0} \dots \sqrt{P_i} \dots \sqrt{P_{L-1}}\}$ is a $[L \times L]$ diagonal matrix where P_i is the power assigned to symbol $x_{m,s}[i]$, and $\mathbf{C} = [\mathbf{c}_0 \dots \mathbf{c}_i \dots \mathbf{c}_{L-1}]$ is the WH precoding matrix whose i th column corresponds to i th precoding sequence $\mathbf{c}_i = [c_i[0,0] \dots c_i[n,q] \dots c_i[L_f-1, L_t-1]]^T$. We assume normalized precoding sequences, i.e. $c_i[n,q] = \pm \frac{1}{\sqrt{L}}$. Since the 2D chip mapping applied follows a zigzag in time, $c_i[n,q]$ is the $(n \times L_t + q)$ th chip of the i th precoding sequence \mathbf{c}_i .

2.2. Spread pilot channel estimation principles

Inspired by pilot embedded techniques [6], channel estimation based on spread pilots consists of transmitting low level pilot-sequences concurrently with the data. In order to reduce the cross-interferences between pilots and data, the idea is to select a pilot sequence which is orthogonal with the data sequences. This is obtained by allocating one of the WH orthogonal sequences \mathbf{c}_p to the pilots on every subset of subcarriers. Let $\mathbf{H}_{m,s}$ be the $[L \times L]$ diagonal matrix of the channel coefficients associated to a given subset of subcarriers $[m, s]$. After OFDM demodulation and 2D chip de-mapping, the received signal can be expressed as:

$$\mathbf{Z}_{m,s} = \mathbf{H}_{m,s}\mathbf{Y}_{m,s} + \mathbf{w}_{m,s} \quad (2)$$

where $\mathbf{w}_{m,s} = [w_{m,s}[0,0] \dots w_{m,s}[n,q] \dots w_{m,s}[L_f-1, L_t-1]]^T$ is the additive white Gaussian noise (AWGN) vector having zero mean and variance $\sigma_w^2 = E\{|w_{m,s}[n,q]|^2\}$.

At the reception, the de-precoding function is processed before equalization. Therefore, an average channel coefficient

$\hat{H}_{avg}[m, s]$ is estimated by subset of subcarriers. It is obtained by de-precoding the signal received $\mathbf{Z}_{m,s}$ by the pilot precoding sequence \mathbf{c}_p^H and then dividing by the pilot symbol $x_{m,s}^{(p)} = \sqrt{P_p}x_{m,s}[p]$ known by the receiver:

$$\begin{aligned} \hat{H}_{avg}[m, s] &= \frac{1}{x_{m,s}^{(p)}} \mathbf{c}_p^H \mathbf{Z}_{m,s} \\ &= \frac{1}{x_{m,s}^{(p)}} \mathbf{c}_p^H [\mathbf{H}_{m,s} \mathbf{C} \mathbf{P} \mathbf{x}_{m,s} + \mathbf{w}_{m,s}] \quad (3) \end{aligned}$$

Let us define $\mathbf{C}_u = [\mathbf{c}_0 \dots \mathbf{c}_{i \neq p} \dots \mathbf{c}_{L-1}]$ the $[L \times (L-1)]$ data precoding matrix, $\mathbf{P}_u = \text{diag}\{\sqrt{P_0} \dots \sqrt{P_{i \neq p}} \dots \sqrt{P_{L-1}}\}$ the $[(L-1) \times (L-1)]$ diagonal matrix which entries are the powers assigned to the data symbols, and $\mathbf{x}_{m,s}^{(u)} = [x_{m,s}[0] \dots x_{m,s}[i \neq p] \dots x_{m,s}[L-1]]^T$ the $[(L-1) \times 1]$ data symbols vector. Given these notations, (3) can be rewritten as:

$$\begin{aligned} \hat{H}_{avg}[m, s] &= \frac{1}{x_{m,s}^{(p)}} [\mathbf{c}_p^H \mathbf{H}_{m,s} \mathbf{c}_p x_{m,s}^{(p)} + \mathbf{c}_p^H \mathbf{H}_{m,s} \mathbf{C}_u \mathbf{P}_u \mathbf{x}_{m,s}^{(u)} + \mathbf{c}_p^H \mathbf{w}_{m,s}] \\ &= \frac{1}{L} \text{tr}\{\mathbf{H}_{m,s}\} + \frac{1}{x_{m,s}^{(p)}} [\mathbf{c}_p^H \mathbf{H}_{m,s} \mathbf{C}_u \mathbf{P}_u \mathbf{x}_{m,s}^{(u)} + \mathbf{c}_p^H \mathbf{w}_{m,s}] \\ &= H_{avg}[m, s] + \text{SI}[m, s] + w' \quad (4) \end{aligned}$$

The first term $H_{avg}[m, s]$ is the average channel response globally experienced by the subset of subcarriers $[m, s]$. The second term represents the self-interference (SI). It results from the loss of orthogonality between the precoding sequences caused by the variance of the channel coefficients over the subset of subcarriers. In the sequel, we propose to analyse its variance.

3. THEORETICAL PERFORMANCE OF THE ESTIMATOR

In order to analyse the theoretical performance of the proposed estimator, we evaluate its MSE under the assumption

of a wide-sense stationary uncorrelated scattering (WSSUS) channel.

$$\begin{aligned} \text{MSE}[m, s] &= E \left\{ \left| \widehat{H}_{avg}[m, s] - H_{avg}[m, s] \right|^2 \right\} \\ &= E \left\{ |\text{SI}[m, s]|^2 \right\} + E \left\{ |w'|^2 \right\} \end{aligned} \quad (5)$$

First, let us compute the SI variance:

$$E \left\{ |\text{SI}[m, s]|^2 \right\} = \frac{1}{P_p} E \left\{ \mathbf{c}_p^H \mathbf{H}_{m,s} \mathbf{C}_u \mathbf{P}'_u \mathbf{C}_u^H \mathbf{H}_{m,s}^H \mathbf{c}_p \right\} \quad (6)$$

where $\mathbf{P}'_u = \mathbf{P}_u \mathbf{P}_u^H = \text{diag} \{P_0 \dots P_{i \neq p} \dots P_{L-1}\}$. Actually, (6) cannot be analyzed practically due to its complexity. Applying some properties of random matrix and free probability theories [4] [5] which is stated in Appendix, a new SI variance formula can be derived:

$$\begin{aligned} E \left\{ |\text{SI}[m, s]|^2 \right\} &= \frac{1}{P_p} E \left\{ \mathbf{c}_p^H \mathbf{H}_{m,s} (I - \mathbf{c}_p \mathbf{c}_p^H) \mathbf{H}_{m,s}^H \mathbf{c}_p \right\} \\ &= \frac{1}{P_p} E \left\{ \mathbf{c}_p^H \mathbf{H}_{m,s} \mathbf{H}_{m,s}^H \mathbf{c}_p - \mathbf{c}_p^H \mathbf{H}_{m,s} \mathbf{c}_p \mathbf{c}_p^H \mathbf{H}_{m,s}^H \mathbf{c}_p \right\} \\ &= \frac{1}{P_p} E \left\{ \underbrace{\frac{1}{L} \text{tr}(\mathbf{H}_{m,s} \mathbf{H}_{m,s}^H)}_A - \frac{1}{L^2} \underbrace{\text{tr}(\mathbf{H}_{m,s}) \text{tr}(\mathbf{H}_{m,s}^H)}_B \right\} \end{aligned} \quad (7)$$

The expectation of A is the average power of the channel coefficients on the subset of subcarriers $[m, s]$. Assuming that the channel coefficients are normalized, its value is one:

$$\begin{aligned} E \left\{ \frac{1}{L} \text{tr}(\mathbf{H}_{m,s} \mathbf{H}_{m,s}^H) \right\} &= \frac{1}{L} \sum_{n=0}^{L_f-1} \sum_{q=0}^{L_t-1} E \left\{ |H_{m,s}[n, q]|^2 \right\} \\ &= 1 \end{aligned} \quad (8)$$

The expectation of B is a function of the autocorrelation of the channel $R_{HH}(\Delta n, \Delta q)$ whose expression is developed in Appendix. Indeed, it can be written:

$$E \left\{ \text{tr}(\mathbf{H}_{m,s}) \text{tr}(\mathbf{H}_{m,s}^H) \right\} = \sum_{n=0}^{L_f-1} \sum_{q=0}^{L_t-1} \sum_{n'=0}^{L_f-1} \sum_{q'=0}^{L_t-1} R_{HH}(\Delta n, \Delta q) \quad (9)$$

where $\Delta n = n - n'$ and $\Delta q = q - q'$. Note that the autocorrelation function of the channel does not depend on the subset of subcarriers since the channel is WSSUS. By combining (8) and (9), the SI variance expression (7) can be expressed as:

$$\begin{aligned} E \left\{ |\text{SI}|^2 \right\} &= \\ &= \frac{1}{P_p} \left(1 - \frac{1}{L^2} \sum_{n=0}^{L_f-1} \sum_{q=0}^{L_t-1} \sum_{n'=0}^{L_f-1} \sum_{q'=0}^{L_t-1} R_{HH}(\Delta n, \Delta q) \right) \end{aligned} \quad (10)$$

Now, let us compute the noise variance:

$$\begin{aligned} E \left\{ |w'|^2 \right\} &= \frac{1}{P_p} E \left\{ \mathbf{c}_p^H \mathbf{w}_{m,s} \mathbf{w}_{m,s}^H \mathbf{c}_p \right\} \\ &= \frac{1}{P_p} \sigma_w^2 \end{aligned} \quad (11)$$

Finally, by combining the expressions of the SI variance (10) and the noise variance (11), the MSE (5) writes:

$$\text{MSE} = \frac{1}{P_p} \left(1 - \frac{1}{L^2} \sum_{n=0}^{L_f-1} \sum_{q=0}^{L_t-1} \sum_{n'=0}^{L_f-1} \sum_{q'=0}^{L_t-1} R_{HH}(\Delta n, \Delta q) + \sigma_w^2 \right) \quad (12)$$

The analytical expression of the MSE of our estimator depends on the pilot power, the autocorrelation function of the channel and the noise variance. The autocorrelation of the channel (18) is a function of both the coherence bandwidth and the coherence time. We can then expect that the proposed estimator will be all the more efficient than the channel coefficients will be highly correlated within each subset of subcarriers. One can actually check that if the channel is flat over a subset of subcarriers, then the SI (10) is null. Therefore, it is important to optimize the time and frequency spreading lengths, L_t and L_f , according to the transmission scenario.

4. SIMULATION RESULTS

In this section, we analyse the performance of the proposed 2D LP OFDM system compared to the DVB-T standard under the COST207 Typical Urban 6 paths (TU6) channel model depicted in Table 1 with different mobile speeds. We define the parameter β as the product between the maximum Doppler frequency f_D and the total OFDM symbol duration T_{OFDM} . Table 2 gives the simulation parameters and the useful bit rates of the DVB-T system and the proposed system.

In the proposed system, only one spread pilot symbol is used over $L \geq 16$, whereas the DVB-T system uses one pilot subcarrier over twelve. Therefore, a gain in terms of spectral efficiency and useful bit rates are obtained compared to the DVB-T system. These gains are all the higher than the spreading factor L is high. Nevertheless, an increase of the spreading length produces a higher SI value. Consequently, a trade-off has to be made between the gain in term of spectral efficiency and the performance of the channel estimation.

Fig. 3 depicts the estimator performance in term of MSE for QPSK data symbols, different mobile speeds and different spreading factors. The curves represent the MSE obtained with the analytical expression (12), and the markers those obtained by simulation. We note that the MSE measured by simulation are really closed to those predicted with the MSE formula. This validates the analytical development made in section 3. We note that beyond a given ratio of the energy per bit to the noise spectral density ($\frac{E_b}{N_o}$), the MSE reaches a floor which is easily interpreted as being due to the SI (5).

Table 1. Profile of TU6 channel

	Tap1	Tap2	Tap3	Tap4	Tap5	Tap6	unit
Delay	0	0.2	0.5	1.6	2.3	5	μs
Power	-3	0	-5	-6	-8	-10	dB

Table 2. Simulation Parameters and Useful Bit Rates

Bandwidth	8 MHz
FFT size (N_{FFT})	2048 samples
Guard Interval size	512 samples ($64 \mu s$)
OFDM symbol duration (T_{OFDM})	$280 \mu s$
Rate of convolutional code	1/2 using (133, 171) _o
Constellations	QPSK and 16QAM
Carrier frequency	500 MHz
Mobile Speeds	20 km/h and 120 km/h
Maximum Doppler frequencies (f_D)	9.3 Hz and 55.6 Hz
$\beta = f_D \times T_{OFDM}$	0.003 and 0.018
Useful bit rates of DVB-T system	4.98 Mbits/s for QPSK 9.95 Mbits/s for 16QAM
Useful bit rates of 2D LP OFDM for QPSK	5.33 Mbits/s for $L = 16$ 5.51 Mbits/s for $L = 32$ 5.60 Mbits/s for $L = 64$
Useful bit rates of 2D LP OFDM for 16QAM	10.66 Mbits/s for $L = 16$ 11.02 Mbits/s for $L = 32$ 11.20 Mbits/s for $L = 64$

Fig. 4 and Fig. 5 give the BER measured at the output of the Viterbi decoder for a mobile speed of 20 km/h and 120 km/h respectively. Note that the value of the pilot power P_p has been optimized through simulation search in order to obtain the lowest BER for a given signal to noise ratio (SNR). The performance of the DVB-T system is given with perfect channel estimation, taking into account the power loss due to the amount of energy spent for the pilot subcarriers. It appears in Fig. 4, for low-speed scenario, that the system performance is similar to that of the DVB-T system with perfect channel estimation. This is due to the power loss due to the pilot which is lower with the proposed system. In Fig. 5, for high-speed scenario and QPSK, by choosing the spreading lengths offering the best performance, there is a loss of less than 1 dB for a BER = 10^{-4} , comparing to perfect channel estimation case. For 16QAM, the loss is less than 2.5 dB which is really satisfying given that $\beta = 0.018$, corresponding to a mobile speed of 120 km/h.

5. CONCLUSION

In this paper, we propose a novel and very simple channel estimation for DVB-T. This technique, referred to as spread pilot channel estimation, allows to reduce the overhead part

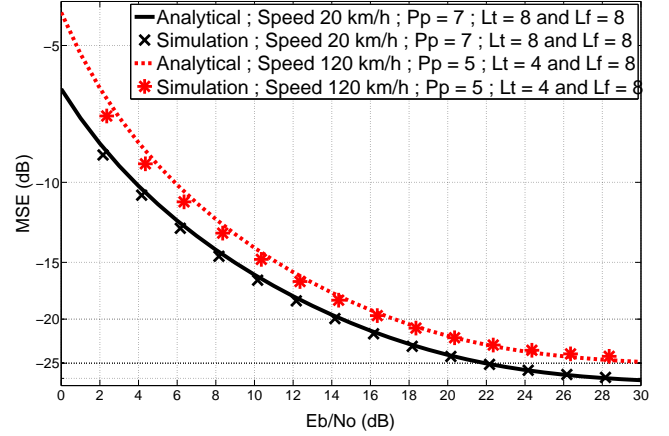


Fig. 3. MSE performance obtained with the analytical expression and by simulation ; QPSK ; Speeds: 20 km/h and 120 km/h ; $\beta = 0.003$ and 0.018

dedicated to channel estimation. An analytical expression of its MSE, which is a function of the autocorrelation of the channel, is given. It allows to highlight and understand that the choice of the spreading factors has to be made according to the channel characteristics. More generally, this estimation approach provides a good flexibility since it can be optimized for different mobility scenarios by choosing adequate time and frequency spreading factors.

This work was supported by the European project CELTIC B21C (“Broadcast for the 21st Century”).

APPENDIX

In this section, a property from the random matrix and free probability theories is defined for the computation of the SI variance (6). Furthermore, the computation of the autocorrelation function of the channel R_{HH} is carried out.

Random matrix and free probability theories property

Let \mathbf{C} be a Haar distributed unitary matrix [5] of size $[L \times L]$. $\mathbf{C} = (\mathbf{c}_p, \mathbf{C}_u)$ can be decomposed into a vector \mathbf{c}_p of size $[L \times 1]$ and a matrix \mathbf{C}_u of size $[L \times (L - 1)]$. Given these assumptions, it is proven in [7] that:

$$\mathbf{C}_u \mathbf{P}'_u \mathbf{C}_u^H \xrightarrow{L \rightarrow \infty} \alpha P_u (I - \mathbf{c}_p \mathbf{c}_p^H) \quad (13)$$

where $\alpha = 1$ is the system load and $P_u = 1$ is the power of the interfering users.

Autocorrelation function of the channel

The autocorrelation function of the channel writes:

$$R_{HH}(\Delta n, \Delta q) = E \{ H_{m,s}[n, q] H_{m,s}^*[n - \Delta n, q - \Delta q] \} \quad (14)$$

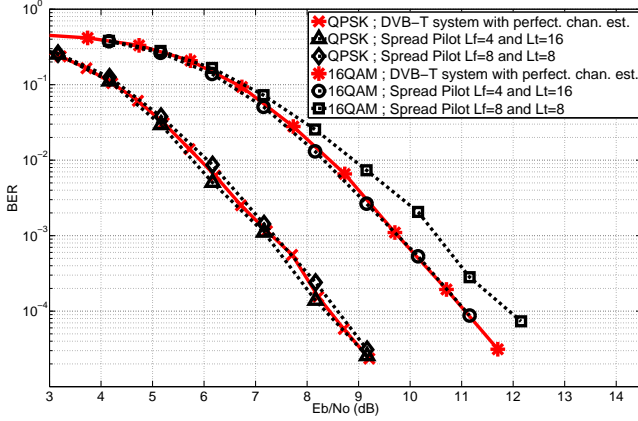


Fig. 4. Performance comparison between the DVB-T system with perfect channel estimation and the proposed 2D LP OFDM ; Speed: 20 km/h ; $\beta = 0.003$; $L = 64$; $P_p = 7$

We can express the frequency channel coefficients $H_{m,s}[n, q]$ as a function of the channel impulse response (CIR):

$$H_{m,s}[n, q] = \sum_{k=0}^{N_{\text{FFT}}-1} \gamma_{m,q}[k] e^{-2j\pi \frac{(sL_f+n)}{N_{\text{FFT}}} k} \quad (15)$$

where $\gamma_{m,q}[k]$ is the complex amplitude of the k th sample of the CIR during the q th OFDM symbol of the m th frame, and N_{FFT} is the FFT size. Therefore, by injecting (15) in (14), the autocorrelation function of the channel can be rewritten as:

$$R_{HH}(\Delta n, \Delta q) = \frac{1}{N_{\text{FFT}}} \sum_{k=0}^{N_{\text{FFT}}-1} \sum_{k'=0}^{N_{\text{FFT}}-1} \text{E} \{ \gamma_{m,q}[k] \gamma_{m,q-\Delta q}^*[k'] \} e^{-2j\pi \frac{\Delta n}{N_{\text{FFT}}} k} \quad (16)$$

Since different taps of the CIR are uncorrelated, it comes:

$$R_{HH}(\Delta n, \Delta q) = \frac{1}{N_{\text{FFT}}} \sum_{k=0}^{N_{\text{FFT}}-1} \text{E} \{ \gamma_{m,q}[k] \gamma_{m,q-\Delta q}^*[k] \} e^{-2j\pi \frac{\Delta n}{N_{\text{FFT}}} k}$$

According to Jake's model [8], the correlation of the k th sample of the CIR is:

$$\text{E} \{ \gamma_{m,q}[k] \gamma_{m,q-\Delta q}^*[k] \} = \rho_k J_0(2\pi f_D \Delta q T_{\text{OFDM}}) \quad (17)$$

where ρ_k is the power of the k th sample of the CIR, $J_0(\cdot)$ the zeroth-order Bessel function of the first kind, f_D the maximum Doppler frequency and T_{OFDM} the total OFDM symbol duration. Finally, the autocorrelation function of the channel (17) can be expressed as:

$$R_{HH}(\Delta n, \Delta q) = \frac{1}{N_{\text{FFT}}} \sum_{k=0}^{N_{\text{FFT}}-1} \rho_k e^{-2j\pi \frac{\Delta n}{N_{\text{FFT}}} k} J_0(2\pi f_D \Delta q T_{\text{OFDM}}) \quad (18)$$

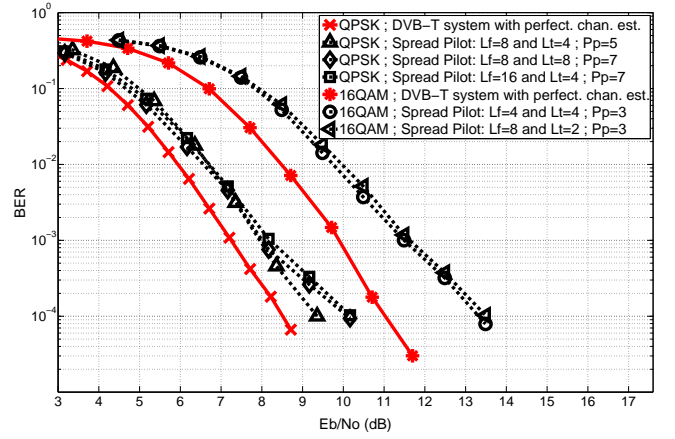


Fig. 5. Performance comparison between the DVB-T system with perfect channel estimation and the proposed 2D LP OFDM ; Speed: 120 km/h ; $\beta = 0.018$; $L = 16, 32$ and 64

6. REFERENCES

- [1] ETSI EN 300 744, "Digital Video Broadcasting (DVB) ; Framing structure channel coding and modulation for digital terrestrial television", Tech. Rep., Nov. 2004.
- [2] L. Cariou, J.F. Héland, "Efficient MIMO channel estimation for linear precoded OFDMA uplink systems," IEE Electron. Lett., vol. 43, no. 18, pp. 986-988, Aug. 2007.
- [3] S. Nobilet, J.F. Héland and D. Mottier, "Spreading sequences for uplink and downlink MC-CDMA systems: PAPR and MAI minimization," European Trans. on Telecommun., vol. 13, no. 5, pp. 465-474, Oct. 2002.
- [4] J. Evans and D.N.C Tse, "Large system performance of linear multiuser receivers in multipath fading channels," IEEE Trans. on Inf. Th., vol. 46, Issue 6, Sept. 2000.
- [5] M. Debbah, W. Hachem, P. Loubaton and M. de Courville, "MMSE analysis of Certain Large Isometric Random Precoded Systems," IEEE Trans. on Inf. Th., vol. 43, May 2003.
- [6] C.K. Ho, B. Farhang-Boroujeny and F. Chin, "Added pilot semi-blind channel estimation scheme for OFDM in fading channels," Proc. of IEEE GLOBECOM, Nov. 2001.
- [7] J.M. Chauffray, W. Hachem and P. Loubaton, "Asymptotical Analysis of Optimum and Sub-Optimum CDMA Downlink MMSE Receivers," IEEE Trans. on Inf. Th., vol. 50, Issue 11, pp: 2620-2638, Nov. 2004.
- [8] W.C. Jakes (ed), "Microwave Mobile Communications," IEEE Press, New York, 1994.