



**HAL**  
open science

## Probing the equilibrium dynamics of colloidal hard spheres above the mode-coupling glass transition

Giovanni Brambilla, Djamel El Masri, Matteo Pierno, George Petekidis,  
Andrew B. Schofield, Ludovic Berthier, Luca Cipelletti

► **To cite this version:**

Giovanni Brambilla, Djamel El Masri, Matteo Pierno, George Petekidis, Andrew B. Schofield, et al..  
Probing the equilibrium dynamics of colloidal hard spheres above the mode-coupling glass transition.  
Physical Review Letters, 2009, 102, pp.085703. 10.1103/PhysRevLett.102.085703 . hal-00323231v1

**HAL Id: hal-00323231**

**<https://hal.science/hal-00323231v1>**

Submitted on 19 Sep 2008 (v1), last revised 3 Apr 2009 (v2)

**HAL** is a multi-disciplinary open access archive for the deposit and dissemination of scientific research documents, whether they are published or not. The documents may come from teaching and research institutions in France or abroad, or from public or private research centers.

L'archive ouverte pluridisciplinaire **HAL**, est destinée au dépôt et à la diffusion de documents scientifiques de niveau recherche, publiés ou non, émanant des établissements d'enseignement et de recherche français ou étrangers, des laboratoires publics ou privés.

# Probing the equilibrium dynamics of colloidal hard spheres above the mode-coupling glass transition

G. Brambilla,<sup>1</sup> D. El Masri,<sup>1</sup> M. Pierno,<sup>1</sup> G. Petekidis,<sup>2</sup> A. B. Schofield,<sup>3</sup> L. Berthier,<sup>1</sup> and L. Cipelletti<sup>1</sup>

<sup>1</sup>*Laboratoire des Colloïdes, Verres et Nanomatériaux, UMR 5587, Université Montpellier II and CNRS, 34095 Montpellier, France*

<sup>2</sup>*IESL-FORTH and Department of Material Science and Technology, University of Crete, GR-711 10 Heraklion, Greece*

<sup>3</sup>*School of Physics, Edinburgh University, Mayfield Road, Edinburgh, EH9 3JZ, United Kingdom*

(Dated: September 19, 2008)

We use dynamic light scattering and computer simulations to study equilibrium dynamics and dynamic heterogeneity in concentrated suspensions of colloidal hard spheres. Our study covers an unprecedented density range and spans seven decades in structural relaxation time,  $\tau_\alpha$ , including equilibrium measurements above  $\varphi_c$ , the critical volume fraction where the mode-coupling theory predicts a glass transition. Instead of falling out of equilibrium, the system remains ergodic above  $\varphi_c$  and enters a new dynamical regime where  $\tau_\alpha$  increases with a functional form that was not anticipated by theory or previous experiments, while the amplitude of dynamic heterogeneity increases logarithmically slowly with  $\tau_\alpha$ , as found in molecular glass-formers close to the glass transition.

PACS numbers: 05.10.-a, 05.20.Jj, 64.70.P-

Hard sphere assemblies often constitute the simplest model to tackle a variety of fundamental questions in science, from phase transitions in condensed matter physics to the mathematics of packing or optimization problems in computer science. Experimentally, hard spheres systems are obtained using colloidal particles [1], emulsions, or granular materials [2]. When crystallization is avoided, e.g. by introducing size polydispersity, hard spheres at thermal equilibrium become very viscous and eventually form an amorphous solid [3] at large volume fraction,  $\varphi$ , in analogy to the glass transition of molecular liquids [4] and the jamming transition of grains [2]. However, the nature of the colloidal glass transition, its precise location, the functional form of the structural relaxation time divergence, and the connection between slow dynamics and kinetic heterogeneities remain largely open issues [5, 6].

For hard spheres at thermal equilibrium, several distinct glass transition scenarios have been described. In the first, the viscosity or, equivalently, the timescale for structural relaxation,  $\tau_\alpha(\varphi)$ , diverges algebraically:

$$\tau_\alpha(\varphi) \sim (\varphi_c - \varphi)^{-\gamma}. \quad (1)$$

This is predicted [8] by the mode coupling theory (MCT), and supported by the largest set of light scattering data to date [5], with  $\gamma \approx 2.7$ ,  $\varphi_c \approx 0.571$ . Packing fractions  $\varphi \approx 0.57 - 0.59$  are the most often quoted values for the location of the ‘colloidal glass transition’. It is widely believed that a truly non-ergodic state is obtained at larger  $\varphi$  [1, 3, 5, 7]. Within MCT, the amplitude of dynamic heterogeneity, as quantified by multi-point correlation functions, also diverges algebraically. In particular, the four-point dynamic susceptibility should diverge as [9]:  $\chi_4 \sim (\varphi_c - \varphi)^{-2} \sim \tau_\alpha^{2/\gamma}$ , a prediction that has not been tested in experiments so far.

Several alternative scenarios [10, 11, 12] suggest a stronger divergence:

$$\tau_\alpha(\varphi) = \tau_\infty \exp \left[ \frac{A}{(\varphi_0 - \varphi)^\delta} \right]. \quad (2)$$

Equation (2) with  $\delta = 1$  is frequently used to account for viscosity data [6] because it resembles the Vogel-Fulcher-Tammann (VFT) form used to fit the viscosity of molecular glass-formers [4], with temperature replaced by  $\varphi$ . Moreover, it is theoretically expected on the basis of free volume arguments [10], which lead to the identification  $\varphi_0 \equiv \varphi_{\text{rcp}}$ , the random close packing fraction where osmotic pressure diverges. Kinetic arrest must occur at  $\varphi_{\text{rcp}}$  (possibly with  $\delta \neq 1$  [11]), because all particles block each other at that density [11, 13, 14]. Entropy-based theories and replica calculations [12] predict instead a divergence of  $\tau_\alpha$  at an ideal glass transition at  $\varphi_0 < \varphi_{\text{rcp}}$ , where the configurational entropy vanishes but the pressure is still finite. Here, the connection to dynamical properties is made through nucleation arguments [15] yielding Eq. (2), with  $\delta$  not necessarily equal to unity [16]. In this context, the amplitude of dynamic heterogeneity should increase only moderately, typically logarithmically slowly in  $\tau_\alpha$  [17].

In molecular glass-formers where dynamical slowing down can be followed over as many as 15 decades, the transition from an MCT regime, Eq. (1), to an activated one, Eq. (2), has been experimentally demonstrated [4]. For colloidal hard spheres, the situation remains controversial, because dynamic data are available over a much smaller range [1, 5, 6, 18], typically five decades or less. Crucially, measurements could only be performed for  $\varphi < \varphi_c$ , leaving unknown the precise nature and location of the divergence. Theoretical claims exist that the cutoff mechanism suppressing the MCT divergence

in molecular systems is inefficient in colloids due to the Brownian nature of the microscopic dynamics, suggesting that MCT could be virtually exact [19]. This viewpoint is challenged by more recent MCT calculations [20], and by computer studies of simple model systems where MCT transitions are avoided both for stochastic and Newtonian dynamics [21, 22].

Here, we settle several of the above issues by studying the equilibrium dynamics of colloidal hard spheres using dynamic light scattering and computer simulations. By extending previous data by at least two orders of magnitude in  $\tau_\alpha$ , we establish that the volume fraction dependence of both  $\tau_\alpha$  and  $\chi_4$  follows MCT predictions only in a restricted density range below  $\varphi_c \approx 0.59$ . Unlike previous studies, we provide equilibrium measurements *above*  $\varphi_c$ , thereby proving unambiguously that the algebraic divergence at  $\varphi_c$  is absent. Instead, a new regime is entered at larger  $\varphi$ , where the dynamics is well described by Eq. (2) with  $\delta \approx 2$  and  $\varphi_0$  close to, but smaller than,  $\varphi_{\text{rep}}$ . The amplitude of kinetic heterogeneities then increases logarithmically slowly with  $\tau_\alpha$ , as found in molecular glasses close to the experimental glass transition.

Dynamic light scattering (DLS) experiments are performed in the range  $0.01 < \varphi < 0.5981$ . We use poly-(methyl methacrylate) (PMMA) particles of average diameter  $\sigma = 260$  nm, stabilized by a thin layer of grafted poly-(12-hydroxy stearic acid) (PHSA). The size polydispersity, about 10%, is large enough to prevent crystallization on a timescale of at least several months. The particles are suspended in a mixture of cis-decalin and tetralin that almost perfectly matches their average refractive index, allowing the dynamics to be probed by DLS. Additionally, due to polydispersity and the slight difference in refractive index between the PMMA core and the PHSA shell, DLS essentially probes the self-part of the intermediate scattering function [23]:

$$F_s(q, t) = \left\langle \frac{1}{N} \sum_{j=1}^N e^{i\mathbf{q} \cdot (\mathbf{r}_j(t) - \mathbf{r}_j(0))} \right\rangle. \quad (3)$$

Here,  $\mathbf{r}_j(t)$  is the position of particle  $j$  at time  $t$ ,  $\mathbf{q}$  is the scattering vector ( $q\sigma = 6.5$ , close to the first peak of the static structure factor) and brackets indicate an ensemble average. A combination of traditional [24] and multispeckle [25] DLS is used to measure the full decay of  $F_s(q, t)$ . We carefully check equilibration by following the evolution of the dynamics after initialization, until  $F_s$  stops changing over a time window of at least  $10\tau_\alpha$ . Samples are prepared by dilution, starting from a very concentrated batch obtained by centrifugation. All volume fractions relative to that of the initial batch are obtained with a relative accuracy of  $10^{-4}$ , using an analytical balance and literature values for particle and solvent densities [18]. Relative volume fractions are converted to absolute ones by comparing the experimental  $\varphi$  dependence of the short-time self-diffusion coefficient measured

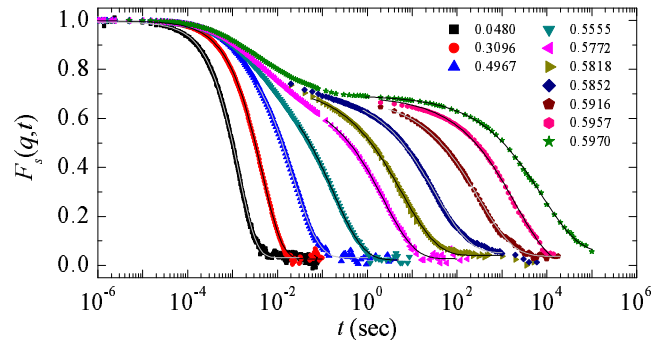


FIG. 1: (Color online) Time dependence of the self-intermediate scattering function  $F_s(q, t)$  in DLS experiments at  $q\sigma = 6.5$  for representative volume fractions. Lines are stretched exponential fits to the final decay, yielding relaxation times spanning about 7 decades. Ergodicity is preserved above the (avoided) MCT glass transition at  $\varphi_c \approx 0.59$ .

by DLS to two sets of theoretical calculations [26] at low density,  $\varphi \leq 0.2$ . For less polydisperse samples, this calibration method yields  $\varphi$  values compatible with those obtained by mapping the experimental freezing fraction to  $\varphi_f = 0.494$  [27]. The remaining uncertainty on the absolute  $\varphi$  is about 5%, because [26] contains two slightly different predictions. To ease the comparison with the simulations, we set the absolute  $\varphi$ , within this uncertainty range, so that our experimental and numerical  $\tau_\alpha$  closely overlap for  $\varphi > 0.55$ .

We use a standard Monte Carlo algorithm [22] to study numerically a 50:50 binary mixture of hard spheres of diameter  $\sigma$  and  $1.4\sigma$ , known to efficiently prevent crystallization. We work in a three dimensional space with periodic boundary conditions, and mainly use  $N = 10^3$  particles. No noticeable finite size effects were found in runs with  $N = 8 \cdot 10^3$  particles performed for selected state points. In an elementary move, a particle is chosen at random and assigned a random displacement drawn within a cubic box of linear size  $0.1\sigma$  centered around the origin. The move is accepted if the hard sphere constraint remains satisfied. One Monte Carlo step corresponds to  $N$  such attempts. The dynamics is characterized by the self-intermediate scattering function, Eq. (3), measured for  $q\sigma = 6.1$ , close to the first diffraction peak.

Representative  $F_s(q, t)$  obtained by DLS are plotted in Fig. 1, showing that the relaxation is fast and monoexponential at low  $\varphi$ , while a two-step decay is observed when increasing  $\varphi$ , reflecting the increasingly caged motion of particles in dense suspensions [3]. We measure the structural relaxation time by fitting the final decay of  $F_s$  to a stretched exponential,  $F_s(q, t) = B \exp[-(t/\tau_\alpha)^\beta]$ .

Figure 2a shows  $\tau_\alpha(\varphi)$  for both experiments and simulations. Time units are adjusted to maximize the overlap ( $\approx 5.5$  decades) of both data sets at high  $\varphi$ . As reported before [5], we find that our experimental data are well fitted by Eq. (1) in the range  $0.49 < \varphi \leq 0.585$ , with

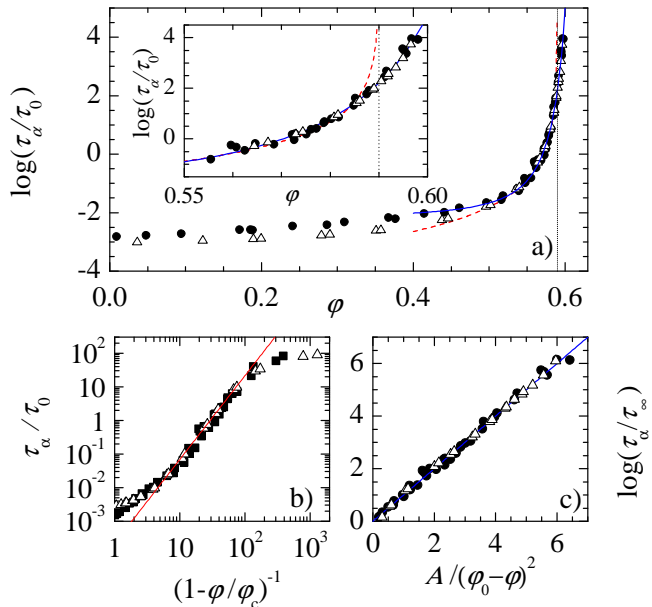


FIG. 2: (Color online) a) Relaxation timescale  $\tau_\alpha$  for hard spheres in experiments (black circles) and simulations (open triangles), respectively in units of  $\tau_0 = 1$  sec and  $\tau_0 = 7 \cdot 10^4$  MC steps. The red dashed line is a power law fit, Eq. (1), with  $\varphi_c = 0.590$  (vertical dotted line) and  $\gamma = 2.5 \pm 0.1$ . The continuous blue line is a fit to DLS data using Eq. (2), with  $\varphi_0 = 0.637$  and  $\delta = 2$ . The zoom in the inset shows that the MCT singularity is absent. b) Same data plotted against  $1/(1 - \varphi/\varphi_c)$ . A straight line with slope  $\gamma$  is obtained in an MCT regime covering about 3.5 decades. c) Data for  $\varphi > 0.41$  plotted using reduced variables with  $\varphi_0 = 0.637$  and  $0.641$  for experiments and simulations, respectively.

$\varphi_c = 0.590 \pm 0.005$  and  $\gamma = 2.5 \pm 0.1$ . However, our measurements at  $\varphi$  values higher than those previously accessible strongly deviate from the fit. Attempts to include points at  $\varphi > 0.59$  in the MCT fit yield unphysically large values of  $\gamma$ . We find similar results in the simulations, showing that hydrodynamic interactions play little role in experiments performed at large  $\varphi$ , although they probably explain the discrepancy with simulations at low volume fraction, see Fig. 2a. Therefore, our data unambiguously demonstrate that the mode-coupling singularity is absent in colloidal hard spheres, as is found in molecular glass-formers [4]. We attribute previous observations of non-ergodic amorphous states above  $\varphi_c$  to measurements that were insufficiently long. Indeed, experiments in colloids become prohibitively slow near the end of the mode-coupling regime, which, by contrast, corresponds to relatively short ( $\approx 10^{-7}$  sec) timescales in liquids.

What is the fate of the fluid phase above  $\varphi_c$ ? Figures 2a and 2c show that the increase of  $\tau_\alpha$  at high  $\varphi$  is extremely well described by an exponential divergence, Eq. (2). We find that the data can be fitted well using the conventional form with  $\delta = 1$ , yielding  $\varphi_0(\delta = 1) \approx 0.614 \pm 0.002$ . This is consistent with pre-

vious analysis [6] of viscosity data for a broad range of experimental systems, but in a much smaller dynamic range. However, the quality of the fit improves when the exponent  $\delta$  is allowed to depart from unity. The optimal value, robust for both experimental and numerical data, is  $\delta = 2.0 \pm 0.2$ , which yields our best estimate for the location of the dynamic glass transition:  $\varphi_0 \approx 0.637 \pm 0.002$  (experiments) and  $\varphi_0 \approx 0.641 \pm 0.002$  (simulations). Figure 2c shows the linear dependence of  $\log \tau_\alpha$  on  $(\varphi_0 - \varphi)^{-2}$ , demonstrating the exponential nature of the dynamic singularity.

The behavior of dynamical heterogeneity provides additional evidence of a crossover from a restricted MCT regime to an ‘activated’ type of dynamics. Using methods detailed in [28, 29], we study the evolution of the three-point dynamic susceptibility defined by:  $\chi_\varphi(t) \equiv \partial F_s(q, t)/\partial \varphi$ . This linear response function is directly connected to a four-point dynamic susceptibility:  $\chi_4(t) = N \langle \delta F_s(q, t)^2 \rangle$ , where  $\delta F_s(q, t)$  denotes the fluctuating part of the self-intermediate function;  $\chi_4$  is a powerful tool to quantify dynamic heterogeneity in glass-formers [17], because it represents the average number of molecules whose dynamics are correlated. In hard spheres, the following relation holds [28]:

$$\chi_4(t) = \chi_4(t)|_\varphi + \rho k_B T \kappa_T (\varphi \chi_\varphi(t))^2, \quad (4)$$

where  $\rho$  is the number density,  $\kappa_T$  the isothermal compressibility (measured in simulations, taken from the Carnahan-Starling equation of state in experiments), and  $\chi_4(t)|_\varphi$  denotes the value taken by  $\chi_4(t)$  in a system where density is strictly fixed. Only the second contribution to  $\chi_4(t)$  in (4) can be accessed experimentally, but both terms can be determined in simulations. We obtain  $\chi_\varphi(t)$  by applying the chain rule to the fitted  $F_s(B, \tau_\alpha, \beta)$  [29], where the  $\varphi$  dependence of  $B, \tau_\alpha, \beta$  is fitted by smooth polynomials. Our results are independent of the choice of fitting functions, and consistent with that obtained from finite differences between data at nearby  $\varphi$ , when available. Figure 3 shows the peak of dynamical susceptibilities as a function of  $\varphi$ . First, we numerically establish in Fig. 3a that the term comprising  $\chi_\varphi$  is the main contribution to  $\chi_4$  when  $\varphi > 0.52$ , implying that a good estimate of  $\chi_4$  can be obtained using three-point functions in hard spheres, as surmised in [28], and established for molecular glass-formers in [9]. For both simulations and experiments, the MCT prediction for the algebraic divergence of  $\chi_4(t)$  only holds over a limited density range. Indeed, when plotted against  $\tau_\alpha$ ,  $\chi_4$  increases rather moderately. A similar logarithmic relation between the size of dynamically correlated regions and  $\tau_\alpha$  is found in molecular glasses close to the glass transition [29]—a hallmark of activated dynamics [17].

Our results establish the existence of a non-trivial, exponential divergence of  $\tau_\alpha(\varphi)$  at a critical volume fraction  $\varphi_0 \approx 0.637$  much above the putative ‘colloidal glass transition’ at  $\varphi_c \approx 0.59$ . It is natural to ask whether



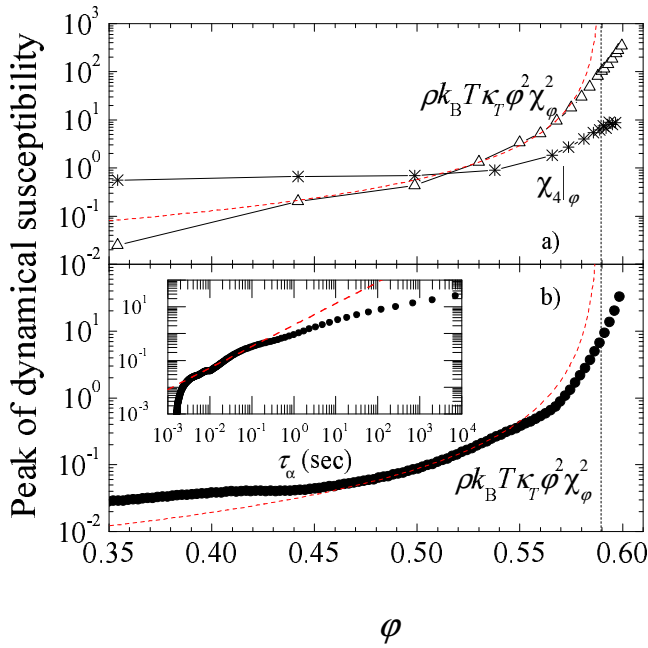


FIG. 3: (Color online) Peak of dynamic susceptibilities, Eq. (4), measured in a) simulations and b) experiments. In a) both contributions to  $\chi_4$  are compared, validating  $\chi_\phi$  as a valuable tool to quantify dynamic heterogeneity in hard spheres. The predicted MCT algebraic divergence (red dashed line) holds over a small density range. The inset shows that the size of dynamic heterogeneities increases logarithmically with  $\tau_\alpha$ , as found in molecular glass-formers.

$\varphi_0$  and  $\varphi_{\text{rcp}}$  coincide. This is a difficult question because  $\varphi_{\text{rcp}}$  can always be shifted to a larger value by trading order and packing [13]. For the binary mixture studied here, the onset of jamming has been located at  $\varphi_J = 0.648$  [14]. Furthermore, for 10 % polydispersity, the estimate  $\varphi_{\text{rcp}} \approx 0.67$  was obtained in numerical work [30], well above  $\varphi_0$ . Finally, we have employed Monte Carlo simulations to produce disordered hard sphere configurations with finite pressure above  $\varphi_0$  by very fast compression of fluid configurations used to produce the equilibrium data in Fig. 1. These results support the possibility that  $\varphi_0 < \varphi_{\text{rcp}}$ , implying a fundamental difference [31] between the glass [12] and jamming [14] transitions in hard spheres.

In conclusion, while the onset of dynamical slowing in colloidal hard spheres can be described by an MCT regime, upon further compression a crossover from an algebraic to an exponential divergence at a non-trivial volume fraction  $\varphi_0$  is observed, accompanied by a logarithmic growth of dynamical correlations. Our experiments and simulations show unambiguously that there is no glass transition around 58 % and that the slow dynamics of colloidal hard spheres shares more similarities with the physics of molecular glass-formers than anticipated.

This work was supported by the Joint Theory Institute at the University of Chicago, the European

MCRTN “Arrested matter” (MRTN-CT-2003-504712), the NoE “SoftComp” (NMP3-CT-2004-502235), Region Languedoc-Roussillon and ANR “DynHet” and CNES grants. L.C. is a junior member of the Institut Universitaire de France.

- [1] P. N. Pusey, and W. Van Meegen, *Nature* **320**, 595 (1986).
- [2] *Jamming and Rheology: Constrained Dynamics on Microscopic and Macroscopic Scales*, Eds: A. J. Liu and S. R. Nagel (Taylor and Francis, New York, 2001).
- [3] P. N. Pusey, and W. vanMegen, *Phys. Rev. Lett.* **59**, 2083 (1987).
- [4] P. G. Debenedetti, and F. H. Stillinger, *Nature* **410**, 259 (2001)
- [5] W. van Meegen, T. C. Mortensen, S. R. Williams, J. Müller, *Phys. Rev. E* **58**, 6073 (1998).
- [6] Z. Cheng, J. Zhu, P. M. Chaikin, S. E. Phan, and W. B. Russel, *Phys. Rev. E* **65**, 041405 (2002).
- [7] T. G. Mason and D. A. Weitz, *Phys. Rev. Lett.* **75**, 2770 (1995).
- [8] W. Götze, *J. Phys.: Condens. Matter* **11**, A1 (1999).
- [9] L. Berthier, *et al.*, *J. Chem. Phys.* **126**, 184503 (2007); *J. Chem. Phys.* **126**, 184504 (2007).
- [10] M. H. Cohen and D. Turnbull, *J. Chem. Phys.* **31**, 1164 (1959).
- [11] K. S. Schweizer, *J. Chem. Phys.* **127**, 164506 (2007).
- [12] M. Cardenas, S. Franz, and G. Parisi, *J. Chem. Phys.* **110**, 1726 (1999); G. Parisi and F. Zamponi, *J. Chem. Phys.* **123**, 144501 (2005).
- [13] S. Torquato, T. M. Truskett, and P. G. Debenedetti, *Phys. Rev. Lett.* **84**, 2064 (2000).
- [14] C. S. O’Hern, S. A. Langer, A. J. Liu, and S. R. Nagel, *Phys. Rev. Lett.* **88** 075507 (2002).
- [15] T. R. Kirkpatrick, D. Thirumalai, and P. G. Wolynes, *Phys. Rev. A* **40**, 1045 (1989).
- [16] J.-P. Bouchaud and G. Biroli, *J. Chem. Phys.* **121**, 7347 (2004).
- [17] C. Toninelli, M. Wyart, L. Berthier, G. Biroli, and J.-P. Bouchaud, *Phys. Rev. E* **71**, 041505 (2005).
- [18] S.-E. Phan, W. B. Russel, Z. Cheng, J. Zhu, P. M. Chaikin, J. H. Dunsmuir, R. H. Ottewill, *Phys. Rev. E* **54**, 6633 (1996).
- [19] S. P. Das and G. F. Mazenko, *Phys. Rev. A* **34**, 2265 (1986).
- [20] M. E. Cates and S. Ramaswamy, *Phys. Rev. Lett.* **96**, 135701 (2006); A. Andrianov A., G. Biroli, and A. Lefèvre, *J. Stat. Mech.* P07008 (2006)
- [21] G. Szamel and E. Flenner, *Europhys. Lett.* **67**, 779 (2004).
- [22] L. Berthier and W. Kob, *J. Phys.: Condens. Matter* **19**, 205130 (2007).
- [23] P. N. Pusey, H. M. Fijnaut, and A. Vrij, *J. Chem Phys.* **77**, 4270 (1982).
- [24] B. J. Berne, and R. Pecora, *Dynamic Light Scattering* (Wiley, New York, 1976).
- [25] S. Kirsch, V. Frenz, W. Schartl, E. Bartsch, and H. Sillescu, *J. Chem. Phys.* **104**, 1758 (1996).
- [26] M. Tokuyama, and I. Oppenheim, *Phys. Rev. E* **50**, R16 (1994); C. W. J. Beenakker and P. Mazur, *Physica A* **120** 388 (1983).

- [27] P. N. Segrè, O. P. Behrend, and P. N. Pusey, Phys. Rev. E **52**, 5070 (1995).
- [28] L. Berthier, *et al.*, Science **310**, 1797 (2005)
- [29] C. Dalle-Ferrier, *et al.*, Phys. Rev. E **76**, 041510 (2007).
- [30] W. Schaertl and H. Sillescu, J. Stat. Phys. **77**, 1007 (1994).
- [31] F. Krzakala, and J. Kurchan, Phys. Rev. E **76**, 021122 (2007).