



HAL
open science

Present Status of the Muon Anomalous Magnetic Moment

Eduardo de Rafael

► **To cite this version:**

Eduardo de Rafael. Present Status of the Muon Anomalous Magnetic Moment. 14th International Conference in QCD, Jul 2008, France. hal-00322495

HAL Id: hal-00322495

<https://hal.science/hal-00322495>

Submitted on 17 Sep 2008

HAL is a multi-disciplinary open access archive for the deposit and dissemination of scientific research documents, whether they are published or not. The documents may come from teaching and research institutions in France or abroad, or from public or private research centers.

L'archive ouverte pluridisciplinaire **HAL**, est destinée au dépôt et à la diffusion de documents scientifiques de niveau recherche, publiés ou non, émanant des établissements d'enseignement et de recherche français ou étrangers, des laboratoires publics ou privés.

Present Status of the Muon Anomalous Magnetic Moment

Eduardo de Rafael^{a*}

^aCentre de Physique Théorique, CNRS-Luminy, Case 907, F-13288 Marseille Cedex 9, France

These pages, based on my talk at the Montpellier *14th International Conference in QCD*, provide us with a short update of the Standard Model contributions to the muon anomalous magnetic moment.

1. Introduction

We shall be concerned with the g -factor of the muon which relates its spin to its magnetic moment

$$\vec{\mu} = g_{\mu} \frac{e\hbar}{2m_{\mu}c} \vec{s}, \quad \underbrace{g_{\mu} = 2(1 + a_{\mu})}_{\text{Dirac}}; \quad (1)$$

more precisely with the correction a_{μ} to the Dirac value $g_{\mu} = 2$ which generates the so called anomalous magnetic moment. The present experimental world average determination, which is dominated by the latest BNL experiment (the E821 collaboration [1]), is

$$a_{\mu}^{\text{exp}} = 116\,592\,080(63) \times 10^{-11} (0.54 \text{ ppm}), \quad (2)$$

where the origin of the error is 0.46 ppm statistical and 0.28 ppm systematic. This determination assumes CPT-invariance i.e., $a_{\mu^{-}} = a_{\mu^{+}}$.

The question we shall discuss is: *how well can the Standard Model digest this precise number?*. As we shall see, the precision of a_{μ}^{exp} is such that it is sensitive to the three couplings of the Gauge Theory which defines the Standard Model, as well as to its full particle content ².

2. The QED Contributions (Leptons)

This is by far the dominant contribution, which is generated by two types of Feynman diagrams:

*Unité Mixte de Recherche (UMR 6207) du CNRS et des Universités Aix-Marseille 1, Aix-Marseille 2 et sud Toulon-Var, affiliée à la FRUMAN. This work has been supported in part by the European Community's Marie Curie Research Training Network program under contract No. MRTN-CT-2006-035482, Flavianet.

²For a recent review article see e.g. ref. [2].

2.1. The Massless Class

This class is generated by Feynman diagrams with virtual photons only as well as by diagrams with virtual photons and fermion loops of the same flavour as the external particle (the muon in our case). Since a_{μ} is a dimensionless quantity, this class of diagrams gives rise to the same contribution to the muon, electron and tau anomalies. They correspond to the entries $a^{(2n)}$ in Table 1, with $n = 1, 2, 3, 4$ indicating the number of loops involved. They are known analytically at one loop [3]; two loops [4, 5]; and three loops [6]. This is the reason why there is no error in the corresponding numbers in the second column of Table 1.

At the four-loop level, there are 891 Feynman diagrams of this type. Some of them are already known analytically, but in general one has to resort to numerical methods for a complete evaluation. This impressive calculation, which is systematically pursued by Kinoshita and collaborators, requires many technical skills and is under constant updating; in particular thanks to the advances in computing technology. The entry $a^{(8)}$ in Table 1 is the one corresponding to the most recent published value [7], with the error due to the present numerical uncertainties.

Notice the alternating sign of the results from the contributions of one loop to four loops, a simple feature which is not yet *a priori* understood. Also, the fact that the sizes of the $(\frac{\alpha}{\pi})^n$ coefficients for $n = 1, 2, 3, 4$ remain rather small is an interesting feature, allowing one to expect that the order of magnitude of the five-loop contribution, from a total of 12 672 Feynman diagrams, is likely to be of $\mathcal{O}(\alpha/\pi)^5 \simeq 7 \times 10^{-14}$. This is well beyond the accuracy required to compare with

Table 1
 QED Contributions (Leptons) $\{\alpha^{-1} = 137.035\,999\,084\,(51)\,[0.37\text{ ppb}]\,[8]\}$

CONTRIBUTION	RESULT IN POWERS OF $\frac{\alpha}{\pi}$	NUMERICAL VALUE IN 10^{-11} UNITS
$a^{(2)}$	0.500 000 000 (00) $\left(\frac{\alpha}{\pi}\right)$	116 140 973.29 (0.04)
$a^{(4)}$	-0.328 478 965 (00) $\left(\frac{\alpha}{\pi}\right)^2$	
$a_\mu^{(4)}$ (total)	0.765 857 410 (27) $\left(\frac{\alpha}{\pi}\right)^2$	413 217.62 (0.01)
$a^{(6)}$	1.18 124 146 (00) $\left(\frac{\alpha}{\pi}\right)^3$	
$a_\mu^{(6)}$ (total)	24.05 050 964 (43) $\left(\frac{\alpha}{\pi}\right)^3$	30 141.90 (0.00)
$a^{(8)}$	-1.9 144 (35) $\left(\frac{\alpha}{\pi}\right)^4$	
$a_\mu^{(8)}$ (total)	130.8 055 (80) $\left(\frac{\alpha}{\pi}\right)^4$	381.33 (0.02)
$a_\mu^{(10)}$ (total estimate)	663 (20) $\left(\frac{\alpha}{\pi}\right)^5$	4.48 (1.35)
$a_\mu^{(2+4+6+8+10)}$ (QED)		116 584 718.09 (0.14)(0.04)

the present experimental result for a_μ , but it will be eventually needed for a more precise determination of the fine-structure constant α from the precision measurement of the electron anomaly [8].

2.2. The Massive Class

This second class is generated by Feynman diagrams with lepton loops of a different flavour to the one of the external muon line. Their contribution to a_μ is then a function of the lepton mass ratios involved. These contributions are generated by vacuum polarization subgraphs and by light-by-light scattering subgraphs involving electron and tau loops. Both the two-loop and three-loop contributions of this class are known analytically³. The full three-loop evaluation involving electron-loop subgraphs, by Laporta and Remiddi [9, 10], is a remarkable achievement. The numerical errors quoted in Table 1 for these contributions are due to the present experimental errors in the lepton masses [11].

At the four-loop level, only a few contributions are known analytically. Kinoshita and his collaborators have, however, accomplished a full numerical evaluation of this class (see ref. [12] and references therein.). The corresponding error in Table 1 is the combined error in the lepton masses and the present error due to the numerical integration.

³For a history of the successive improvements in the evaluation of these contributions see e.g. ref. [2].

The number quoted for the full five-loop QED contribution in Table 1 is the present estimate quoted in ref. [13]. It is likely to be improved in the near future.

2.3. The Mellin-Barnes Technique

There has been a recent technical development in the evaluation of Feynman diagrams involving mass ratios, which has already been useful in the evaluation of some higher order contributions to a_μ (see refs. [14, 15]) and which seems promising for further calculations. In these papers it is shown how the Mellin-Barnes integral representation of Feynman parametric integrals allows for an easy evaluation of as many terms as wanted in the asymptotic expansion of Feynman diagrams in terms of one and two mass ratios.

The basic idea is to express the contribution to a_μ from a Feynman diagram, or a class of diagrams, as an inverse Mellin transform with respect to the mass ratios involved in the diagrams. The remarkable property of this representation is the factorization in terms of moment integrals. It is in fact this factorization which is at the basis of the renormalization group properties discussed in ref. [16], and used since then by many authors (see e.g. ref. [17] and references therein). The algebraic factorization in the Mellin-Barnes representation, however, is more general. The standard renormalization group constraints only apply to the evaluation of asymptotic behaviours in terms of *powers of logarithms* and constant terms.

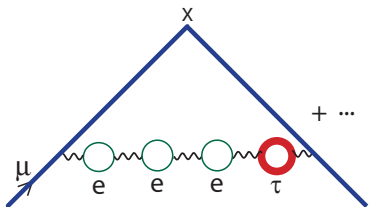


Fig.1 Diagrams with three e -loops and a τ -loop.

In the Mellin–Barnes framework, this appears as a property of the residue of the leading Mellin singularity. What is new here is that this extends as well to the subleading terms, which are governed by the residues of the successive Mellin singularities (in the negative real axis, in the case of electron loops); or by two–dimensional residue forms [15, 18], in the case of the Mellin singularities associated to two mass ratios (the case of both electron and tau loops).

As an example, we quote a few terms of the result obtained for the tenth–order contribution from the string of vacuum polarization subgraphs shown in Fig. 1:

$$\begin{aligned}
 a_{\mu}^{(ee\tau)} &= \left(\frac{\alpha}{\pi}\right)^5 \left\{ \left(\frac{m_{\mu}^2}{m_{\tau}^2}\right) \left[\frac{4}{1215} \log^3 \frac{m_{\mu}^2}{m_e^2} \right. \right. \\
 &\quad - \frac{2}{405} \log^2 \frac{m_{\mu}^2}{m_e^2} - \left. \left(\frac{122}{3645} - \frac{8\pi^2}{1215} \right) \log \frac{m_{\mu}^2}{m_e^2} \right. \\
 &\quad \left. \left. + \frac{2269}{32805} - \frac{4\pi^2}{215} - \frac{16}{405} \zeta(3) \right] + \dots \right\} \\
 &= \left(\frac{\alpha}{\pi}\right)^5 0.013\ 057\ 4(4). \tag{3}
 \end{aligned}$$

In fact, the analytic calculation in ref. [15] which leads to this precise number, also includes terms up to $\mathcal{O}\left[\left(\frac{m_{\mu}^2}{m_{\tau}^2}\right)^4 \log^3 \frac{m_{\mu}^2}{m_e^2}\right]$, which are already smaller than the error generated by the lepton masses in the leading order terms.

3. Hadronic Contributions

The electromagnetic interactions of hadrons produce contributions to a_{μ} induced by the hadronic vacuum polarization and by the hadronic light–by–light scattering.

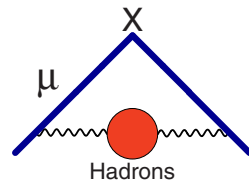


Fig.2 Hadronic Vacuum Polarization

3.1. Hadronic Vacuum Polarization

All calculations of the lowest–order hadronic vacuum polarization contribution to the muon anomaly (see Fig. 2) are based on the spectral representation [19]

$$a_{\mu}^{\text{hVP}} = \frac{\alpha}{\pi} \int_0^{\infty} \frac{dt}{t} \frac{1}{\pi} \text{Im}\Pi(t) \int_0^1 dx \frac{x^2(1-x)}{x^2 + \frac{t}{m_{\mu}^2}(1-x)} \tag{4}$$

with the hadronic spectral function $\frac{1}{\pi} \text{Im}\Pi(t)$ related to the *one-photon* e^+e^- annihilation cross-section into hadrons ($m_e \rightarrow 0$) as follows:

$$\sigma(t)_{\{e^+e^- \rightarrow (\gamma) \rightarrow \text{hadrons}\}} = \frac{4\pi^2\alpha}{t} \frac{1}{\pi} \text{Im}\Pi(t). \tag{5}$$

This contribution is dominated by the $\pi^+\pi^-$ channel; the region of the ρ -resonance in particular [20, 21]. The history of evaluations of a_{μ}^{hVP} is a long one which can be traced back, e.g. in ref. [2]. The most recent compilation of e^+e^- annihilation data used in the evaluation of the dispersive integral in Eq. (4) made by Michel Davier and collaborators, which also includes the new precise measurements from the experiments SND and CMD-2 at Nobosibirsk as well as some exclusive channels from BaBar, gives the result ⁴:

$$a_{\mu}^{\text{hVP}} = (6\ 908 \pm 39_{\text{exp}} \pm 19_{\text{rad}} \pm 7_{\text{QCD}}) \times 10^{-11}. \tag{6}$$

Unfortunately, the discrepancy with the evaluation made using the τ -spectral functions, corrected for isospin–breaking effects, still persists. Here, one has to wait for the forthcoming results from the high precision measurements on the $\pi\pi$ mode at BaBar using the radiative return method. We shall then be able to check the consistency with the result in Eq. (6) and, hopefully, improve the accuracy.

⁴See e.g. ref [22] and references therein for details.

There is a similar spectral representation to the one in Eq. (4) for the next-to-leading order hadronic vacuum polarization [23], with the kernel [24, 25] in Eq. (4), replaced by a two-loop kernel, which is also known analytically [26]. The most recent numerical evaluation, using the same data as for the lowest-order evaluation, gives

$$a_\mu^{\text{hvp}(\text{nlo})} = (-97.9 \pm 0.9_{\text{exp}} \pm 0.3_{\text{rad}}) \times 10^{-11}. \quad (7)$$

3.2. Hadronic Light-by-Light Scattering

Unlike the hadronic vacuum polarization contribution, there is no direct experimental input for the hadronic light-by-light scattering contribution to a_μ shown in Fig. 3; therefore one has to rely on theoretical approaches.

So far, the only rigorous theoretical result is the observation that, in the QCD large- N_c limit and to leading order in the chiral expansion, the dominant contribution comes from the Goldstone-like neutral pion exchange which produces a characteristic universal double logarithmic behavior with a coefficient which can be calculated exactly [27]:

$$a_\mu^{\text{hll}}(\pi^0) = \left(\frac{\alpha}{\pi}\right)^3 \frac{m_\mu^2 N_c^2}{48\pi^2 F_\pi^2} \left[\ln^2 \frac{m_\rho}{m_\pi} + \mathcal{O}\left(\ln \frac{m_\rho}{m_\pi}\right) + \mathcal{O}(1) \right] \quad (8)$$

where F_π denotes the pion coupling constant in the chiral limit ($F_\pi \sim 90$ MeV). Testing this limit was particularly useful in fixing the sign of the phenomenological calculations of the neutral pion exchange [28].

Although the coefficient of the $\ln^2(m_\rho/m_\pi)$ term in Eq. (8) is unambiguous, the coefficient of the $\ln(m_\rho/m_\pi)$ term depends on low-energy constants which are difficult to extract from experiment [27, 29] (they require a detailed knowledge of the $\pi^0 \rightarrow e^+e^-$ decay rate with inclusion of radiative corrections). Moreover, the constant term in Eq. (8) is not fixed by chiral symmetry requirements, which makes the predictive power of an effective chiral perturbation theory approach rather limited for our purposes. Therefore, one has to adopt a dynamical framework which takes into account explicitly the heavier meson degrees of freedom as well.

The most recent calculations of a_μ^{hll} in the literature [28, 30, 31, 32] are all compatible with the QCD chiral constraints and large- N_c limit

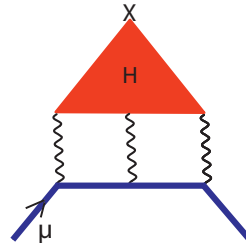


Fig.3 Hadronic Light-by-Light Scattering

discussed above. They all incorporate the π^0 -exchange contribution modulated by $\pi^0 \gamma^* \gamma^*$ form factors, correctly normalized to the $\pi^0 \rightarrow \gamma\gamma$ decay width. They differ, however, in the shape of the form factors, originating in different assumptions: vector meson dominance in a specific form of Hidden Gauge Symmetry in Ref. [30]; in the form of the extended Nambu-Jona-Lasinio (ENJL) model in Ref. [31]; large- N_c models in Refs. [28, 32]; and on whether or not they satisfy the particular operator product expansion constraint discussed in Ref. [32].

In order to compare different results it is convenient to separate the hadronic light-by-light contributions which are leading in the $1/N_c$ -expansion from the non-leading ones [33]. Among the leading contributions, the pseudoscalar meson exchanges which incorporate the π^0 , and to a lesser degree the η and η' exchanges, are the dominant ones. As discussed above, there are good QCD theoretical reasons for that. In spite of the different definitions of the pseudoscalar meson exchanges and the associated choices of the form factors used in the various model calculations, there is a reasonable agreement among the final results. The result quoted in a recent update discussed in ref. [34] gives:

$$a^{\text{hll}}(\pi, \eta, \eta') = (114 \pm 13) \times 10^{-11}. \quad (9)$$

Other contributions, which are also leading in the $1/N_c$ -expansion, due to axial-vector exchanges and scalar exchanges, give smaller contributions with updated errors, as discussed in ref. [34]:

$$a^{\text{hll}}(1^+) = (15 \pm 10) \times 10^{-11}, \quad (10)$$

and

$$a^{\text{hll}}(0^+) = -(7 \pm 7) \times 10^{-11}. \quad (11)$$

The subleading contributions in the $1/N_c$ -expansion are dominated by the charged pion loop. However, because of the model dependence of the results one obtains when the pion loop is dressed with hadronic interactions it is suggested in ref. [34] to use the central value of the ENJL-model evaluation in [31], but with a larger error which also covers unaccounted loops of other mesons, :

$$a^{\text{hll}}(\pi^+\pi^-) = -(19 \pm 19) \times 10^{-11}. \quad (12)$$

From these considerations, adding the errors in quadrature, as well as the small charm contribution: $a^{\text{hll}}(c) = 2.3 \pm 0.5 \times 10^{-11}$, one gets

$$a^{\text{hll}} = (105 \pm 26) \times 10^{-11}, \quad (13)$$

as a final estimate.

4. Electroweak Contributions

The leading contribution to a_μ from the Electroweak Lagrangian of the Standard Model, originates at the one-loop level. The relevant Feynman diagrams (in the unitary gauge) are shown in Fig. 4. The analytic evaluation of the overall contribution gives the result (see e.g. ref. [35]):

$$\begin{aligned} a_\mu^{\text{EW}(1)} &= \frac{G_F m_\mu^2}{\sqrt{2} 8\pi^2} \left\{ \underbrace{\frac{10}{3}}_W + \underbrace{\frac{1}{3}(1-4\sin^2\theta_W)^2 - \frac{5}{3}}_Z \right. \\ &\quad \left. + \mathcal{O}\left(\frac{m_\mu^2}{M_Z^2} \log \frac{M_Z^2}{m_\mu^2}\right) + \frac{m_\mu^2}{M_H^2} \int_0^1 dx \frac{2x^2(2-x)}{1-x + \frac{m_\mu^2}{M_H^2} x^2} \right\} \\ &= 194.8 \times 10^{-11}, \end{aligned} \quad (14)$$

where the weak mixing angle is defined by $\sin^2\theta_W = 1 - M_W^2/M_Z^2 \simeq 0.223$, and $G_F \simeq 1.166 \times 10^{-5}$ is the Fermi constant. Notice that the contribution from the Higgs boson, shown in parametric form in the second line, is of $\mathcal{O}\left(\frac{G_F m_\mu^2}{\sqrt{2} 4\pi^2} \frac{m_\mu^2}{M_H^2} \ln \frac{M_H^2}{m_\mu^2}\right)$, rather small for the present lower bound on M_H , but known analytically.

The *a priori* possibility that the two-loop electroweak corrections may bring in enhancement factors due to large logarithms, like

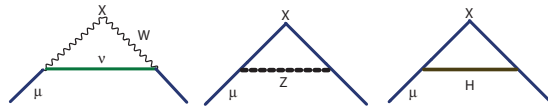


Fig.4 Weak interactions at the one-loop level

$\ln(M_Z^2/m_\mu^2) \simeq 13.5$, has motivated a thorough theoretical effort for their evaluation, which has been quite a remarkable achievement.

It is convenient to separate the two-loop electroweak contributions into two sets: those containing closed fermion loops and the bosonic corrections, which we denote by $a_\mu^{\text{EW}(2)}(\text{bos})$. The latter have been evaluated using asymptotic techniques in a systematic expansion in powers of $\sin^2\theta_W$, where $\log \frac{M_W^2}{m_\mu^2}$ terms, $\log \frac{M_H^2}{M_W^2}$ terms, $\frac{M_W^2}{M_H^2} \log \frac{M_H^2}{M_W^2}$ terms, $\frac{M_W^2}{M_H^2}$ terms, and constant terms are kept. Using $\sin^2\theta_W = 0.223$ and $50 \text{ GeV} \leq M_H \leq 700 \text{ GeV}$ results in [36, 37, 38]:

$$\begin{aligned} a_\mu^{\text{EW}(2)}(\text{bos}) &= \frac{G_F m_\mu^2}{\sqrt{2} 8\pi^2} \times \frac{\alpha}{\pi} (-82.2 \pm 5.9) \\ &= (-22.2 \pm 1.6) \times 10^{-11}. \end{aligned} \quad (15)$$

The discussion of the fermionic corrections is more delicate. Because of the $U(1)$ anomaly cancellation between lepton loops and quark loops in the electroweak theory, one cannot separate hadronic from leptonic effects any longer in diagrams like the ones shown in Fig. 5, where a VVA-triangle with two vector currents and an axial-vector current appears. It is therefore appropriate to separate the fermionic corrections into two subclasses. One is the class in Fig. 5, which we denote by $a_\mu^{\text{EW}(2)}(l, q)$. The other class is defined by the rest of the diagrams, where quark loops and lepton loops can be treated separately, which we call $a_\mu^{\text{EW}(2)}(\text{ferm-rest})$. This latter contribution has been estimated to a very good approximation in ref. [36] with the result,

$$a_\mu^{\text{EW}(2)}(\text{ferm-rest}) = \frac{G_F m_\mu^2}{\sqrt{2} 8\pi^2} \frac{\alpha}{\pi} \times (-21 \pm 4), \quad (16)$$

where the error here is the one induced by diagrams with Higgs propagators with an allowed

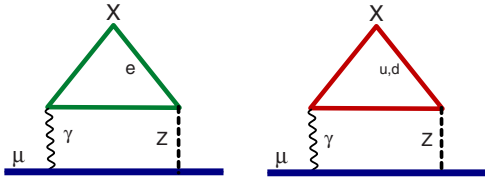


Fig.5 Two-loop electroweak diagrams generated by the $\gamma\gamma Z$ -Triangle. There are similar diagrams corresponding to the μ, c, s and τ, t, b generations.

Higgs mass in the range $114 \text{ GeV} < M_H < 250 \text{ GeV}$.

Concerning the contributions to $a_\mu^{EW(2)}(l, q)$, it is convenient to treat the three generations separately. The contribution from the third generation can be calculated in a straightforward way using effective field theory techniques [39], because all the fermion masses in the triangle loop are large with respect to the muon mass, with the result [39, 36]:

$$a_\mu^{EW(2)}(\tau, t, b) = \frac{G_F}{\sqrt{2}} \frac{m_\mu^2}{8\pi^2} \frac{\alpha}{\pi} \times (-30.6). \quad (17)$$

However, as first emphasized in ref. [39], an appropriate QCD calculation when the quark in the loop of Fig. 5 is a *light quark* should take into account the dominant effects of spontaneous chiral-symmetry breaking. Since this involves the u, d and s quarks, it is convenient to lump together the contributions from the first and second generations. An evaluation of these contributions, which incorporates the QCD long-distance chiral realization [39, 40] as well as perturbative [41] and non-perturbative [40, 41] short-distance constraints, gives the result

$$a_\mu^{EW(2)}(e, \mu, u, d, s, c) = \frac{G_F}{\sqrt{2}} \frac{m_\mu^2}{8\pi^2} \frac{\alpha}{\pi} \times (-24.6 \pm 1.8). \quad (18)$$

From the theoretical point of view, this calculation has revealed surprising properties concerning the *non-anomalous* component of the VVA-triangle [42], resulting in a new set of *non-renormalization theorems* in perturbation theory [42, 43].

Putting together the partial two-loop results discussed above, one finally obtains for the overall electroweak contribution the value

Table 2 Standard Model Contributions

CONTRIBUTION	RESULT IN 10^{-11} UNITS
QED (leptons)	$11\,6584\,718.09 \pm 0.14 \pm 0.04_\alpha$
HVP(lo)	$6\,908 \pm 39_{\text{exp}} \pm 19_{\text{rad}} \pm 7_{\text{pQCD}}$
HVP(ho)	$-97.9 \pm 0.9_{\text{exp}} \pm 0.3_{\text{rad}}$
HLxL	105 ± 26
EW	$152 \pm 2 \pm 1$
Total SM	$116\,591\,785 \pm 51$

$$a_\mu^{EW} = a_\mu^{EW(1)} + \frac{G_F}{\sqrt{2}} \frac{m_\mu^2}{8\pi^2} \left(\frac{\alpha}{\pi}\right) [-158.4(7.1)(1.8)] \\ = 152(2)(1) \times 10^{-11}, \quad (19)$$

where the first error is essentially due to the Higgs mass uncertainty, while the second comes from hadronic uncertainties in the VVA-loop evaluation. The overall result shows indeed that the two-loop correction represents a sizeable reduction of the one-loop result by an amount of 22%. An evaluation of the electroweak three-loop leading terms of $\mathcal{O}\left[\frac{G_F}{\sqrt{2}} \frac{m_\mu^2}{8\pi^2} \left(\frac{\alpha}{\pi}\right)^2 \ln \frac{M_Z}{m_\mu}\right]$, using renormalization group arguments [44, 41], shows that higher order effects are negligible [$\mathcal{O}(10^{-12})$] for the accuracy needed at present.

5. Summary

Table 2 collects the various Standard Model contributions to a_μ which we have discussed. Notice that the largest error at present is the one from the lowest order hadronic vacuum polarization contribution. Adding experimental and theoretical errors in quadrature gives a total

$$a_\mu^{\text{SM}} = (116\,591\,785 \pm 51) \times 10^{-11}, \quad (20)$$

with an overall error slightly smaller than the one in the experimental determination in Eq. (2). The comparison between these two numbers, shows an intriguing 3.6σ discrepancy.

REFERENCES

1. G.W. Bennett *et al* [Muon (g-2) Collaboration], Phys.Rev. **D73** 072003 (2006).
2. J.P. Miller, E. de Rafael and B.L. Roberts, Rep. Prog. Phys. **70** 795 (2007).

3. J. Schwinger, Phys. Rev. **76** 790 (1949).
4. A. Petermann, Phys. Rev. **105** 1931 (1957).
5. C.M. Sommerfield, Phys. Rev. **107** 328 (1957).
6. S. Laporta and E. Remiddi, Phys. Lett. **B379** 403 (1996).
7. T. Aoyama, M. Hayakawa, T. Kinoshita and M. Nio, Phys. Rev. Lett. **99** 110406 (2007).
8. G. Gabrielse, D. Hanneke, T. Kinoshita, M. Nio and B.C. Odom, Phys. Rev. Lett. **97** 013002 (2007) [Erratum-ibid. **99** 039902 (2007)].
9. S. Laporta, Nuovo Cim. **A106** 675 (1993).
10. S. Laporta and E. Remiddi, Phys. Lett. **B301** 440 (1993).
11. M. Passera, J.Phys.G. **31** R75 (2005).
12. T. Kinoshita and M. Nio, Phys. Rev. **D70** 113001 (2004).
13. T. Kinoshita and M. Nio, Phys. Rev. **D73** 053007 (2006).
14. S. Friot, D. Greynat and E. de Rafael, Phys. Lett. **B628** 73 (2005).
15. J.-Ph. Aguilar, D. Greynat and E. de Rafael, Phys. Rev. **D77** 093010 (2008).
16. B.E. Lautrup and E. de Rafael, Nucl. Phys. **B70** 317 (1974).
17. A.I. Kataev, Phys. Rev. **D74** 073011 (2006).
18. J.-Ph. Aguilar, PhD Thesis, (2008)
19. C. Bouchiat and L. Michel, J. Phys. Radium **22** 121 (1961).
20. M. Gourdin and E. de Rafael, Nucl. Phys. **B10** 667 (1969).
21. J.S. Bell and E. de Rafael, Nucl.Phys. **B11** 611 (1969).
22. Zhiqing Zhang, arXiv:0801.4905v1 [hep-ph].
23. J. Calmet, S. Narison, M. Perrottet and E. de Rafael, Phys. Lett. **B61** 283 (1975).
24. S. Brodsky and E. de Rafael, Phys. Rev. **168** 1620 (1968).
25. B.E. Lautrup and E. de Rafael, Phys. Rev. **174** 1835 (1968).
26. R. Barbieri and E. Remiddi, Nucl. Phys. **B90** 997 (1975).
27. M. Knecht, A. Nyffeler, M. Perrottet and E. de Rafael, Phys. Rev. Lett. **88** 071802 (2002).
28. M. Knecht and A. Nyffeler, Phys. Rev. **D65** 073034 (2002).
29. M. Ramsey-Musolf and M. B. Wise, Phys. Rev. Lett. **89** 041601 (2002).
30. M. Hayakawa and T. Kinoshita, Phys. Rev. **D66** 073034 (2002) (Erratum).
31. J. Bijnens, E. Pallante and J. Prades, Nucl. Phys. **B626** 410 (2002).
32. K. Melnikov and A. Vainshtein, Phys. Rev. **D70** 113006 (2004).
33. E. de Rafael, Phys.Lett. **B322** 239 (1994).
34. J. Prades, E. de Rafael and A. Vainshtein, *Glasgow White Paper* (2008).
35. W.A. Bardeen, R. Gastmans and B.E. Lautrup, Nucl. Phys. **B46** 315 (1972).
36. A. Czarnecki, A. Krause and W. Marciano, Phys. Rev. **D52** 2619 (1995); Phys. Rev. Lett., **76** 3267 (1996).
37. S. Heinemeyer, D. Stöckinger and G. Weiglein, Nucl. Phys. **B699** 103 (2004).
38. T. Gribouk and A. Czarnecki, Phys. Rev. **D72** 053016 (2005).
39. S. Peris, M. Perrottet and E. de Rafael, JHEP **05** 011 (1998).
40. M. Knecht, S. Peris, M. Perrottet and E. de Rafael, JHEP **0211** (2002) 003.
41. A. Czarnecki, W.J. Marciano and A. Vainshtein, Phys. Rev. **67** 073006 (2003).
42. A. Vainshtein, Phys. Lett. **B569** (2003) 187.
43. M. Knecht, S. Peris, M. Perrottet and E. de Rafael, JHEP **0403** 035 (2004).
44. G. Degradi and G.F. Giudice, Phys. Rev., **D58** 053007 (1998).