



HAL
open science

Monitoring and forecasting of great radiation hazards for spacecraft and aircrafts by online cosmic ray data

L. I. Dorman

► **To cite this version:**

L. I. Dorman. Monitoring and forecasting of great radiation hazards for spacecraft and aircrafts by online cosmic ray data. *Annales Geophysicae*, 2005, 23 (9), pp.3019-3026. hal-00317984

HAL Id: hal-00317984

<https://hal.science/hal-00317984>

Submitted on 18 Jun 2008

HAL is a multi-disciplinary open access archive for the deposit and dissemination of scientific research documents, whether they are published or not. The documents may come from teaching and research institutions in France or abroad, or from public or private research centers.

L'archive ouverte pluridisciplinaire **HAL**, est destinée au dépôt et à la diffusion de documents scientifiques de niveau recherche, publiés ou non, émanant des établissements d'enseignement et de recherche français ou étrangers, des laboratoires publics ou privés.

Monitoring and forecasting of great radiation hazards for spacecraft and aircrafts by online cosmic ray data

L. I. Dorman^{1,2}

¹Israel Cosmic Ray and Space Weather Center and Emilio Segre' Observatory, affiliated to Tel Aviv University, Technion and Israel Space Agency, Qazrin 12900, Israel

²Cosmic Ray Department of IZMIRAN, Russian Academy of Science, Troitsk 142092, Moscow Region, Russia

Received: 25 February 2005 – Revised: 24 May 2005 – Accepted: 27 May 2005 – Published: 22 November 2005

Part of Special Issue “1st European Space Weather Week (ESWW)”

Abstract. We show that an exact forecast of great radiation hazard in space, in the magnetosphere, in the atmosphere and on the ground can be made by using high-energy particles (few GeV/nucleon and higher) whose transportation from the Sun is characterized by a much bigger diffusion coefficient than for small and middle energy particles. Therefore, high energy particles come from the Sun much earlier (8–20 min after acceleration and escaping into solar wind) than the main part of smaller energy particles (more than 30–60 min later), causing radiation hazard for electronics and personal health, as well as spacecraft and aircrafts. We describe here principles of an automatic set of programs that begin with “FEP-Search”, used to determine the beginning of a large FEP event. After a positive signal from “FEP-Search”, the following programs start working: “FEP-Research/Spectrum”, and then “FEP-Research/Time of Ejection”, “FEP-Research /Source” and “FEP-Research/Diffusion”, which online determine properties of FEP generation and propagation. On the basis of the obtained information, the next set of programs immediately start to work: “FEP-Forecasting/Spacecrafts”, “FEP-Forecasting/Aircrafts”, “FEP-Forecasting/Ground”, which determine the expected differential and integral fluxes and total fluency for spacecraft on different orbits, aircrafts on different airlines, and on the ground, depending on altitude and cutoff rigidity. If the level of radiation hazard is expected to be dangerous for high level technology or/and personal health, the following programs will be used “FEP-Alert/Spacecrafts”, “FEP-Alert/ Aircrafts”, “FEP-Alert/Ground”.

Keywords. Interplanetary physics (Cosmic ray, Radiation hazard, Space weather forecasting)

1 Introduction

It is well known that Flare Energetic Particle (FEP) events in the beginning stage are very anisotropic, especially during great events as in February 1956, July 1959, August 1972, September–October 1989, July 2000, January 2005, and many others (e.g. Dorman, 1957, 1963a,b, 1978; Carmichael, 1962; Dorman and Miroshnichenko, 1968; Duggal, 1979; Shea and Smart, 1990; Dorman and Venkatesan, 1993; Stoker, 1994; Miroshnichenko, 2001; Bieber et al., 2002, 2004, 2005). On the basis of experimental data, determination of the properties of the FEP source and parameters of propagation, i.e. to solve the inverse problem, is very difficult, and requires data from many CR stations. By using the “FEP-Search” for each CR station the start of a FEP event can be automatically determined and then the program “FEP-Research/Spectrum” determines for different moments of time, the energy spectrum of FEP out of the atmosphere over the individual CR station. As a result, we may obtain the planetary distribution of FEP intensity over the atmosphere and then, by taking into account the influence of the geomagnetic field on particles trajectories – the FEP angle distribution out of the Earth's magnetosphere. In this way, by using on a the planetary network of CR stations with online registration on a real-time scale the continued online monitoring of great ground observed FEP events (see Dorman et al., 2004; Mavromichalaki et al., 2004). This information, as well as what is obtained for many historical ground level FEP events can take place (mentioned above), will be especially useful in the near future during the development of a method of great radiation hazard forecasting on the basis of ground CR observations using the planetary neutron monitor network. Unfortunately, this procedure cannot be realized now, but we hope it, can be applied in the near future, when on a real-time scale it will provide one-minute data for the main part of the worldwide CR stations' network.

In this paper we describe the first step, practically based on two well established facts: 1) the time of particle acceleration on the Sun and injection into solar wind is very short in comparison with the time of propagation, so the source function can be considered as a delta function from time; 2) the very anisotropic distribution of FEP with the development of the event over time became near isotropic after a few scattering of energetic particles (well-known examples of February 1956, September 1989 and many others). In the first step of forecasting of a great FEP we will use only one online detector on the ground for high energy particles and one online detector on the satellite for small energies. Therefore, we are based here on the simplest model of generation (delta function in time and in space) and on the simplest model of propagation (isotropic diffusion). In this case we have only a few parameters (time of FEP ejection, spectrum in source, and diffusion coefficient in dependence from energy and distance from the Sun) in determining all of the behavior of FEP event development in time. We obtained algorithms for determining all these parameters on the basis of CR observations on the neutron monitor (NM) and on the satellite. Using these parameters at each moment, FEP development and the expected variation of the FEP intensity in the NM counting rate and on the satellite was forecasted, and compared with observations. For the first 10–15 min after the beginning of FEP, we obtained no agreement between the forecasting and the observations. But because overtime we continued to determine parameters and forecast additional new experimental data, and because the FEP distribution became more and more isotropic, the forecasting with time became better and better, and after about 30–35 min the forecast practically coincided with observations, and resulted in good forecasting for more than 50 h (by using data for only half an hour). Of course, it would have been better to obtain a good forecast earlier, maybe by using only the first 10–15 min after the FEP start, but for this we needed to use a network of NM and a much more complicated model of propagation. Now we are working hard at this problem, on the one hand, through the development of the experiment (see Mavromichalaki et al., 2004) and on the other hand, to obtain algorithms for the inverse problem of FEP propagation described by anisotropic diffusion and by the kinetic equation (Dorman and Miroshnichenko, 1968; Dorman and Kats, 1977; Bieber et al., 2002, 2004, 2005; Dorman et al., 2003). It is a difficult problem, but we hope that it can be solved step-by-step in near future.

The first of the programs under “FEP-Research” is the program “FEP-Research/Spectrum”. We consider two variants: 1) geomagnetic quiet period (no change in cutoff rigidity), 2) disturbed period (characterized with possible changing in cutoff rigidity). We describe the method of determining the spectrum of FEP out of the atmosphere by using the so-called Dorman functions (the method was developed in Dorman, 1957, 1969; the last review in Dorman, 2004) in the quiet period (for this we need data for at least two components with different Dorman functions) and in the disturbed period (it needs data for at least three different components).

We show that after determining the FEP spectrum at different moments of time, the time of ejection, diffusion coefficient in the interplanetary space and energy spectrum in source of FEP. By using data for four different moments of time can be determined all three unknown parameters (time of ejection, diffusion coefficient in the interplanetary space and energy spectrum in source of FEP) can be determined. We describe in detail the algorithms of the programs “FEP-Research/Time of Ejection”, “FEP-Research /Source” and “FEP-Research/Diffusion”. We show how these programs worked on the example of the historical great FEP event in September 1989. On the basis of these programs the time of ejection, diffusion coefficient in the interplanetary space and energy spectrum in source of FEP can be determined online. To extend the obtained information to the region of very small energies, we use simultaneously with the NM data the available satellite one-minute data. We show how, on the basis of these results, forecasting of expected radiation hazard for computers, electronics, solar batteries, technology in space on different distances from the Sun and on different helio-latitudes can be achieved. We show that the same can be done for satellites on different orbits in the magnetosphere by taking into account the change in cutoff rigidities along the orbits (for personal health, solar batteries, computers, electronics, technology). Using the method of the Dorman functions for different altitudes in the atmosphere, we describe the principles of radiation hazard forecasting online for airplanes, depending on altitudes and the cut-off rigidities, and the value of shielding. On-line will be made Forecasting of radiation hazard on the ground for personal health and technology, depending on the cut-off rigidity and atmospheric pressure, will be made online. If for some cases the calculated radiation hazard is expected to be dangerous, special alerts will be sent online.

2 Data from the past and classification of space weather radiation hazard (NOAA classification and its modernization)

NOAA Space Weather Scale establishes 5 gradations of FEP events, what are called Solar Radiation Storms: from S5 (the highest level of radiation, corresponding to the flux of solar protons with energy >10 MeV about 10^5 protons $\text{cm}^{-2} \text{s}^{-1}$) up to S1 (the lowest level, the flux about 10 protons $\text{cm}^{-2} \text{s}^{-1}$ for protons with energy >10 MeV). According to Dorman (2004), in the first, for satellite damage and influence on personal health and technology, on communications by HF radio waves, is the total fluency of FEP during the event is more important than the protons flux, what is used now in NOAA Space Weather Scale; in the second, the level S5 is not maximal. As it was shown by McCracken et al. (2001), the dependence of event probability on fluency can be prolonged at least up to $F=2 \times 10^{10}$ protons cm^{-2} for protons with $E_k \geq 30$ MeV, what was observed in the FEP of September 1869, according to nitrate contents data in polar ice. This type of great dangerous event is very rare (about one in a few

hundred years). According to McCracken et al. (2001), it is not excluded that in principle very great FEP events can occur with a fluency even 10 times bigger (one in a few thousand years). So, we intend to correct the very important classification, developed by NOAA, in two directions: to use fluency F of FEP during the event instead of flux I , and to extend the levels of radiation hazard. The existing radiation level S3 in this case will correspond at $E_k \geq 30$ MeV to $F \approx 10^7$ protons cm^{-2} (about 1 event per year), S4 – to $F \approx 10^8$ protons cm^{-2} (1 event per 3–4 years), and S5 – to $F \approx 10^9$ protons cm^{-2} (1 event per 20–50 years). The supposed additional radiation level S6 at $E_k \geq 30$ MeV will correspond to $F \approx 10^{10}$ protons cm^{-2} (1 event in several hundred years), and S7 – to $F \approx 10^{11}$ protons cm^{-2} (1 event in several thousand years). Let us note that the Radiation Storms S5 – S7 are especially dangerous not only for electronics, navigation, and communication systems, for spacecraft, aircrafts and on the ground, but also for personal health (up to a lethal dose). The forecasting of these rare but very dangerous FEP events is especially important to avoid planetary catastrophic damage. Let us note that the above mentioned expected probabilities of dangerous FEP events are averaged over the solar cycle. In reality, these probabilities are much higher in periods of high solar activity than in periods of low solar activity (Dorman et al., 1993; Dorman and Pustil'nik, 1995, 1999).

3 The method of automatically searching for the start of a great FEP event

Let us consider the problem of automatically searching for the start of a great FEP event. The determination of increasing flux is made by comparison with intensity averaged from 120 to 61 min before the present Z -th one-minute data. For each Z minute data, start the program “FEP-Search-1 min” which, for both independent channels A and B, and for each Z -th minute, determines the values

$$D_{A1Z} = \left[\ln(I_{AZ}) - \sum_{k=Z-120}^{k=Z-60} \ln(I_{Ak})/60 \right] / \sigma_1, \quad (1)$$

$$D_{B1Z} = \left[\ln(I_{BZ}) - \sum_{k=Z-120}^{k=Z-60} \ln(I_{Bk})/60 \right] / \sigma_1, \quad (2)$$

where I_{Ak} and I_{Bk} are one-minute total intensities in the sections of neutron super-monitor A and B . If simultaneously

$$D_{A1Z} \geq 2.5, D_{B1Z} \geq 2.5, \quad (3)$$

the program “FEP-Search-1 min” repeats the calculation for the next $Z+1$ -th minute and if Eq. (3) is satisfied again, the onset of a great FEP is established and the program “FEP-Research/Spectrum” starts.

4 The probability of false alarms

Given the probability function $\Phi(2.5) = 0.9876$, the probability of an accidental increase with amplitude more than

2.5σ in one channel will be $(1 - \Phi(2.5))/2 = 0.0062 \text{ min}^{-1}$, which means one in 161.3 min (in one day we expect 8.93 accidental increases in one channel). The probability of accidental increases simultaneously in both channels will be $((1 - \Phi(2.5))/2)^2 = 3.845 \times 10^{-5} \text{ min}^{-1}$ which means one in 26007 min ≈ 18 days. The probability that the increases of 2.5σ will be accidental in both channels in two successive minutes is equal to $((1 - \Phi(2.5))/2)^4 = 1.478 \times 10^{-9} \text{ min}^{-1}$, which means one in $6.76 \times 10^8 \text{ min.} \approx 1286$ years. If this false alarm (one in about 1300 years) is sent, it is not dangerous, because the first alarm is preliminary and can be cancelled if in the third successive minute there is no increase in both channels larger than 2.5σ (it is not excluded that in the third minute there will also be an accidental increase, but the probability of this false alarm is negligible: $((1 - \Phi(2.5))/2)^6 = 5.685 \times 10^{-14} \text{ min}^{-1}$, which means one in 3.34×10^7 years). Let us note that the false alarm can also be sent in the case of a solar neutron event (which really is not dangerous for electronics in spacecraft or for astronauts' health), but this event usually is very short (only a few minutes) and this alarm will be automatically canceled in the successive minute after the end of a solar neutron event.

5 The probability of missed triggers

The probability of missed triggers depends very strongly on the amplitude of the increase. Let us suppose, for example, that we have a real increase of 7σ (that for ESO corresponds to an increase of about 9.8 %). The trigger will be missed in either of both channels and in either of both successive minutes if, as a result of statistical fluctuations, the increase in intensity is less than 2.5σ . For this the statistical fluctuation must be negative with an amplitude of more than 4.5σ . The probability of this negative fluctuation in one channel in one minute is equal to $(1 - \Phi(4.5))/2 = 3.39 \times 10^{-6} \text{ min}^{-1}$, and the probability of a missed trigger for two successive minutes of observation simultaneously in two channels is 4 times larger: 1.36×10^{-5} . It means that a missed trigger is expected only to be one per about 70 000 events.

6 Analytical approximation for coupling functions

Based on the latitude survey data of Alexanyan et al. (1985), Moraal et al. (1989), Clem and Dorman (2000), and Dorman et al. (2000), the polar normalized coupling functions connected the observed spectrum inside the atmosphere with the spectrum outside of the atmosphere (introduced in Dorman, 1957) for a total counting rate, and different multiplicities m can be approximated by the so-called Dorman function (Dorman, 1969):

$$W_{om}(R) = a_m k_m R^{-(k_m+1)} \exp(-a_m R^{-k_m}), \quad (4)$$

where $m = \text{tot}, 1, 2, 3, 4, 5, 6, 7, \geq 8$. Coupling functions for muon telescopes with different zenith angles θ can be approximated by the same type of functions determined only

by two parameters, $a_m(\theta)$ and $k_m(\theta)$. Let us note that the Dorman polar functions are normalized: $\int_0^\infty W_{om}(R) dR=1$ at any value of a_m and k_m . The Dorman function for a point with cutoff rigidity R_c , will be

$$W_m(R_c, R) = a_m k_m R^{-(k_m+1)} \left(1 - a_m R_c^{-k_m}\right)^{-1} \exp\left(-a_m R^{-k_m}\right),$$

if $R \geq R_c$, and $W_m(R_c, R) = 0$, if $R < R_c$ (5)

7 The first approximations of the FEP energy spectrum

In the first approximation the spectrum of the primary variation of the FEP event (out of the atmosphere) can be described by the function

$$\Delta D(R, t) / D_o(R) = b(t) R^{-\gamma(t)}, \quad (6)$$

where $\Delta D(R, t) = D(R, t) - D_o(R)$, $D_o(R)$ is the differential spectrum of galactic cosmic rays before the FEP event and $D(R, t)$ is the spectrum at a later time t . Approximation (6) can be used for describing a limited interval of energies in the sensitivity range detected by the various components.

8 Online determining of the FEP spectrum from data of a single observatory in the case of a magnetically quiet period

In this case the observed variation $\delta I_m(R_c, t) \equiv \Delta I_m(R_c, t) / I_{mo}(R_c)$ of some component m can be described in the first approximation according to Dorman (1957, 1975) by function $F_m(R_c, \gamma)$:

$$\delta I_m(R_c, t) = b(t) F_m(R_c, \gamma(t)), \quad (7)$$

where $m = \text{tot}, 1, 2, 3, 4, 5, 6, 7, \geq 8$ for neutron monitor data (but can also be denote the data obtained by muon telescopes at different zenith angles and data from satellites), and

$$F_m(R_c, \gamma) = a_m k_m \left(1 - \exp\left(-a_m R_c^{-k_m}\right)\right)^{-1} \int_{R_c}^{\infty} R^{-(k_m+1+\gamma)} \exp\left(-a_m R^{-k_m}\right) dR \quad (8)$$

is a known function. Let us compare data for two components, m and n . According to Eq. (7) we obtain

$$\delta I_m(R_c, t) / \delta I_n(R_c, t) = \Psi_{mn}(R_c, \gamma), \quad (9)$$

where

$$\Psi_{mn}(R_c, \gamma) = F_m(R_c, \gamma) / F_n(R_c, \gamma) \quad (10)$$

are calculated by using Eq. (8). Comparison of experimental results with function $\Psi_{mn}(R_c, \gamma)$, according to Eq. (9), gives the value of $\gamma(t)$, and then from Eq. (7) the value of the parameter $b(t)$.

9 Determining of the FEP spectrum for a magnetically disturbed period

For magnetically disturbed periods the observed CR variation instead of Eq. (6) will be described by

$$\delta I_k(R_c, t) = -\Delta R_c(t) W_k(R_c, R_c) + b(t) F_k(R_c, \gamma(t)), \quad (11)$$

where $\Delta R_c(t)$ is the change in cutoff rigidity due to the change of the Earth's magnetic field, and $W_k(R_c, R_c)$ is determined according to Eq. (5) at $R=R_c$:

$$W_m(R_c, R_c) = a_m k_m R_c^{-(k_m+1)} \left(1 - a_m R_c^{-k_m}\right)^{-1} \exp\left(-a_m R_c^{-k_m}\right). \quad (12)$$

Now we have unknown variables $\gamma(t)$, $b(t)$, $\Delta R_c(t)$, and for their determination we need data from at least 3 different components, $k=1, m, n$ in Eq. (11). In accordance with the spectrographic method (Dorman, 1975), let us introduce the function

$$\Psi_{lmn}(R_c, \gamma) = \frac{W_l(R_c, R_c) F_m(R_c, \gamma) - W_m(R_c, R_c) F_l(R_c, \gamma)}{W_m(R_c, R_c) F_n(R_c, \gamma) - W_n(R_c, R_c) F_m(R_c, \gamma)}. \quad (13)$$

Then from equation

$$\Psi_{lmn}(R_c, \gamma) = \frac{W_l(R_c, R_c) \delta I_m(R_c, t) - W_m(R_c, R_c) \delta I_l(R_c, t)}{W_m(R_c, R_c) \delta I_n(R_c, t) - W_n(R_c, R_c) \delta I_m(R_c, t)}. \quad (14)$$

the value of $\gamma(t)$ can be determined. Using the determined value of $\gamma(t)$, for each time t , we determine

$$\Delta R_c(t) = \frac{F_l(R_c, \gamma(t)) \delta I_m(R_c, t) - F_m(R_c, \gamma(t)) \delta I_l(R_c, t)}{F_m(R_c, \gamma(t)) \delta I_n(R_c, t) - F_n(R_c, \gamma(t)) \delta I_m(R_c, t)}, \quad (15)$$

$$b(t) = \frac{W_l(R_c, R_c) \delta I_m(R_c, t) - W_m(R_c, R_c) \delta I_l(R_c, t)}{W_l(R_c, R_c) F_m(R_c, \gamma(t)) - W_m(R_c, R_c) F_l(R_c, \gamma(t))}. \quad (16)$$

So, in magnetically disturbed periods, the observed FEP increase for different components also allows for the determination of parameters $\gamma(t)$ and $b(t)$, for the FEP spectrum beyond the Earth's magnetosphere, and $\Delta R_c(t)$, giving information on the magnetospheric ring currents.

10 Online simultaneously determination of time of ejection, diffusion coefficient and FEP spectrum in source

As we described in Sect. 1, we suppose that the time variation of FEP flux and energy spectrum can be described, in the first approximation, by the solution of isotropic diffusion from the pointing instantaneous source described by function $Q(R, r, t) = N_o(R) \delta(r) \delta(t)$. In this case the expected

FEP rigidity spectrum on the distance r from the Sun at the time t after ejection will be

$$N(R, r, t) = N_o(R) \times \left[2\pi^{1/2} (K(R) t)^{3/2} \right]^{-1} \times \exp\left(-\frac{r^2}{4K(R) t}\right), \quad (17)$$

where $N_o(R)$ is the rigidity spectrum of the total number of FEP in the source, t is the time relative to the time of ejection and $K(R)$ is the diffusion coefficient in the interplanetary space in the period of FEP event. Let us suppose that the time of ejection T_e , diffusion coefficient $K(R)$, and the source spectrum $N_o(R)$ are unknown. In this case for determining online simultaneously the time of ejection T_e , diffusion coefficient $K(R)$ and FEP spectrum in source $N_o(R)$, we need information on the observed FEP spectrum at least in three moments of time, T_1 , T_2 and T_3 (all times T are in UT scale). In this case we will have for the times after FEP ejection from the Sun into solar wind:

$$t_1 = T_1 - T_e = x, \quad t_2 = T_2 - T_1 + x, \quad t_3 = T_3 - T_1 + x, \quad (18)$$

where $T_2 - T_1$ and $T_3 - T_1$ are known values and x is an unknown value which we need to determine first. From the three equations of type Eq. (17), but for times t_1 , t_2 and t_3 , we obtain

$$\frac{T_2 - T_1}{x(T_2 - T_1 + x)} = -\frac{4K(R)}{r_1^2} \times \ln \left\{ \frac{b(T_1)}{b(T_2)} \left(x / (T_2 - T_1 + x) \right)^{3/2} R^{-[\gamma(T_1) - \gamma(T_2)]} \right\}, \quad (19)$$

$$\frac{T_3 - T_1}{x(T_3 - T_1 + x)} = -\frac{4K(R)}{r_1^2} \times \ln \left\{ \frac{b(T_1)}{b(T_3)} \left(x / (T_3 - T_1 + x) \right)^{3/2} R^{-[\gamma(T_1) - \gamma(T_3)]} \right\}. \quad (20)$$

After dividing Eq. (19) by Eq. (20), we obtain

$$x = [(T_2 - T_1) \Psi - (T_3 - T_1)] / (1 - \Psi), \quad (21)$$

where

$$\Psi = \frac{T_3 - T_1}{T_2 - T_1} \times \frac{\ln \left\{ \frac{b(T_1)}{b(T_2)} \left(x / (T_2 - T_1 + x) \right)^{3/2} R^{\gamma(T_2) - \gamma(T_1)} \right\}}{\ln \left\{ \frac{b(T_1)}{b(T_3)} \left(x / (T_3 - T_1 + x) \right)^{3/2} R^{\gamma(T_3) - \gamma(T_1)} \right\}}. \quad (22)$$

Equation (21) can be solved by the iteration method: as the first approximation, we can use $x_1 = T_1 - T_e \approx 500$ s which is a minimum time of relativistic particle propagation from the Sun to the Earth's orbit. Then by Eq. (22), we determine $\Psi(x_1)$ and by Eq. (21) determine the second approximation x_2 , and so on. After solving Eq. (21) and determining the

time of ejection, we compute very easily the diffusion coefficient from Eq. (19) or Eq. (20):

$$-K(R) = \frac{r_1^2 (T_2 - T_1) / 4x (T_2 - T_1 + x)}{\ln \left\{ \frac{b(T_1)}{b(T_2)} \left(x / (T_2 - T_1 + x) \right)^{3/2} R^{\gamma(T_2) - \gamma(T_1)} \right\}} = \frac{r_1^2 (T_3 - T_1) / 4x (T_3 - T_1 + x)}{\ln \left\{ \frac{b(T_1)}{b(T_3)} \left(x / (T_3 - T_1 + x) \right)^{3/2} R^{\gamma(T_3) - \gamma(T_1)} \right\}}. \quad (23)$$

After determining the time of ejection and diffusion coefficient, it is very easy to determine the FEP spectrum in source:

$$N_o(R) = 2\pi^{1/2} b(t_1) R^{-\gamma(t_1)} D_o(R) \times (K(R) t_1)^{3/2} \exp\left(r_1^2 / (4K(R) t_1)\right) = 2\pi^{1/2} b(t_2) R^{-\gamma(t_2)} D_o(R) \times (K(R) t_2)^{3/2} \exp\left(r_1^2 / (4K(R) t_2)\right) = 2\pi^{1/2} b(t_3) R^{-\gamma(t_3)} D_o(R) \times (K(R) t_3)^{3/2} \exp\left(r_1^2 / (4K(R) t_3)\right). \quad (24)$$

11 The model testing by controlling the diffusion coefficient

In order to check above model of FEP propagation in the interplanetary space, we determine the first values of $K(R)$. These calculations we remade according to the procedure described above with the assumption that $K(R)$ does not depend on the distance to the Sun. The results are shown in Fig. 1. It can be seen that in the beginning of the event, the obtained results are not stable due to relatively big statistical errors. A few minutes after the FEP beginning, the amplitude of the CR intensity increase became many times larger than σ , and we see a systematical increase in the diffusion coefficient with time: in reality, it reflects the increasing of $K(R)$ with the distance to the Sun.

12 The inverse problem for the case when the diffusion coefficient depends on the distance to the Sun

Let us suppose, according to Parker (1963), that the diffusion coefficient $K(R, r) = K_1(R) \times (r/r_1)^\beta$. In this case

$$n(R, r, t) = \frac{N_o(R) \times r_1^{3\beta/(2-\beta)} (K_1(R) t)^{-3/(2-\beta)}}{(2-\beta)^{(4+\beta)/(2-\beta)} \Gamma(3/(2-\beta))} \times \exp\left(-\frac{r_1^\beta r^{2-\beta}}{(2-\beta)^2 K_1(R) t}\right). \quad (25)$$

If we know n_1, n_2, n_3 at moments of time t_1, t_2, t_3 , the final solutions for $\beta, K_1(R)$, and $N_o(R)$ will be

$$\beta = 2 - 3 \left[\ln(t_2/t_1) - \frac{t_3(t_2 - t_1)}{t_2(t_3 - t_1)} \ln(t_3/t_1) \right]$$

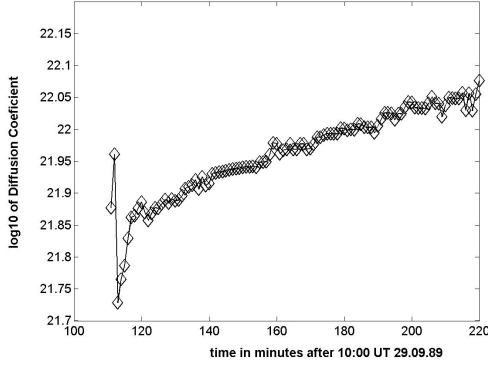


Fig. 1. The behavior of $K(R)$ for $R \sim 10$ GV with time.

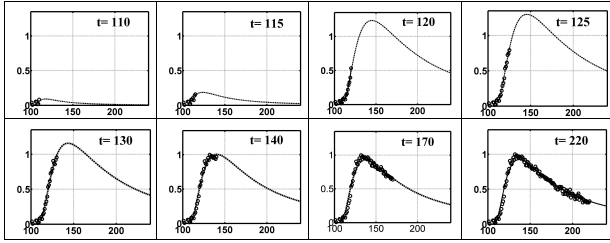


Fig. 2. Calculation on line parameters β , $K_1(R)$, and $N_o(R)$ and forecasting of total neutron intensity (time t is in minutes after 10:00 UT on 29 September 1989; curves – forecasting, circles – observed total neutron intensity).

$$\times \left[\ln(n_1/n_2) - \frac{t_3(t_2 - t_1)}{t_2(t_3 - t_1)} \ln(n_1/n_3) \right]^{-1}, \quad (26)$$

$$K_1(R) = \frac{r_1^2 (t_1^{-1} - t_2^{-1})}{3(2 - \beta) \ln(t_2/t_1) - (2 - \beta)^2 \ln(n_1/n_2)}$$

$$= \frac{r_1^2 (t_1^{-1} - t_3^{-1})}{3(2 - \beta) \ln(t_3/t_1) - (2 - \beta)^2 \ln(n_1/n_3)}, \quad (27)$$

$$N_o(R) = n_1 (2 - \beta)^{(4 + \beta)/(2 - \beta)} \Gamma(3/(2 - \beta)) r_1^{-3\beta/(2 - \beta)}$$

$$(K_1(R) t_k)^{3/(2 - \beta)} \times \exp\left(\frac{r_1^2}{(2 - \beta)^2 K_1(R) t_k}\right). \quad (28)$$

In the last Eq. (28) index $k=1, 2$ or 3 .

13 Simulation of FEP forecasting by using only neutron monitor data

By using the first few minutes of the FEP event NM data we can determine by Eqs. (26)–(28) the effective parameters β , $K_1(R)$, and $N_o(R)$, corresponding to a rigidity of about 7–10 GV, and then by Eq. (25) we determine the forecasting curve of the expected FEP flux behavior for total neutron intensity. We compare this curve with the time variation of the

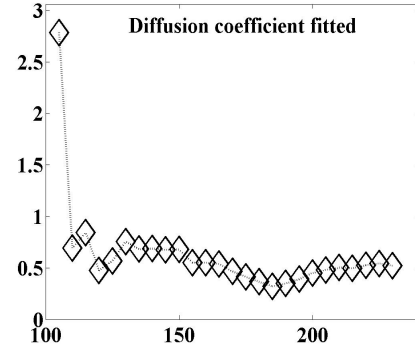


Fig. 3. Diffusion coefficient $K_1(R)$ near the Earth's orbit (in units $10^{23} \text{ cm}^2/\text{s}^{-1}$) depending of time (in minutes after 10:00:UT on 29 September 1989).

observed total neutron intensity. In reality, we use data for more than three moments of time by fitting the obtained results in comparison with experimental data to reach the minimal residual (see Fig. 2, which contains 8 figures for time moments $t=110$ min up to $t=220$ min after 10.00 UT on 29 September 1989). From Fig. 2 it can be seen that using only the first few minutes of NM data ($t=110$ min) is not enough: the obtained curve forecasts are too low in intensity. For $t=115$ min the forecast shows a little bigger intensity, but also not enough. Only for $t=120$ min (15 min after beginning) and later, up to $t=140$ min (35 min after beginning) can we obtain a stable forecast with good agreement with the observed CR intensity (with accuracy about $\pm 10\%$). In Fig. 3 values of parameter $K_1(R)$ are shown.

From Fig. 3 it can be seen that at the very beginning of the event (the first point), the result is unstable: in this period the amplitude of increase is relatively small, so that the relative accuracy is too low. Let us note that for the very beginning part of the event, the diffusion model can be hardly applied (more natural is the application of the kinetic model of FEP propagation). After the first point we have a stable result with an accuracy $\pm 20\%$, which is about the same we obtained for parameter β (the first point is unusually big, but after the computation β became stable with an average value $\beta \sim 0.6$). Therefore, we came to the conclusion that the model, described by Eqs. (25)–(28), reflects well the FEP propagation in the interplanetary space.

14 Simulation of FEP forecasting by online using both neutron monitor and satellite data

All the described above results, based on NM online data, reflect the situation in FEP behavior in the high energy (more than few GeV) region. For extrapolation of these results to the low energy interval (dangerous for space-probes and satellites), we use satellite online data available through the Internet. The problem is how to extrapolate the FEP energy spectrum from high NM energies to very low energies detected in the GOES satellite. The main idea of this

extrapolation is as follows: the source function, time of ejection and diffusion coefficient in both energy ranges are the same. The source function relative to time and space is the δ -function, and relative to energy is the power function, with an energy-dependent index γ ($\gamma = \gamma_0 + \ln(E_k/E_{k0})$) with maximum at $E_{k \max} = E_{k0} \exp(-\gamma_0)$:

$$N_o(R, T) = \delta(T - T_e) \times R^{-(\gamma_0 + \ln(E_k/E_{k0}))}. \quad (29)$$

In Fig. 4 the results are shown based on the NM and satellite data of forecasting of the expected FEP fluxes also in small energy intervals and the comparison with observation satellite data.

From Fig. 4 it can be seen that by using online data from ground NM in the high energy range and from satellites in the low energy range during the first 30–40 min after the start of the FEP event, it is possible to predict the expected FEP integral fluxes for different energies up to a few days ahead.

15 Forecasting of expected total FEP fluency

In Fig. 5 we show the results of calculations for the expected total (event-integrated) FEP fluency for $E_k \geq E_o = 0.1 \text{ GeV}$; the stable predictions are reached at about 40–50 min after the start.

16 Alerts in cases where the fluxes and fluency are expected to be dangerous

If the predicted fluxes and fluency are expected to be dangerous, preliminary “FEP-Alert-1/Space”, “FEP-Alert-1/Magnetosphere”, “FEP-Alert-1/Atmosphere” will be sent in the few minutes after the beginning of the event. As more data become available, better predictions of the expected fluxes will be made and more definitive Alert-2, Alert-3 and so on will automatically be issued. Alerts will give information on the expected time and level of dangerous situation for different objects in space, in the magnetosphere, in the atmosphere, on different altitudes and at different cut-off rigidities.

17 Conclusion

We show that by using online data from ground NM in the high energy range and from satellites in the low energy range during the first 30–40 min after the start of the FEP event, it is possible to predict the expected FEP integral fluxes for different energies up to a few days ahead. The total (event-integrated) fluency of the event, and the expected radiation hazards can also be estimated for 30–40 min and the corresponding Alerts to experts operat different objects in space, in the magnetosphere, and in the atmosphere on different altitudes and at different cutoff rigidities, can be sent automatically, and they must decide what to do operationally (for example, for space-probes in space and satellites in the magnetosphere whether to switch-off the electric power for a few

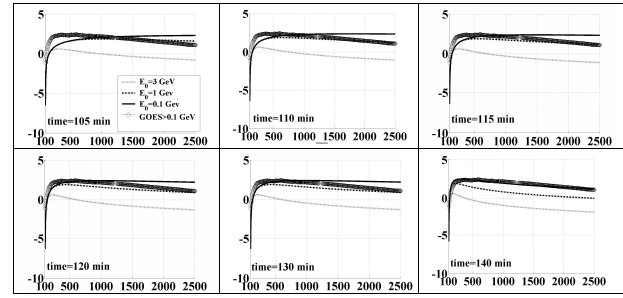


Fig. 4. Predicted FEP integral fluxes for $E_k \geq E_o = 0.1 \text{ GeV}$, $E_k \geq E_o = 1 \text{ GeV}$, $E_k \geq E_o = 3 \text{ GeV}$. The forecasted integral flux for $E_k \geq E_o = 0.1 \text{ GeV}$ we compare with observed fluxes for $E_k \geq 100 \text{ MeV}$ on the GOES satellite. The ordinate is \log_{10} of the FEP integral flux (in $\text{cm}^{-2} \text{s}^{-1} \text{sr}^{-1}$), and the abscissa is time in minutes from 10:00 UT on 29 September 1989.

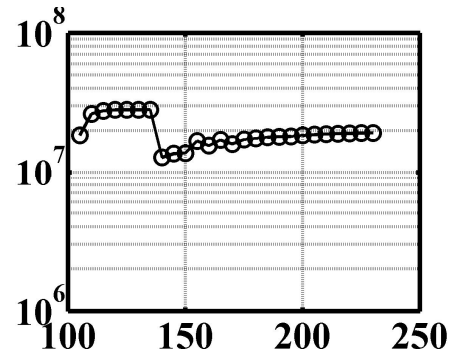


Fig. 5. Predictions of the expected total (event-integrated) FEP fluency for $E_k \geq E_o = 0.1 \text{ GeV}$. The ordinate axis is the total FEP fluency (in $\text{cm}^{-2} \text{sr}^{-1}$), and the abscissa is time when the prediction was made, in minutes from 10:00 UT on 29 September 1989.

hours to save the memory of the computers and high level electronics; for jets to decrease their altitudes from 10 km to 4–5 km, to protect crew and passengers from great radiation hazard, and so on).

Acknowledgements. Our great thanks to Y. Ne’eman and A. Sternlieb for constant interest and support of the work of Israel Cosmic Ray and Space Weather Center and Emilio Segre’ Observatory, and J. Allen, A. V. Belov, E. A. Eroshenko, N. Iucci, J. Liliensten, K. G. McCracken, M. Murat, M. Parisi, L. Pustil’nik, M. A. Shea, D. F. Smart, M. Storini, G. Villaresi, V. G. Yanke, and I. G. Zukerman for collaboration and interesting discussions. Many thanks to both referees for fruitful comments. The work of neutron monitor in Emilio Segre’ Observatory is supported by the Collaboration of Tel Aviv University, UNIRoma-Tre, and IFSI-CNR. This research is in the frame and partly supported by the Action COST-724.

Topical Editor T. Pulkkinen thanks two referees for their help in evaluating this paper.

References

- Alexanyan T. M., Dorman, L. I., Yanke, V. G., and Korotkov, V. K.: Coupling functions for lead and lead-free neutron monitors from the latitudinal measurements performed in 1982 in the research station Academician Kurchatov, Proc. 19-th Intern. Cosmic Ray Conf., La Jolla, 5, 300–303, 1985.
- Bieber J. W., Dröge, W., Evenson, P. A., Pyle, R., Ruffolo, D., Pinsook, U., Tooprakai, P., Rujiwarodom, M., Khumlumlert, T., and Krucker, S.: Energetic particle observations during the 14 July 2004 solar event, *Astrophys. J.*, 567, 622–624, 2002.
- Bieber J. W., Evenson, P., Dröge, W., Pyle, R., Ruffolo, D., Rujiwarodom, M., Tooprakai, P., and Khumlumlert, T.: Spaceship Earth observations of the Easter 2001 solar particle event, *Astrophys. J. Lett.*, 601, L103–L106, 2004.
- Bieber J. W., Clem, J., Evenson, P., Pyle, R., Ruffolo, D., and Sáiz, A.: Relativistic solar neutrons and protons on 28 October 2003, *Geophys. Res. Letters*, 32, L03S02, doi:10.1029/2004GL021492, 2005.
- Carmichael, H.: High-energy solar-particle events, *Space Sci. Rev.*, 1, 28–61, 1962.
- Clem, J. M. and Dorman, L. I.: Neutron monitor response functions, *Space Science Rev.*, 93, 335–360, 2000.
- Dorman, L. I.: Cosmic Ray Variations, *Gostekhizdat, Moscow* (in Russian), (in English: published in USA, Ohio AF Base), 1957.
- Dorman, L. I.: Cosmic Ray Variations and Space Explorations. NAUKA, Moscow, 1963a.
- Dorman, L. I.: Geophysical and Astrophysical Aspects of Cosmic Rays. North-Holland Publ. Co., Amsterdam (In series Progress in Physics of Cosmic Ray and Elementary Particles, (Eds.) Wilson, J. G. and Wouthuysen, S. A., Vol. 7), 1963b.
- Dorman, L. I.: Geophysical effects and properties of the various components of the cosmic radiation in the atmosphere. Proc. 11-th Intern. Cosmic Ray Conf., Budapest, Volume of Invited Papers and Rapporteur Talks, 381–444, 1969.
- Dorman, L. I.: Galactic Cosmic Ray Variations, Moscow State University Press, Moscow, 1975.
- Dorman, L. I.: Cosmic Rays of Solar Origin., VINITI, Moscow, 1978.
- Dorman, L. I.: Cosmic Rays in the Earth's Atmosphere and Underground, Kluwer Academic Publishers, Dordrecht/Boston/London, 2004.
- Dorman, I. V., Dorman, L. I., and Venkatesan, D.: Solar cosmic ray event frequency distribution in dependence of fluency and of solar activity level, Proc. 23-th Intern. Cosmic Ray Conf., Calgary, 4, 79–82, 1993.
- Dorman, L. I. and Kats, M. E.: Cosmic ray kinetics in space, *Space Science Review*, 20, 529–575, 1977.
- Dorman L.I. and L.I. Miroshnichenko, *Solar Cosmic Rays*, Moscow, Fizmatgiz, 1968. In English: published in USA, NASA and NSF, 1976.
- Dorman, L. I. and Pustil'nik, L. A.: Solar cosmic ray events: statistical characteristics for the diagnostic of acceleration, escaping, and propagation processes, Proc. 24-th Intern. Cosmic Ray Conf., Rome, 4, 86–89, 1995.
- Dorman, L. I. and Pustil'nik, L. A.: Statistical characteristics of FEP events and their connection with acceleration, escaping and propagation mechanisms, Proc. 26-th Intern. Cosmic Ray Conference, Salt Lake City, 6, 407–410, 1999.
- Dorman L. I., Pustil'nik, L. A., Sternlieb, A., Zukerman, I. G., Belov, A., Eroshenko, E., Yanke, V., Mavromichalaki, H., Sarlanis, C., Souvatzoglou, G., Iucci, N., Villaresi, G., Fedorov, Y., Shakhov, B. A., and Murat, M.: Monitoring and forecasting of great solar proton events using the Neutron Monitor Network in real time, *IEEE for Plasma Science*, 32, 4, 1, 2004.
- Dorman L. I., Shakhov, B. A., and Stehlik, M.: The second order pitch-angle approximation for the cosmic ray Fokker-Planck kinetic equations, Proc. 28-th Intern. Cosmic Ray Conf., Tsukuba, Japan, 6, 3535–3538, 2003.
- Dorman, L. I. and Venkatesan, D.: Solar cosmic rays, *Space Sci. Rev.*, 64, 183–362, 1993.
- Dorman L. I., Villaresi, G., Iucci, N., Parisi, M., Tyasto, M. I., Danilova, O. A., and Ptitsyna, N. G.: Cosmic ray survey to Antarctica and coupling functions for neutron component near solar minimum (1996–1997), 3. Geomagnetic effects and coupling functions, *J. Geophys. Res.*, 105(A9), 21 047–21 058, 2000.
- Duggal, S. P.: Relativistic solar cosmic rays, *Rev. Geophys. Space Phys.*, 17, 1021–1058, 1979.
- Mavromichalaki, H., Yanke, V., Dorman, L., Iucci, N., Chillingarian, A., and Kryakunova, O.: Neutron Monitor Network in Real Time and Space Weather, in: Effects of Space Weather on Technology Infrastructure, NATO Science Series monograph, 176, 301–317, 2004.
- McCracken, K. G., Smart, D. F., Shea, M. A., and Dreschhoff, G. A. M.: 400 years of large fluence solar proton events, Proc. 27th Intern. Cosmic Ray Conf., Hamburg, 8, 3209–3212, 2001.
- Miroshnichenko, L. I.: *Solar Cosmic Rays*, Kluwer Academic Publishers, Dordrecht/Boston/London, 2001.
- Moraal, H., Potgieter, M. S., Stoker, P. H., and Van der Walt, A. J.: Neutron monitor latitude survey of cosmic ray intensity during the 1986/1987 solar minimum, *J. Geophys. Res.*, 94(A2), 1459–1464, 1989.
- Parker, E. N.: *Interplanetary Dynamical Processes*, New York, Interscience. Publ., 1963.
- Shea, M. A. and Smart, D. F.: A summary of major solar proton events, *Solar Physics*, 127, 297–320, 1990.
- Stoker, P. H.: Relativistic Solar Proton Events, *Space Sci. Rev.*, 73, 327–385, 1994.