



HAL
open science

Parameterization of a surface drag coefficient in conventionally neutral planetary boundary layer

I. N. Esau

► **To cite this version:**

I. N. Esau. Parameterization of a surface drag coefficient in conventionally neutral planetary boundary layer. *Annales Geophysicae*, 2004, 22 (10), pp.3353-3362. hal-00317666

HAL Id: hal-00317666

<https://hal.science/hal-00317666>

Submitted on 18 Jun 2008

HAL is a multi-disciplinary open access archive for the deposit and dissemination of scientific research documents, whether they are published or not. The documents may come from teaching and research institutions in France or abroad, or from public or private research centers.

L'archive ouverte pluridisciplinaire **HAL**, est destinée au dépôt et à la diffusion de documents scientifiques de niveau recherche, publiés ou non, émanant des établissements d'enseignement et de recherche français ou étrangers, des laboratoires publics ou privés.

Parameterization of a surface drag coefficient in conventionally neutral planetary boundary layer

I. N. Esau

Nansen Environmental and Remote Sensing Center, Thormohlensgt. 47, 5006, Bergen, Norway

Received: 13 November 2003 – Revised: 23 June 2004 – Accepted: 2 July 2004 – Published: 3 November 2004

Abstract. Modern large-scale models (LSMs) rely on surface drag coefficients to parameterize turbulent exchange between surface and the first computational level in the atmosphere. A classical parameterization in an Ekman boundary layer is rather simple. It is based on a robust concept of a layer of constant fluxes. In such a layer (log-layer), the mean velocity profile is logarithmic. It results in an universal dependence of the surface drag coefficient on a single internal non-dimensional parameter, namely the ratio of a height within this layer to a surface roughness length scale. A realistic near-neutral planetary boundary layer (PBL) is usually much more shallow than the idealized Ekman layer. The reason is that the PBL is developing against a stably stratified free atmosphere. The ambient atmospheric stratification reduces the PBL depth and simultaneously the depth of the log-layer. Therefore, the first computational level in the LSMs may be placed above the log-layer. In such a case, the classical parameterization is unjustified and inaccurate.

The paper proposes several ways to improve the classical parameterization of the surface drag coefficient for momentum. The discussion is focused on a conventionally neutral PBL, i.e. on the neutrally stratified PBL under the stably stratified free atmosphere. The analysis is based on large eddy simulation (LES) data. This data reveals that discrepancy between drag coefficients predicted by the classical parameterization and the actual drag coefficients can be very large in the shallow PBL. The improved parameterizations provide a more accurate prediction. The inaccuracy is reduced to one-tenth of the actual values of the coefficients.

Key words. Meteorology and atmospheric dynamics (General circulation; Turbulence; Instruments and techniques)

1 Introduction

Despite of the complexity of the Earth's surface, widely used parameterizations of the turbulent exchange in the sur-

face layer generally remain rather simple. The most of the large-scale models (LSMs) participating in the atmospheric model intercomparison program (AMIP) rely on the Monin-Obukhov similarity theory (Monin and Obukhov, 1954) in their calculations for a surface drag coefficient, C_D ,

$$\tau = C_D \mathbf{u} \mathbf{u}, \quad (1)$$

where τ is a turbulent vertical momentum flux, and \mathbf{u} is flow velocity at the first model level.

This approach has been developed from studies of von Karman (1975) and Prandtl (1932). Within a surface layer, i.e. a layer of constant turbulent fluxes, in terms of the first-order turbulence closure (Holt and Raman, 1988) one can write

$$\frac{d\tau}{dz} = \frac{d}{dz} K_m \frac{d|\mathbf{u}|}{dz} = 0 \quad \text{or} \quad \frac{d|\mathbf{u}|}{dz} = \frac{\text{const}}{K_m}. \quad (2)$$

The constant in Eq. (2) is simply a turbulent flux at the surface, $\tau(z=0) = u_*^2$, where u_* is so-called friction velocity and $|\mathbf{u}|$ is the wind speed. Dimensional analysis suggests that $K_m = l \cdot u_s$ is a combination of length, l , and velocity, u_s scales. von Karman proposed $l = \kappa z$ and $u_s = u_*$ on the basis of laboratory experiments with a well-established layer of constant turbulent fluxes. Here, z is the height above the surface. The constant $\kappa = 0.41$ is known as the von Karman constant.

Integration of Eq. (2) gives an expression for the logarithmic velocity profile in the surface layer

$$|\mathbf{u}(z)| = \frac{u_*}{\kappa} \ln \frac{z}{z_0}, \quad (3)$$

where z_0 is surface roughness. The log-law is an essential part of C_D -parameterizations. Since the atmospheric PBL is always stratified, Monin and Obukhov suggested a universal stability correction of Eq. (3) in the following form

$$|\mathbf{u}(z)| = \frac{u_*}{\kappa} \left(\ln \frac{z}{z_0} - \Psi(z/L) \right), \quad (4)$$

where $L = -u_*^3 / F_{bs}$ is the Monin-Obukhov length scale and F_{bs} is a buoyancy flux at the surface. $\Psi(z/L)$ is an empirical function, which is not defined in the theory. Empirical

essence of $\Psi(z/L)$ has resulted in a great variety of possible forms of $\Psi(z/L)$ (Abdella and McFarlane, 1996). However, historically first expressions proposed by Businger et al. (1971), Dyer (1974) and Webb (1970) still remain the most popular. The Monin-Obukhov similarity theory can be developed to the C_D -parameterization in two ways. The first way follows from the straightforward application of Eq. (4) as

$$C_D(z) = \frac{\tau(z=0)}{|\mathbf{u}(z)|^2} = \left(\frac{\kappa}{\ln(z/z_0) - \Psi(z/L)} \right)^2 = \left(C_{Dn}^{-1/2} - \kappa^{-1} \Psi(z/L) \right)^{-2}. \quad (5)$$

The second way is to redefine $\Psi(z/L)$ as $F_M^{-2} = (1 - \Psi(z/L) / \ln(z/z_0))$, where F_M could be seen as a new empirical function. Louis (1979), Abdella and McFarlane (1996) and many others considered F_M as a function of the Richardson number, Ri . It gives

$$C_D(z) = \frac{\tau(z=0)}{|\mathbf{u}(z)|^2} = \left(\frac{\kappa}{\ln(z/z_0)} \right)^2 F_M(Ri) = C_{Dn} F_M(Ri). \quad (6)$$

Here, the classical expression for a drag coefficient for momentum in the Ekman boundary layer reads

$$C_{Dn} = \left(\frac{\kappa}{\ln(z/z_0)} \right)^2. \quad (7)$$

Lange et al. (2004) demonstrated a systematic discrepancy between C_D predicted by Eq. (5) and measured in the PBL over the Danish Baltic Sea during the Rodsand measurement program. The discrepancy remains significant even in the near-neutral PBL at large L or small Ri . The discrepancy was found for a wide range of wind speed and at different distances from the sea shore. This work will show that it is necessary to account for an effect of stability of the atmosphere above the PBL. This effect has been overlooked in the above equations. Therefore, it is still absent in the large-scale models. Already Csanady (1974) concluded from his theoretical considerations that the effect should be significant in shallow PBLs. However, he obtained only asymptotic solutions. He only mentioned that in the absence of experimental evidence it is difficult to speculate on the intermediate variations of C_D . This work and Lange et al. (2004) provide such evidences.

The stratification of the atmosphere above the PBL does not depend on the stability of the PBL. Therefore, it is reasonable to account for this effect not through $F_M(Ri)$ or $\Psi(z/L)$ but through C_{Dn} , as it has been done by Csanady. Such an approach will considerably alleviate the following verification.

Until very recently, the near-neutral atmospheric PBL has been considered as a truly neutral or Ekman boundary layer (Zilitinkevich and Esau, 2002). The truly neutral boundary layer was seen to be similar to the Ekman layer in laboratory experiments and numerical simulations (Hess and Garratt, 2002). The only non-dimensional governing parameter in the Ekman layer is the Rossby number, $Ro = U_g / (f z_0)$,

where U_g is a geostrophic wind speed and f is the Coriolis parameter. Using scaling analysis and the von Karman scaling, Rossby and Montgomery (1935) proposed an expression for the Ekman layer depth

$$H = C_h \frac{u_*}{|f|}, \quad (8)$$

where C_h is a constant. The friction velocity, u_* , can be found from the following non-linear equation (Zilitinkevich, 1989)

$$Ro = \text{sign}(f) \exp(-\ln C_g + \kappa / C_g + A), \quad (9)$$

where $C_g = u_* / U_g$ is a geostrophic drag coefficient and A is a constant. DNS (Coleman, 1999) and LES (Mason and Thompson, 1987) gives an estimation $C_h \in [0.5; 0.7]$. These values of C_h result in unrealistically large values of H , which has been never observed in the atmosphere. Atmospheric measurements provide $C_h \in [0.05; 0.3]$ (Tjernström and Smedman, 1993).

A vertical resolution of modern LSMs still remains rather coarse. The first computational level, z_1^{LSM} , in fine resolution LSMs is at about 20 m above the surface. Coarse resolution LSMs have z_1^{LSM} at more than 100 m above the surface. It would not cause any problem in the Ekman layer since $z_1^{\text{LSM}} < h_s < 0.1H$, where H is taken from Eq. (8) with $C_h = 0.65$. In this case, z_1^{LSM} would always be placed well within the log-layer of the depth h_s . However, both coarse and fine resolution LSMs would have problems in the atmospheric conventionally neutral PBLs. The conventionally neutral PBL is a PBL developing against a stably stratified free atmosphere. Such PBLs are usually shallow, so the level z_1^{LSM} is often placed above the log-layer or even above the entire PBL.

This study addresses the problem of shallow logarithmic layers in the parameterization of the surface drag coefficients. It is worth noting that several attempts have been made to incorporate the stability effects of the free atmosphere into the C_D -parameterization. For instance, Fairall et al. (1996), following Schumann (1988), proposed to use an effective wind, $S = (|\mathbf{u}|^2 + C w_*^2)^{1/2}$, in Eq. (1). Here, $w_* = (F_{bs} H)^{1/3}$ is a convective velocity and C is a constant. The convective velocity is proportional to the PBL depth. This parameterization recovers Eq. (1) in the near-neutral case, $F_{bs} \rightarrow 0$. Casano and Parish (2001) proposed to use an efficient surface roughness for temperature in stably stratified PBLs. In order to account for non-local effects, $z_{0T} \gg z_0$ was proposed. It should account for an additional surface drag due to internal waves in the PBL. Such waves become evanescent in the near-neutral PBL. Therefore, the waves cannot exert significant drag in this case. Zilitinkevich et al. (2002) suggested to add an additional term to the log-law in the stably stratified PBL. This term accounts for the stability of the free atmosphere above the PBL. The method reminds the Csanady approach and will be followed in this paper.

Contrary to the above mentioned papers, this paper is focused on the C_{Dn} -parameterization in the conventionally neutral PBL, i.e. the PBL with (i) a negligible buoyancy flux

at the surface, $F_{bs} \rightarrow 0$, (ii) near-neutral stratification in the surface layer, $\text{Ri}_g(z < h_s) \rightarrow 0$, and (iii) considerable stratification of the free atmosphere above the PBL, $\text{Ri}_g(z > H) \neq 0$. Advanced parameterizations for the non-neutral (convective and stably stratified) PBLs can be derived by substitution of the obtained C_{Dn} expressions into Eqs. (5) and (6).

Section 2 describes relevant physical processes and features of turbulence within the conventionally neutral PBL. Section 3 describes the method and problems related to calculation of C_{Dn} from a LES database. Section 4 discusses several ways to account for the non-local effects in an improved C_{Dn} -parameterization. Section 5 outlines the conclusions of this study.

2 Relevant physical processes in conventionally neutral PBLs

In the Ekman boundary layer, turbulent kinetic energy (TKE) is mainly in a local balance with dissipation. The excessive TKE is generated at the top of the surface layer and then transported downward and upward. This process maintains the surface layer as the layer of constant fluxes with the logarithmic velocity profile. The planet rotation has a negligible effect on small turbulent eddies within the surface layer. However, larger eddies above the surface layer experience a significant damping effect due to the planet rotation. The damping maintains an equilibrium PBL depth, H , given by Eq. (8). The equilibrium PBL depth is defined by the balance between the excessive TKE production and the excessive TKE dissipation due to the planet rotation (Tritton, 1992). In the case of the conventionally neutral PBL, the excessive TKE production is consumed both by the planet rotation and by the ambient stratification of the free atmosphere above the PBL.

There are two competing mechanisms of the turbulent exchange which are sensitive to the ambient atmospheric stratification. The most obvious mechanism is gradual mixing due to the entrainment of potentially warm air from the free atmosphere. It results in a gradual deepening of the PBL. Another process is radiation of internal waves from the PBL top to the free atmosphere. The waves take out the TKE but leave temperature variations at the PBL top. Therefore, the wave radiation works against the mixing. It increases the temperature gradient across the PBL top (Zilitinkevich, 2002). These two processes result in an equilibrium PBL depth.

Csanady (1974) noticed that the equilibrium depth depends on the ambient stratification of the free atmosphere. LES data allowed Zilitinkevich and Esau (2002) to derive a quantitative measure of this dependence. The stratification can be characterized by a non-dimensional Zilitinkevich number, $Z_n = \mu_N = N/|f|$ (Zilitinkevich and Calanca, 2000), where N is the Brunt-Väisälä frequency in the atmosphere above the PBL. The LES studies have shown that the PBL depth decreases more than 10 times from the case with $Z_n=1$ to the case with $Z_n=350$ (see Fig. 1). The turbulent stress at the surface also decreases (see Fig. 2). The reason is that

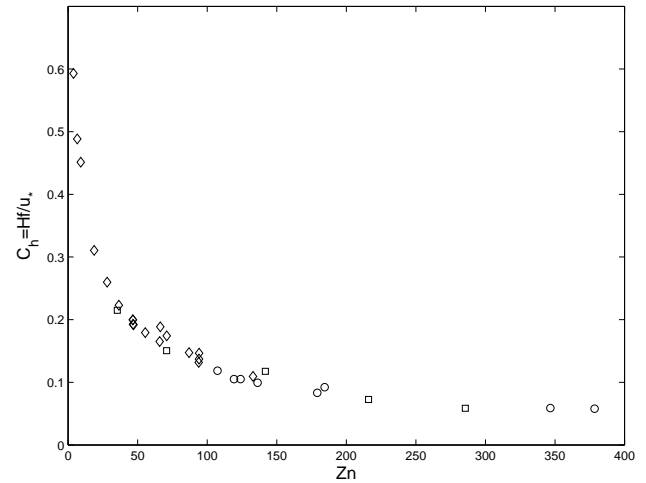


Fig. 1. The dependence of the normalized depth, $C_h = H|f|/u_*$, of the conventionally neutral PBL on the stratification of the free atmosphere above the PBL. The strength of the stratification is expressed through the Zilitinkevich number, Z_n . Data is taken from the author's LES database. Squares, circles and diamonds denote individual LES runs with the log-layer more shallow than 20 m, 50 m and 100 m.

large eddies become limited in size by the PBL depth and therefore less energetic. Zilitinkevich and Esau (2002) generalized Rossby and Montgomery (1935) expression for H , which includes Z_n as an additional external governing parameter. This expression reads

$$H = C_h \frac{u_*}{|f|}, \quad \text{where} \quad C_h = C_R(1 + C_0 Z_n)^{-1/2}. \quad (10)$$

Here, $C_R = 0.65 \pm 0.08$ and $C_0 = 0.23 \pm 0.05$ are empirical constants obtained from the LES database. The ambient stability is actually the controlling factor for H in the atmospheric range of $N \in [3 \cdot 10^{-3}; 3 \cdot 10^{-2}] \text{ s}^{-1}$. This is true for virtually any realistic surface heat flux, i.e. $|L| > 10^2$. The finding has been recently confirmed in the analysis of atmospheric data by Hess (2004).

Summing up, the near-neutral atmospheric PBLs are usually much more shallow than it follows from the theoretical analysis of the idealized Ekman layer. The reason for this is considerable stratification of the free atmosphere immediately above the PBL. This stratification was neglected in the earlier theoretical works. The first computational level in the modern LSMs is usually placed outside the surface layer or even outside the entire shallow PBL. It suggests that the C_{Dn} -parameterization given by Eq. (1) and Eq. (7) does not properly represent the surface drag coefficient in the majority of LSMs. The error in C_{Dn} leads to considerable errors in C_D according to Eqs. (5) and (6).

3 Surface drag coefficient in large eddy simulations

LES is a powerful technique to study turbulent exchange in the PBL. The detailed description of the LES code and the

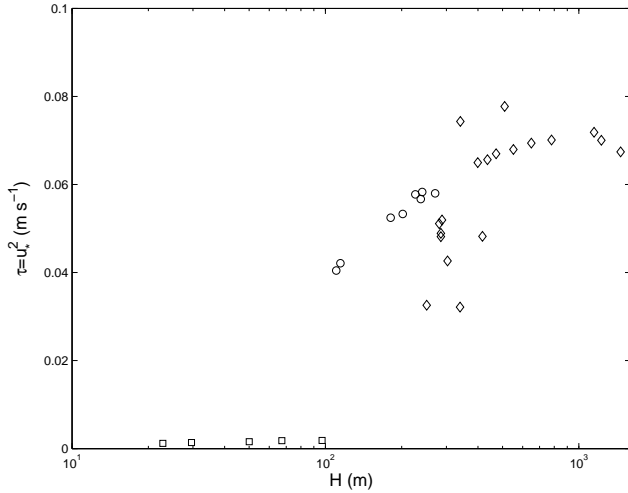


Fig. 2. The dependence of the turbulent surface stress, $\tau_s = u_*^2$ on the PBL depth H . Data and notation are as in Fig. 1.

LES database is out of scope of this paper. It can be found in Esau (2004).

However, several important aspects of the LES technique should be highlighted here. The LES technique resolves only relatively large scales of motions. The author's LES code, LESNIC, maintains the statistically correct amount of the TKE down to the first computational level. The price is a noticeable overamplification of the shortest resolved scales at the first 2–3 computational levels. An estimated sub-grid TKE at the first computational level is about 30% of the resolved TKE. The sub-grid part of the TKE decreases rapidly with height. Distinct to the LSMs, the LES resolves the three-dimensional (3-D) structure of turbulence. There is a direct energy cascade in 3-D turbulence. Since the upper part of the Kolmogorov inertial subrange of scales is resolved, small-scale turbulence has only a minor effect on the resolved turbulence. This is easy to see in comparisons of LES with different sub-grid closures and mesh resolutions (Esau, 2004).

The boundary conditions in the LES code are prescribed locally in the form of the log-law, as in Eq. (3). Thus, any LES studies of the surface layer are unavoidably affected by the log-law boundary conditions in the LES code itself. The influence of the boundary conditions, however, decreases very rapidly with height. It follows from analysis of non-dimensional gradients. Application of the log-law in the form of Eq. (3) supplies incorrect boundary conditions in the case of stable and convective PBLs. In the case of the stably stratified PBL, the Monin-Obukhov similarity theory suggests the following expression for the non-dimensional velocity gradient

$$\frac{\kappa z}{u_*} \frac{\partial |\mathbf{u}|}{\partial z} = \left(1 + C_u \frac{z}{L}\right). \quad (11)$$

Here, $L = -u_*^3 / F_{bs}$ is the Monin-Obukhov length scale, F_{bs} is a surface buoyancy flux and C_u is supposed to be a constant. Figure 3 shows C_u defined from the author's LES and

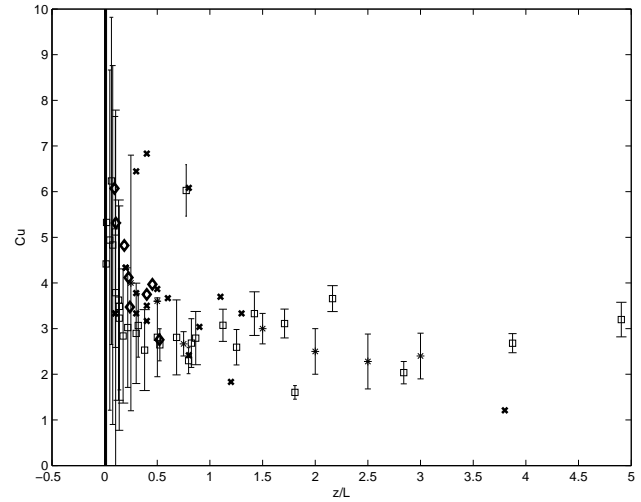


Fig. 3. Values of the constant C_u of the Monin-Obukhov similarity theory for the non-dimensional velocity gradient given by Eq. (11). The values of C_u are plotted against non-dimensional parameter z/L , accounting both for the stability of the surface layer and the height of the computational level in LES. Squares represent LES data; other symbols represent atmospheric data.

C_u defined from the atmospheric data sets. Recall that the LES code employs Eq. (3) but not Eq. (11) to account for the velocity at the first computational level. The discrepancy between the Monin-Obukhov theory and LES is clearly seen at small z/L , i. e. at the very first computational levels in LES. However, LES demonstrates rather good agreement with the Monin-Obukhov already at the second and higher computational levels, where $z/L > 0.25$. Mayor, Tripoli and Eloranta (2003) have independently assessed the LES quality for the convective PBL. They compared 3-D turbulence structures simulated by a coarse resolution LES and obtained by a volume imaging lidar. To the authors' surprise, they had to conclude that LES reproduced reasonable structures in the surface layer where “the technique is expected to perform poorly”. Therefore, except the first and perhaps the second computational levels, the effect of surface layer parameterization on LES data is rather small.

The vertical resolution of the LES is much better than the resolution of the LSMs. The LES runs have the height of the first computational level, z_1^{LES} , between 19.5 m in the deepest truly neutral PBL ($Z_n=0$, $H=2000$ m) and 1.5 m in the PBL, capped by the strongest inversion ($Z_n=400$, $H=60$ m). All LES runs have about 45 levels within the PBL and, therefore, 4–5 levels within the surface layer. Here, the LES mesh was almost isotropic, as the technique of 3-D turbulence resolving modeling requires. In most of the LES runs, the horizontal grid resolution was $\Delta_x = \Delta_y = 4z_1^{\text{LES}}$. Only very shallow PBL, where the flow is naturally anisotropic, was simulated with a grid resolution $\Delta_x = \Delta_y = 8z_1^{\text{LES}}$.

The difference in the vertical resolution causes some problems in data analysis. Obviously, the vertical resolution in the LES runs should not be coarser than the vertical resolution of

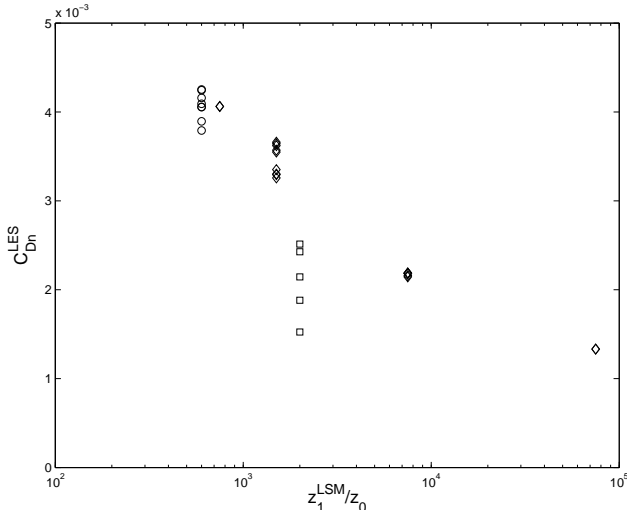


Fig. 4. The dependence of the surface drag coefficient for momentum, C_{Dn}^{LES} , on the internal dimensionless parameter z/z_0 . C_{Dn}^{LES} is calculated from the author's LES database at $z_1^{LSM}=20$ m (squares), $z_1^{LSM}=60$ m (circles) and $z_1^{LSM}=150$ m (diamonds).

the LSMs. Hence, the coarsest LES runs with small Z_n cannot be involved in the evaluation of the finest LSMs. Simultaneously, the first computational level in the LSMs must be still placed within the PBL. Hence, the finest LES runs with large Z_n cannot be involved in the evaluation of the coarsest LSMs. In order to avoid these problems, three specific LSM levels were selected. C_{Dn} at $z_1^{LSM}=20$ m represents the drag coefficient in the LSMs with a relatively fine vertical resolution. LES data at this level is denoted by squares in the following text. C_{Dn} at $z_1^{LSM}=60$ m represents the drag coefficient in the LSMs with a typical vertical resolution. LES data at this level is denoted by circles. C_{Dn} at $z_1^{LSM}=150$ m represents the drag coefficient in the LSMs with a relatively coarse vertical resolution. LES data at this level is denoted by diamonds. The analysis involves only those LES runs which satisfy $z_1^{LSM} < H$ and $z_1^{LES} \ll z_1^{LSM}$ for the given z_1^{LSM} .

The drag coefficient for momentum can be calculated in the LES as

$$C_{Dn}^{LES} = \left(\frac{\kappa}{\ln(z_1^{LES}/z_0)} \frac{|\mathbf{u}(z_1^{LES})|}{|\mathbf{u}(z_1^{LSM})|} \right)^2, \quad (12)$$

where z_1^{LES} is a height of the first computational level in the LES and $|\mathbf{u}(z_1^{LSM})|$ is the wind speed at z_1^{LSM} computed in LES. This drag coefficient is shown in Fig. 4 as a function of the local parameter z_1^{LSM}/z_0 . All variables in C_{Dn} computation are averaged over the horizontal plain and additionally over a 30-min interval of time. The level z_1^{LES} is always placed well within the log-layer. It ensures that the parameterization in Eq. (1) and Eq. (7) provides an accurate approximation of the turbulence exchange in the LES. The non-local effects, which are the subject of the study, are hidden in the well resolved ratio $|\mathbf{u}(z_1^{LES})|/|\mathbf{u}(z_1^{LSM})|$.

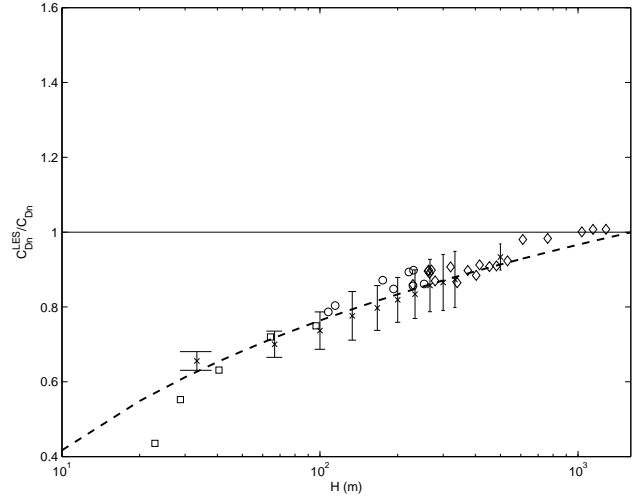


Fig. 5. The dependence of the normalized surface drag coefficient C_{Dn}^{LES}/C_{Dn} on the PBL depth H . C_{Dn} is the classical parameterization by Eq. (7). The solid line shows the ideal scaling. The dashed line shows an empirical dependence by Eq. (13). Crosses and error-bars represent atmospheric data for $C_D^{atm}/C_D^{Charnok}$ from Lange et al. (2004), where H has been recalculated according to Eq. (10) in the present study from Eq. (17) in Lange et al. work. Other symbols are the same as in Fig. 4.

All LES runs accurately resolve the entire PBL. The PBL depth, H , can be diagnosed as a height, where $\tau(H)=0.05u_*^2$. It is worth noticing that other definitions of H are also possible. It means that H is an ambiguous parameter. The definition of H affects values of empirical constants in the following analytical expressions. The value of the friction velocity, u_* , is also defined only approximately. Indeed, advection and pressure terms have been neglected in the layer between the surface and z_1^{LES} . This is not justified for the coarse LES runs. This simplification and the noticeable overamplification of the resolved TKE at z_1^{LES} result in a slightly larger value of the von Karman constant in the LES. The value $\kappa=0.44$ is used in this study.

4 Methods to improved C_{Dn} -parameterizations

Figure 5 shows C_{Dn}^{LES} normalized by the classical local scaling by Eq. (7). Recently, comparable deviations have been found in the atmospheric data (Lange et al., 2004). This data is also shown in Fig. 5. Apparently, the local scaling, z/z_0 , does not work properly in the shallow PBLs. There are several possible ways to incorporate non-local effects of the ambient stratification into the surface drag parameterization. One can modify the von Karman length scale, l , in such a way that it would account for the actual position of z_1^{LSM} within the PBL. Indeed, it is understandable that l must be limited. Both LES and data show saturation of the mixing length scale at the top of the surface layer (see Fig. 6). Obviously, the saturation of l has to be taken into account at $z_1^{LSM} > h_s$. Blackadar (1962) proposed the most

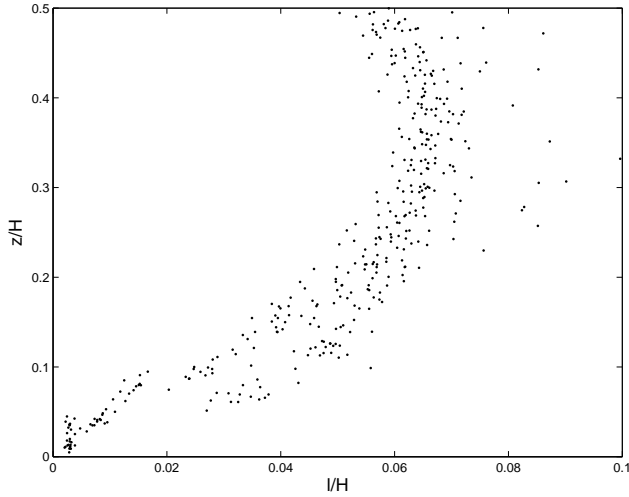


Fig. 6. The dependence of the non-dimensional mixing length scale, l/H , from the non-dimensional height, z/H . The mixing length scale is calculated as $l = \tau(z) / \nabla_z |u(z)| u_*^{-1}$ from the author's LES database.

straightforward extension of the length scale. He suggested a linear interpolation between reciprocals to the von Karman, κz , and external, κH , scales. His external scale was, however, based on Rossby and Montgomery (1935) analytical expression for the depth of the idealized Ekman layer. More exactly, Blackadar (1962) used the following external scale $\lambda = 2.7 \cdot 10^{-4} U_g / |f|$. This scale gives $\lambda \approx 0.01H$, where H is given by Eq. (8). After Blackadar (1962) work, a number of modification of this scaling for stable and convective PBLs have been proposed (Holt and Raman, 1988). Mason and Thompson (1992) found that the best result in the neutral PBL is obtained by interpolation of squared reciprocals. The Blackadar's method immediately involves H . It can be further developed to an expression in terms of large-scale variables N , f and U_g .

There is also another method possible. It does not change l . It proposes a linear combination of an additional non-local term and the log-law (Zilitinkevich et al., 2002). The method will be referred to as the Zilitinkevich's method.

4.1 Empirical relation

Figure 5 reveals that C_{Dn}^{LES} systematically deviates from the value predicted by Eq. (7). One can assume that l/H is a logarithmic function of z/H . The author's attempts to find an empirical form for this function have resulted in an expression with at least three empirical constants. This expression gave an integral in a slowly converging series of $(\ln(H/\lambda_0))^n$, where $n=0, -1, \dots$. This is apparently not a constructive approach. However, these attempts suggested a possible form of an empirical relation between C_{Dn} and H , namely,

$$C_{Dn}^E = C_{emp} C_{Dn} \ln(\ln(H/\lambda_0)), \quad (13)$$

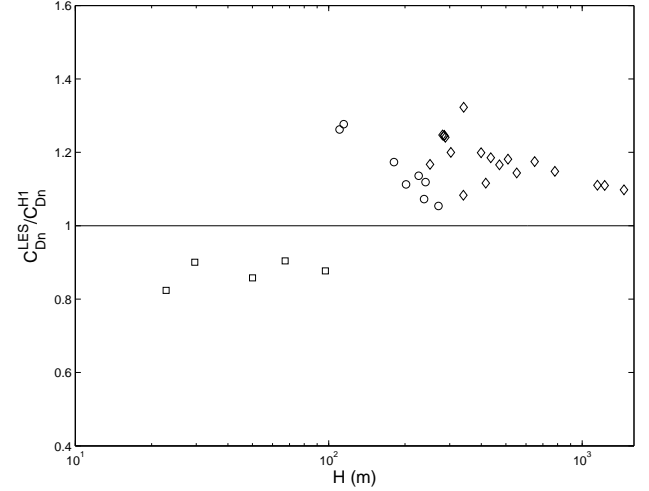


Fig. 7. The dependence of C_{Dn}^{LES}/C_{Dn}^{H1} on the PBL depth H . C_{Dn}^{H1} is given by Eq. (15). Symbols and lines are the same as in Fig. 5.

where $C_{emp}=0.5$ is an empirical constant and $\lambda_0=1$ m is a normalization length scale. This empirical relation is easy to apply in practical LSMs but it does not have physical argumentation behind.

4.2 Blackadar's method

Blackadar (1962) incorporated the PBL depth into the log-law by interpolating reciprocals

$$\frac{1}{l} = \frac{1}{\kappa z_1^{LSM}} + \frac{C_1}{\kappa H}, \quad (14)$$

where C_1 is a dimensionless constant, which accounts for the relative significance of the external scaling. The original Blackadar's estimation gave too large $C_1 \approx 50$. It has been consequently reduced in Holt and Raman (1988), $C_1 \approx 33$, and further in Mason and Thompson (1992), $C_1 \approx 7$. In this work, C_1 is reduced even more. The best fit gives $C_1=3$. The same value was specified in Ballard, Colding and Smith (1991). Substitution of Eq. (14) into Eq. (2) and integration gives

$$C_{Dn}^{H1} = \left(\frac{\kappa}{C_1 z_1^{LSM}/H + \ln\left(\frac{z_1^{LSM}}{z_0}\right)} \right)^2. \quad (15)$$

Figure 7 shows C_{Dn}^{LES} normalized by the non-local scaling in Eq. (15). There is considerably smaller systematic bias of data in Fig. 7 than in Fig. 5. Equation (15) predicts the values of C_{Dn}^{LES} with an accuracy of $\pm 20\%$. Equation (15) can be seen as a direct implementation of the Monin-Obukhov theory with a new universal function $\Psi^{nl}(z/H) = -C_1 z/H$. Hence, Eq. (5) becomes

$$C_D(z) = \left(C_{Dn}^{-1/2} - \kappa^{-1} \Psi(z/L) - \kappa^{-1} \Psi^{nl}(z/H) \right)^{-2}. \quad (16)$$

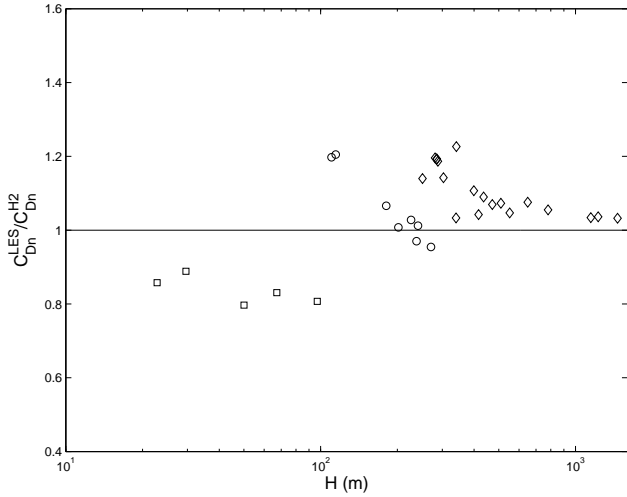


Fig. 8. The dependence of C_{Dn}^{LES}/C_{Dn}^{H2} on the PBL depth H . C_{Dn}^{H2} is given by Eq. (18). Symbols and lines are the same as in Fig. 5.

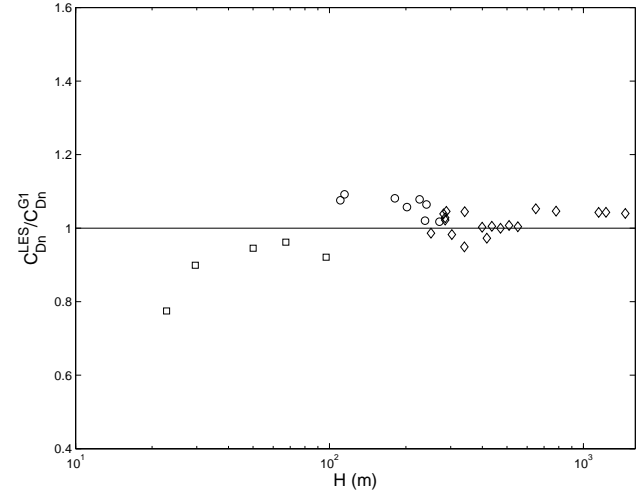


Fig. 9. The dependence of C_{Dn}^{LES}/C_{Dn}^{G1} on the PBL depth H . C_{Dn}^{G1} is given by Eq. (19). Symbols and lines are the same as in Fig. 5.

This parameterization works as well for the deep PBL capped with a weak inversion as it does for the shallow and very shallow PBLs capped with a strong inversion. Equation (15) recovers Eq. (7) only when $H \rightarrow \infty$. This is physically inconsistent as it should recover the classical C_{Dn} -parameterization at H given by Eq. (8).

Direct accounting for the equilibrium depth of the Ekman layer is problematic. However, it suggests that the Mason and Thompson (1992) length scale will probably work better. This mixing length scale reads

$$\left(\frac{1}{l}\right)^2 = \left(\frac{1}{\kappa z_1^{LSM}}\right)^2 + \left(\frac{C_2}{\kappa H}\right)^2. \quad (17)$$

The best fit for the empirical constant C_2 is 2.4. It is perhaps also possible to adopt $C_1=C_2$. Substitution of Eq. (17) into Eq. (2) with integration gives

$$C_{Dn}^{H2} = \left(\frac{\kappa}{Y - 1 + \ln\left(\frac{z_1^{LSM}}{z_0} \frac{2}{Y+1}\right)}\right)^2, \quad \text{where} \quad (18)$$

$$Y = \left(1 + \left(\frac{C_2 z_1^{LSM}}{H}\right)^2\right)^{1/2}.$$

Figure 8 shows C_{Dn}^{LES} normalized by the non-local scaling in Eq. (18). There is noticeable improvement in the C_{Dn} prediction, especially for large H . The overall accuracy of the prediction is still about $\pm 20\%$.

Unfortunately, one cannot use Eq. (15) and Eq. (18) in the LSMs directly. These expressions contain the unknown parameter H . To express H in terms of resolved variables and boundary conditions, one can involve Eq. (10). In this equation, u_* is also unknown parameter. One can assume that u_*^2 is the surface turbulent stress, which is induced by the mean

wind in a deep PBL. Implicitly, it assumes that the effect of the large eddies is entirely accounted for through Z_n . This is a strong assumption but it allows one to use the classical log-law from Eq. (7) for elimination of u_* . This assumption also demands that one changes the values of constants C_0 , C_1 and C_2 . After the substitution, Eq. (15) and Eq. (18) read

$$C_{Dn}^{G1} = \left(\frac{\kappa}{C_1^* z_1^{LSM} H_u^{-1} + \ln\left(\frac{z_1^{LSM}}{z_0}\right)}\right)^2, \quad (19)$$

$$C_{Dn}^{G2} = \left(\frac{\kappa}{Y_u - 1 + \ln\left(\frac{z_1^{LSM}}{z_0} \frac{2}{Y_u+1}\right)}\right)^2, \quad \text{where} \quad (20)$$

$$Y_u = \left(1 + \left(\frac{C_2^* z_1^{LSM}}{H_u}\right)^2\right)^{1/2},$$

$$H_u = \frac{(1 + C_0^* Z_n)^{1/2} |f| \ln\left(\frac{z}{z_0}\right)}{\kappa C_R U_g}.$$

The empirical constants are $C_1^*=2$, $C_2^*=2.5$, $C_0^*=9$ in Eq. (19) and $C_0^*=2$ in Eq. (20). Certainly, other values of these constants are possible, since changes in C_1^* , C_2^* complement changes in C_0^* . Figures 9 and 10 show C_{Dn}^{LES} normalized by Eq. (19) and Eq. (20). The comparison of Figs. 7, 8, 9 and 10 reveals that the above assumptions are surprisingly robust. Indeed, C_{Dn}^{G1} predicts C_{Dn} values even better than the original formulation C_{Dn}^{H1} . The data scatter is noticeably reduced in Fig. 9. The overall accuracy of the C_{Dn}^{G1} expression is about $\pm 10\%$. This is within the accuracy of calculations of C_{Dn}^{LES} . Moreover, it is generally better than the accuracy of atmospheric measurements over complex surfaces. The C_{Dn}^{G2}

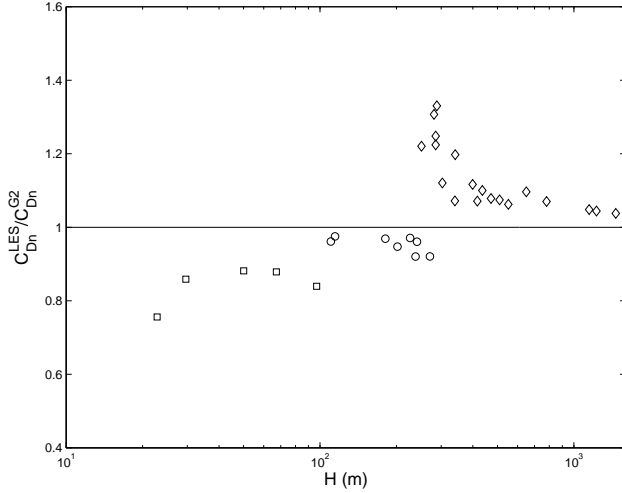


Fig. 10. The dependence of C_{Dn}^{LES}/C_{Dn}^{G2} on the PBL depth H . C_{Dn}^{G2} is given by Eq. (20). Symbols and lines are the same as in Fig. 5.

expression exhibits larger data scatter. Its overall accuracy is $\pm 20\%$.

The major problem of the Blackadar's method is that it does not recover the classical C_{Dn} -parameterization in the limit $Z_n \rightarrow 0$ exactly. The inconsistency is small. Nevertheless, a more consistent method is still desirable.

4.3 Zilitinkevich's method

The above-mentioned inconsistency does not appear in Zilitinkevich's method. The method is based on the idea that the increasing temperature flux modifies the velocity profile above the surface layer. This modification is similar to the modification of the velocity profile in the Monin-Obukhov similarity theory. The only difference is that the temperature flux is not due to surface cooling but due to PBL top warming. Mathematically, one can write (Zilitinkevich et al., 2002)

$$\frac{d|\mathbf{u}(z)|}{dz} = \frac{u_*}{\kappa z} + a_u Z_n |f|, \quad (21)$$

where $a_u=0.35$ is an empirical constant. Integration of Eq. (21) gives a modified expression for the turbulent friction velocity

$$u_* = \frac{\kappa (|\mathbf{u}(z_1^{\text{LSM}})| - a_u z_1^{\text{LSM}} Z_n |f|)}{\ln\left(\frac{z_1^{\text{LSM}}}{z_0}\right)}. \quad (22)$$

Substitution of Eq. (22) into Eq. (7) results in

$$C_{Dn}^Z = C_{Dn} \left(1 - \frac{a_u Z_n |f| z_1^{\text{LSM}}}{|\mathbf{u}(z_1^{\text{LSM}})|} \right)^2. \quad (23)$$

One can define a new correction function $F_M^{\text{nl}} = (1 - a_u Z_n \text{Ro}^{-1})^2$, where $\text{Ro} = |\mathbf{u}(z)|/|f|z$ is the local Rossby number. Hence, Eq. (6) becomes

$$C_D(z) = C_{Dn} F_M(\text{Ri}) F_M^{\text{nl}}(Z_n; \text{Ro}). \quad (24)$$

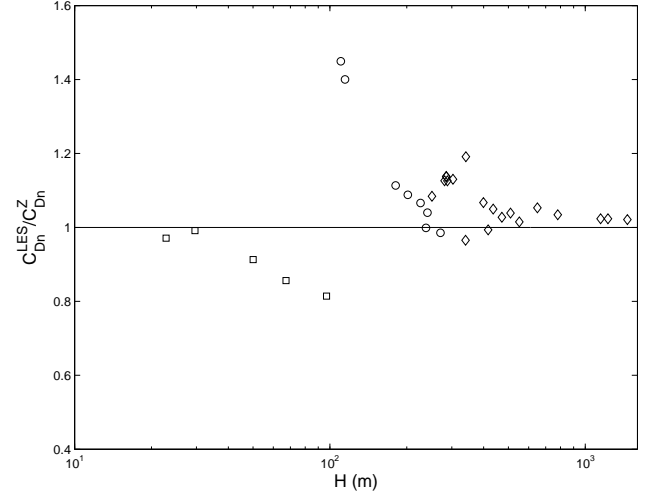


Fig. 11. The dependence of C_{Dn}^{LES}/C_{Dn}^Z on the PBL depth H . C_{Dn}^Z is given by Eq. (23). Symbols and lines are the same as in Fig. 5.

This expression recovers the classical C_D -parameterization in the limit $Z_n \rightarrow 0$.

Figure 11 shows C_{Dn}^{LES} normalized by Eq. (23). Zilitinkevich's method is rather accurate; its accuracy is about $\pm 10\%$ within a typical range of the atmospheric H .

It is also possible to rewrite Eq. (23) in terms of the geostrophic wind speed, U_g . The expression reads

$$C_{Dn}^{ZG} = C_{Dn} \left(1 - \frac{a_u Z_n |f| z_1^{\text{LSM}}}{U_g} \right)^2. \quad (25)$$

Figure 12 shows C_{Dn}^{LES} normalized by Eq. (25), an equation that Eq. (25) works slightly worse than Eq. (23); however, the accuracy is still within $\pm 20\%$.

4.4 Significance of improvements

A number of field measurements (Tjernström and Smedman, 1993) reveals that the near-neutral atmospheric PBL is usually quite shallow. The typical range of the atmospheric H is from 200 m to 600 m. The near-neutral PBL can be even more shallow in the case of a slow geostrophic wind. It is worth mentioning that this study involves LES runs with U_g ranging from 1 m s^{-1} to 15 m s^{-1} . The PBL depth was just about 40 m at $U_g=1 \text{ m s}^{-1}$ and $Z_n=100$. Figure 5 shows the deviation of the actual C_{Dn}^{LES} from the predicted C_{Dn} in the classical parameterization. The deviation becomes significant at $H < 600$ m for the coarse resolution LSMs and at $H < 200$ for the fine resolution LSMs. This fact generally corroborates the common assumption that $h_s \approx 0.1H$. As a matter of fact, the surface layer in LES is deeper than the atmospheric surface layer. This is due to a smaller effective Reynolds number of LES. One can argue that the discrepancy between actual and predicted C_{Dn} is even larger in the atmospheric PBL.

Figure 13 shows the ratio of the improved parameterizations of the surface drag coefficients, C_{Dn}^{G1} , C_{Dn}^{G2} , C_{Dn}^E and

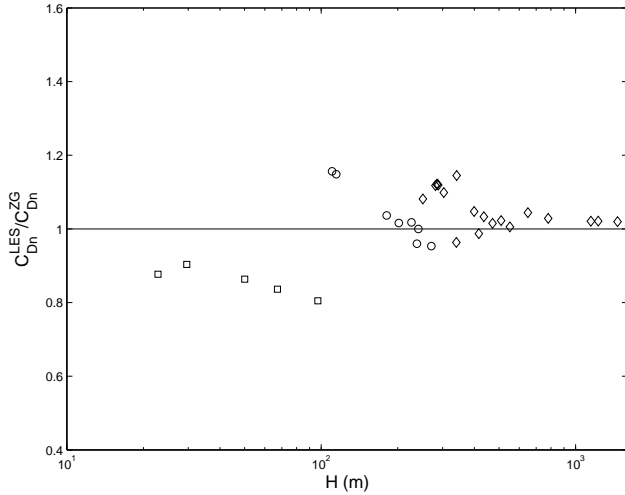


Fig. 12. The dependence of C_{Dn}^{LES}/C_{Dn}^{ZG} on the PBL depth H . C_{Dn}^{ZG} is given by Eq. (25). Symbols and lines are the same as in Fig. 5.

C_{Dn}^Z to the classical parameterization by Eq. (7). The ratio is close to unity in the deep PBLs (small Z_n) but it rapidly decreases in the shallow PBLs (large Z_n). The improved parameterizations predict significantly smaller turbulent exchange in the LSMs. For instance, the turbulent exchange can be reduced by 20%–30% under typical atmospheric conditions in the LSM.

5 Conclusions

Modern large-scale meteorological models parameterize the turbulent exchange between the first computational level in the atmosphere and the underlying surface using a concept of the surface drag coefficients. This concept assumes the existence of a layer of constant fluxes. In this layer, the mean velocity profile is logarithmic. Assuming the first computational level in the LSMs is placed within this layer, one can derive a very simple classical parameterization of the surface drag coefficients given by Eq. (7).

Direct atmospheric measurements and LES data revealed that the conventionally neutral PBL is usually much more shallow than the idealized Ekman layer. The equilibrium depth of the conventionally neutral PBL is strongly reduced by the ambient stratification of the free atmosphere above the PBL. This has been noticed by Csanady and explained in Zilitinkevich's theory of the non-local turbulence. The theory has also gained strong support from LES. The modern LSMs usually have a rather coarse vertical resolution. Hence, the LSMs may have the first computational level well above the log-layer in the realistic near-neutral PBL. The discrepancy between the parameterized and actual C_{Dn} and C_D can be significant. The classical parameterization systematically overestimates the turbulent exchange in the modern LSMs by 20%–30%.

It is possible to improve the parameterization of the surface drag coefficient. The improved parameterization must

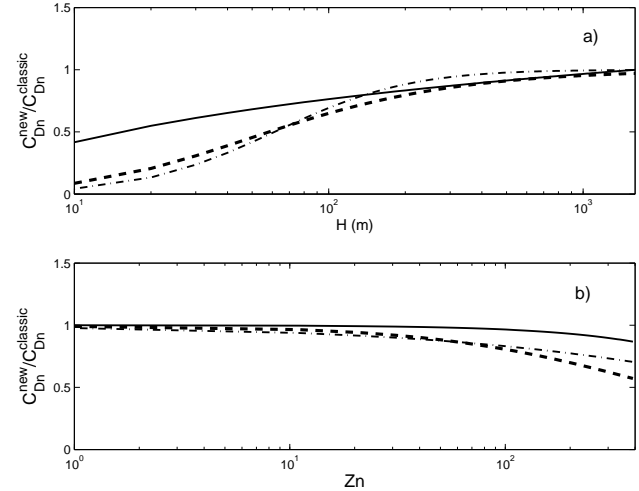


Fig. 13. Significance of the improvements. The curves show the ratio between the improved and classical parameterizations. Panel (a) shows theoretical dependences: — C_{Dn}^E/C_{Dn} ; --- C_{Dn}^{H1}/C_{Dn} ; - · - C_{Dn}^{H2}/C_{Dn} . Panel (b) shows practical expressions: — C_{Dn}^{G1}/C_{Dn} ; --- C_{Dn}^{G2}/C_{Dn} ; - · - C_{Dn}^Z/C_{Dn} . Parameters for calculation were $U_g=10 \text{ m s}^{-1}$, $z=50 \text{ m}$, $z_0=0.1 \text{ m}$, $f=10^{-4} \text{ s}^{-1}$. All non-dimensional coefficients were as in text.

account for the non-local effect of the ambient atmospheric stratification. The effect can be quantified using the Zilitinkevich number, Z_n .

To do this, two methods have been used. Blackadar's method is based on the redefinition of the mixing length scale, l , in the log-law. Zilitinkevich's method is based on the redefinition of the log-law itself. Both methods resulted in considerable improvements in the prediction of the surface drag coefficient, especially in the very shallow PBLs. However, the new parameterizations are not perfect. They still show irregular scatter of the actual values of C_{Dn} around its predicted values. The best accuracy gives Eq. (19). In this case, the scatter is only $\pm 10\%$. Further improvements require an LES of significantly better resolution in the surface layer. Equation (25) in Zilitinkevich's method gives comparably accurate parameterization. This equation is also more mathematically consistent. It recovers the classical C_D -parameterization in both limits $Z_n \rightarrow 0$ and $z \rightarrow 0$.

Acknowledgements. The work has been supported by the Research Council of Norway project “MACESIZ”–No. 155945/700 and the Joint Norwegian-USA Polar Climate project “ROLARC”–No. 151456/720. The author is grateful for Prof. S.S. Zilitinkevich for his kind support and useful discussions.

Topical Editor O. Boucher and the author thank two referees for their help in evaluating this paper.

References

- Abdella K. and McFarlane N. A.: Surface exchange coefficients for atmospheric models, *Boundary Layer Meteorol.*, 80, 223–248, 1996.
- Ballard S. P., Colding B. W., and Smith R. N. B.: Mesoscale model experimental forecasts of the Haar of north east Scotland, *Monthly Weather Rev.*, 119, 2107–2123, 1991.
- Blackadar A. K.: The vertical distribution of wind and turbulent exchange in a neutral atmosphere, *J. Geophys. Res.*, 67, 3095–3102, 1962.
- Businger J. A., Wyngaard J. C., Izumi Y., and Bradley E. F.: Flux profile relationship in the atmospheric surface layer, *J. Atmos. Sci.*, 28, 181–189, 1971.
- Cassano J. J. and Parish T. R.: Evaluation of turbulent surface flux parameterizations for the stable surface layer over Halley, Antarctica, *Monthly Weather Rev.*, 129, 26–46, 2001.
- Coleman G. N.: Similarity statistics from a direct numerical simulation of the neutrally stratified planetary boundary layer, *J. Atmos. Sci.*, 56, 891–900, 1999.
- Csanady G. T.: Equilibrium theory of the planetary boundary layer with an inversion lid, *Boundary Layer Meteorol.*, 6, 63–79, 1974.
- Dyer A. J.: A review of flux-profile relationships, *Boundary Layer Meteorol.*, 20, 35–49, 1974.
- Esau I.N.: Simulation of Ekman boundary layers by large eddy model with dynamic mixed subfilter closure, *J. Env. Fluid Mech.*, 4(3), 273–303, 2004.
- Fairall C. W., Bradley E. F., Rogers D. P., Edson J. B., and Young G. S.: Bulk parameterization of air-sea fluxes for Tropical Ocean-Global Atmosphere Coupled-Ocean Atmosphere Response Experiment, *J. Geophys. Res.*, 101(C2), 3747–3764, 1996.
- Hess G. D. and Garratt J. R.: Evaluating models of the neutral, barotropic planetary boundary layer using integral measures: Part I. Overview, *Boundary Layer Meteorol.*, 104, 333–358, 2002.
- Hess G. D.: The neutral, barotropic planetary boundary layer, capped by a low-level inversion, *Boundary Layer Meteorol.*, 110, 319–355, 2004.
- Holt T. and Raman S.: A review and comparative evaluation of multilevel boundary layer parameterizations for first-order and turbulent kinetic energy closure schemes, *Rev. Geophys.*, 26(4), 761–780, 1988.
- Lange B., Larsen S., Hojstrup J., and Barthelmie R.: The influence of thermal effects on the wind speed profile of the coastal marine boundary layer, *Boundary Layer Meteorol.*, 112, 587–617, 2004.
- Louis J. F.: A parametric model of vertical eddy fluxes in the atmosphere, *Boundary Layer Meteorol.*, 17, 187–202, 1979.
- Mason P. J. and Thompson D. J.: Large-eddy simulations of the neutral-static-stability planetary boundary layer, *Quart. J. Roy. Meteorol. Soc.*, 113, 413–443, 1987.
- Mason P. J. and Thompson D. J.: Stochastic backscatter in large-eddy simulations of boundary layers, *J. Fluid Mech.*, 242, 51–78, 1992.
- Mayor S., Tripoli G. J., and Eloranta E. W.: Evaluating large-eddy simulations using volume imaging lidar data, *Monthly Weather Rev.*, 131, 1428–1452, 2003.
- Monin A. S. and Obukhov A. M.: Main characteristics of the turbulent mixing in the atmospheric surface layer, *Trudy Geophys. Inst. AN. SSSR*, 24(151), 153–187, 1951.
- Prandtl L.: *Meteorologische Anwendungen der Stromungslehre*, *Beitr. Phys. Atmos.*, 19, 188–202, 1932.
- Rossby C. G. and Montgomery R. B.: The Layers of frictional influence in wind and ocean currents, *Pap. Phys. Oceanogr. Meteorol.*, 3(3), 101 pp, 1935.
- Schumann U.: Minimum friction velocity and heat transfer in the rough surface layer of a convective boundary layer, *Boundary Layer Meteorol.*, 44, 311–326, 1988.
- Stull R. B.: *An introduction to boundary layer meteorology*, Kluwer Acad. Press, Dordrecht, The Netherlands, 1988.
- Tjernström M. and Smedman, A.-S.: The vertical turbulence structure of the coastal marine atmospheric boundary layer, *J. Geophys. Res.*, 98(C3), 4809–4826, 1993.
- Tritton D. J.: Stabilization and destabilization of turbulent shear flow in a rotating fluid, *J. Fluid Mech.*, 241, 503–423, 1992.
- von Karman Th.: *Collected works*, London, Butterworths Scientific Publications, 1975.
- Webb E. K.: Profile relationships: The log-linear range and extension to strong stability, *Quar. J. Roy. Meteorol. Soc.*, 96, 67–90, 1970.
- Zilitinkevich S. S.: Velocity profiles, resistance laws and dissipation rate of mean flow kinetic energy in a neutrally and stably stratified planetary boundary layer, *Boundary Layer Meteorol.*, 46, 367–387, 1989.
- Zilitinkevich S. S.: Third order transport due to internal waves and non-local turbulence in the stably stratified surface layer, *Quar. J. Royal Meteorol. Soc.*, 128(581), 913–925, 2002.
- Zilitinkevich S. S. and Calanca P.: An extended similarity-theory for the stably stratified atmospheric surface layer, *Quar. J. Royal Meteorol. Soc.*, 126, 1913–1923, 2000.
- Zilitinkevich S. S. and Esau I. N.: On integral measures of the neutral barotropic planetary boundary layer, *Boundary Layer Meteorol.*, 104(3), 371–379, 2002.
- Zilitinkevich S. S., Perov V. L. and King J. C.: Near-surface turbulent fluxes in stable stratification: Calculation for use in general circulation models, *Quart. J. Royal Meteorol. Soc.*, 128, 1571–1587, 2002.