



HAL
open science

Modelling of the ring current in Saturn's magnetosphere

G. Giampieri, M. K. Dougherty

► **To cite this version:**

G. Giampieri, M. K. Dougherty. Modelling of the ring current in Saturn's magnetosphere. *Annales Geophysicae*, 2004, 22 (2), pp.653-659. hal-00317246

HAL Id: hal-00317246

<https://hal.science/hal-00317246>

Submitted on 18 Jun 2008

HAL is a multi-disciplinary open access archive for the deposit and dissemination of scientific research documents, whether they are published or not. The documents may come from teaching and research institutions in France or abroad, or from public or private research centers.

L'archive ouverte pluridisciplinaire **HAL**, est destinée au dépôt et à la diffusion de documents scientifiques de niveau recherche, publiés ou non, émanant des établissements d'enseignement et de recherche français ou étrangers, des laboratoires publics ou privés.

Modelling of the ring current in Saturn's magnetosphere

G. Giampieri and M. K. Dougherty

Space and Atmospheric Physics, Imperial College, London, UK

Received: 16 April 2003 – Revised: 24 June 2003 – Accepted: 27 June 2003 – Published: 1 January 2004

Abstract. The existence of a ring current inside Saturn's magnetosphere was first suggested by Smith et al. (1980) and Ness et al. (1981, 1982), in order to explain various features in the magnetic field observations from the Pioneer 11 and Voyager 1 and 2 spacecraft. Connerney et al. (1983) formalized the equatorial current model, based on previous modelling work of Jupiter's current sheet and estimated its parameters from the two Voyager data sets. Here, we investigate the model further, by reconsidering the data from the two Voyager spacecraft, as well as including the Pioneer 11 flyby data set.

First, we obtain, in closed form, an analytic expression for the magnetic field produced by the ring current. We then fit the model to the external field, that is the difference between the observed field and the internal magnetic field, considering all the available data. In general, through our global fit we obtain more accurate parameters, compared to previous models. We point out differences between the model's parameters for the three flybys, and also investigate possible deviations from the axial and planar symmetries assumed in the model. We conclude that an accurate modelling of the Saturnian disk current will require taking into account both of the temporal variations related to the condition of the magnetosphere, as well as non-axisymmetric contributions due to local time effects.

Key words. Magnetospheric physics (current systems; planetary magnetospheres; plasma sheet)

1 Introduction

First observations of Saturn's magnetic field were made by the Pioneer 11 spacecraft in 1979. These observations revealed the existence of an internal magnetic field with a surprisingly small dipole tilt (< 1 degree) and with a high degree of axisymmetry (Smith et al., 1980; Acuña and Ness, 1980). Perturbations in the magnetic field due to current

sheet crossings were also observed. The flybys by the Voyager 1 (1980) and Voyager 2 (1981) spacecraft confirmed the surprising nature of the internal field, but also revealed the need to include the effect of external sources of current (Acuña et al., 1981). Studies of Voyager 1 magnetic field observations in the middle magnetosphere led Connerney et al. (1981b) to conclude that the planet is surrounded by a eastward flowing ring current in the equatorial plane. This conclusion was confirmed by the subsequent Voyager 2 observations (Connerney et al., 1983).

Models of the magnetic field initially utilised Pioneer 11 and Voyager 1 and 2 data separately (see, e.g. Connerney et al., 1982; Acuña et al., 1983; Connerney et al., 1984; Davis and Smith, 1986), but eventually all three data sets were combined (Davis and Smith, 1990; Connerney, 1993). These data provide a clear indication that Saturn, contrary to other magnetized planets, has a planetary field almost exactly axisymmetric with respect to the spin axis.

The nature of the unusual internal planetary field at Saturn will be revisited by the Cassini spacecraft during Saturn Orbit Insertion in July 2004, when the spacecraft will pass remarkably close to the planet ($0.3 R_s$ above the surface), as well as during numerous close approaches to the planet during the 4-year orbital tour (see Dougherty et al., 2003). The possibility of combining measurements taken along many orbits, as opposed to a single flyby, will allow for an unprecedented accuracy in the determination of the internal field.

The plan of the paper is as follows. First, we obtain an analytical expression for the magnetic field produced by the ring current model first proposed by Connerney et al. (1981a). We then perform a least-squares fit on all available flyby data, including those from Pioneer 11. Finally, we consider the inbound and outbound passes separately, in order to highlight local time asymmetries in the ring current.

2 The ring current model

We consider an axisymmetric equatorial current sheet, similar to that described in Connerney et al. (1981a, 1983). We

Correspondence to: G. Giampieri
(g.giampieri@imperial.ac.uk)

adopt a cylindrical coordinate system (z, ρ, ϕ) , with the z -axis parallel to the dipole axis. Assuming that the disk is confined to the region $\{|z| \leq D, a \leq \rho < \infty\}$, and that the azimuthal current density is distributed as $J_\phi = I_0/\rho$, then the cylindrical components of the magnetic field are given by (Connerney et al., 1981a; Edwards et al., 2001)

$$B_z(z, \rho, a) = \begin{cases} \mu_0 I_0 \int_0^\infty J_0(\rho x) J_0(ax) (1 - e^{-Dx} \cosh(zx)) \frac{dx}{x} & |z| \leq D \\ \mu_0 I_0 \int_0^\infty J_0(\rho x) J_0(ax) \sinh(Dx) e^{-|z|x} \frac{dx}{x} & |z| > D \end{cases} \quad (1)$$

$$B_\rho(z, \rho, a) = \begin{cases} \mu_0 I_0 \int_0^\infty J_1(\rho x) J_0(ax) \sinh(zx) e^{-Dx} \frac{dx}{x} & |z| \leq D \\ \text{sign}(z) \mu_0 I_0 \int_0^\infty J_1(\rho x) J_0(ax) \sinh(Dx) e^{-|z|x} \frac{dx}{x} & |z| > D, \end{cases} \quad (2)$$

where $J_n(x)$ is the Bessel function of order n . In the right-hand-side of Eqs. (1)–(2) we have made explicit the dependence on a , the inner edge of the disk. Thus, if we now require the disk's outer edge to be finite at, say $r = b$, we simply need to subtract from Eq. (1) the same expressions with b in place of a , i.e. $B_z(\text{finite disk}) = B_z(a) - B_z(b)$, and similarly for B_ρ . Note that the azimuthal component B_ϕ is identically null because of the axial symmetry of the model, and in the following we will neglect it altogether. Note also that I_0 has the units¹ of Current \times Length⁻¹, so that the total current in the disk is given by $I = 2I_0 D \log(b/a)$. By replacing in Eq. (1) the Bessel functions with argument ρx , with their power series expansion, and integrating term by term, we eventually find

$$B_z(z, \rho, a) = \frac{\mu_0 I_0}{2} \left\{ \log \left[\frac{(z + D + \xi_a)}{(z - D + \eta_a)} \right] + \sum_{k=1}^{\infty} \frac{(-1)^k (2k-1)! \rho^{2k}}{2^{2k} (k!)^2} \left[\frac{P_{2k-1}^0[(z-D)/\eta_a]}{\eta_a^{2k}} - \frac{P_{2k-1}^0[(z+D)/\xi_a]}{\xi_a^{2k}} \right] \right\} \quad (3)$$

$$B_\rho(z, \rho, a) = \mu_0 I_0 \sum_{k=0}^{\infty} \frac{(-1)^k (2k)! \rho^{2k+1}}{2^{2k+2} k! (k+1)!} \left[\frac{P_{2k}^0[(z-D)/\eta_a]}{\eta_a^{2k+1}} - \frac{P_{2k}^0[(z+D)/\xi_a]}{\xi_a^{2k+1}} \right], \quad (4)$$

where

$$\xi_a \equiv \sqrt{(z+D)^2 + a^2}, \quad \eta_a \equiv \sqrt{(z-D)^2 + a^2},$$

and the $P_n^m(x)$ are the associated Legendre polynomials.

¹Note that Eqs. (10)–(12) in Connerney et al. (1981a) are dimensionally incorrect. However, their Eqs.(13)-(15) and subsequent ones are correct (see Edwards et al., 2001)

Alternatively, of the two Bessel functions that appear in each integral in Eq. (1), we can choose to expand the one with argument xa before integrating over x , thus obtaining

$$B_z(z, \rho, a) = \frac{\mu_0 I_0}{2} \left\{ \log \left[\frac{(z + D + \xi_\rho)}{(z - D + \eta_\rho)} \right] + \sum_{k=1}^{\infty} \frac{(-1)^k (2k-1)! a^{2k}}{2^{2k} (k!)^2} \left[\frac{P_{2k-1}^0[(z-D)/\eta_\rho]}{\eta_\rho^{2k}} - \frac{P_{2k-1}^0[(z+D)/\xi_\rho]}{\xi_\rho^{2k}} \right] \right\} \quad (5)$$

$$B_\rho(z, \rho, a) = \frac{\mu_0 I_0}{2\rho} \left\{ 2\text{sign}(z) \min(|z|, D) + \eta_\rho - \xi_\rho - \sum_{k=1}^{\infty} \frac{(-1)^k (2k-2)! a^{2k} \rho}{2^{2k} (k!)^2} \left[\frac{P_{2k-1}^1[(z-D)/\eta_\rho]}{\eta_\rho^{2k}} - \frac{P_{2k-1}^1[(z+D)/\xi_\rho]}{\xi_\rho^{2k}} \right] \right\}, \quad (6)$$

where now

$$\xi_\rho \equiv \sqrt{(z+D)^2 + \rho^2}, \quad \eta_\rho \equiv \sqrt{(z-D)^2 + \rho^2}.$$

We stress that Eqs. (3)–(4) are exactly equivalent to Eqs. (5)–(6). The choice of which ones to use is purely a matter of convenience: in practice, since one takes only a few terms in the infinite sums, it is necessary, in order to assure fast convergence to the exact value, to use Eq. (2) when $\rho < a$, and Eq. (3) when $\rho > a$. For example, it is easy to show that the approximate expressions for the field components given in Edwards et al. (2001) can be obtained from Eqs. (2)–(3) by truncating the sums over k at $k_{\max} = 1$. However, as pointed out in Bunce and Cowley (2003), those approximations, originally obtained for the Jovian disk, are less useful in Saturn's analysis, especially near the edges of the disk. With our analytical formulas (2)–(3), it is now straightforward to extend the approximations to any desired order. In particular, we have found that, by increasing k_{\max} from 1 to 6, the average error in the field modelling components decreases from a few nT to less than 0.1 nT. This accuracy is sufficient, since, as we will see in the next section, the residuals rms average is of the order of a few nT. This ensures that the errors in the estimated parameters are solely due to noise in the data and the inadequacy of the model (e.g. the axisymmetric assumption, or the $1/\rho$ dependency), rather than inaccuracies in the formula for the field model. Moreover, the advantage of an analytical formula is obvious, since no numerical integration is necessary, in order to obtain the field's components.

3 Results of the fit

We now adapt the disk's model to fit the magnetic field data collected by the three spacecraft that investigated the field

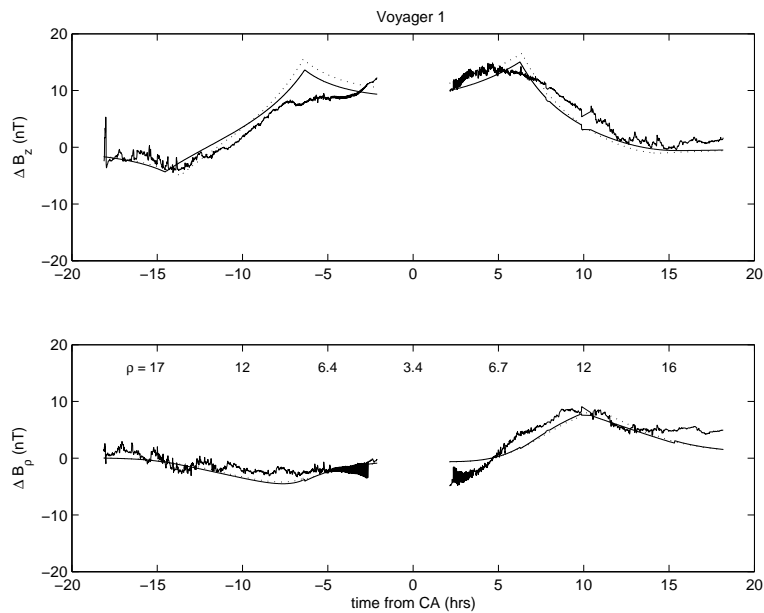


Fig. 1. Voyager 1 external field and models. The upper panel shows the ΔB_z component, the lower one the ΔB_ρ component, both expressed in nT. The horizontal axis is time (in hours) from closest approach, which occurred at 23:73 spacecraft even time (SCET). The equatorial distance ρ (in R_s) is shown in the bottom panel. The solid line is the field of the model ring current. The dotted line corresponds to model A.

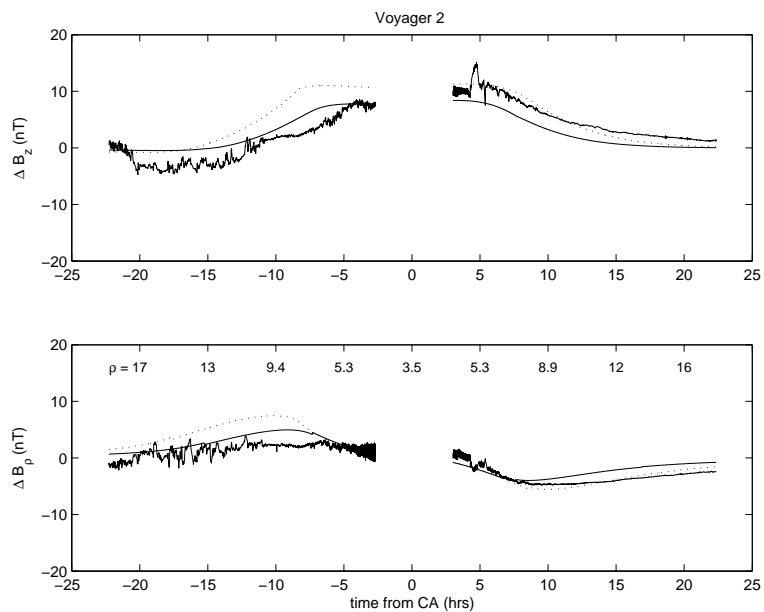


Fig. 2. Voyager 2 data and models (same as Fig. 1). SCET at closest approach is 03:35.

around Saturn. The first step consists of eliminating the contribution from sources inside the planet. For the internal field, we have considered both the Z_3 model by Connerney et al. (1982), based on the two Voyager spacecraft data only, and the *SPV* model by Davis and Smith (1990), based on an extensive analysis of all the flyby data combined together. These two models vary only in the values of the dipole, quadrupole and octupole moments. By repeating our analysis with both the Z_3 and *SPV* models, we are able to

conclude that differences in the internal parameters between the two models do not significantly affect the values of the disk parameters, although the *SPV* model produces slightly smallest residuals.² Since we are not including the internal field parameters in our fit, we have discarded data collected within the inner $4 R_s$ of Saturn's magnetosphere. Also, data

²This may be simply due to the fact that we do not apply any weighting to the data (and does not necessarily reflect a better quality of the *SPV* model compared to the Z_3 one).

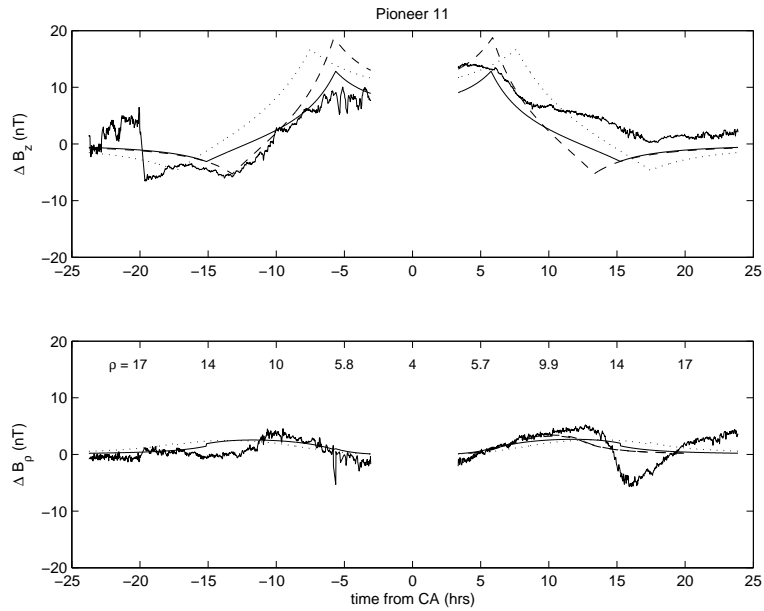


Fig. 3. Pioneer 11 data and models. The dotted and dashed lines correspond to model A and B, respectively. Note the inbound magnetopause crossing at $t = -20$ h. The large disturbance in B_ρ at around $t = 15$ h can be associated with a periodicity in the magnetic field near the rotation period. This has been postulated as due to the existence of a low latitude magnetic anomaly (Espinosa and Dougherty, 2000). At closest approach, SCET = 16:45.

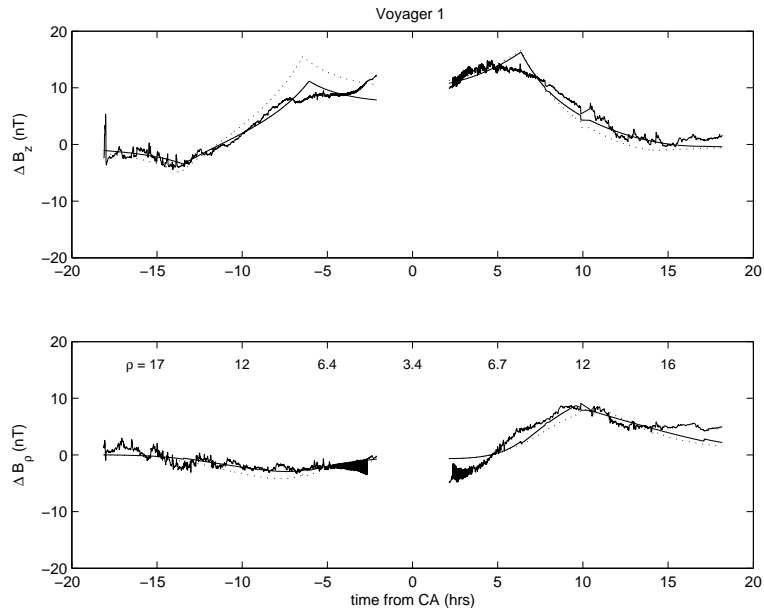


Fig. 4. Same as Fig. 1, with inbound and outbound observations analyzed separately. Note how the outer edge of the disk becomes closer to the planet during the inbound pass (refer also to Table 1).

outside $20 R_s$ were removed before the fit, in order to minimize the effects of magnetopause currents (Saturn's dayside magnetospheric radius being of the order of $16\text{--}20 R_s$). No other external contributions, besides those due to the disk, have been considered in this analysis.

Figures 1–3 show, for each of the three flybys, the external ΔB_z and ΔB_ρ components of the magnetic field (i.e. the

data subtracted the internal field), as a function of the time from closest approach. The solid line represents our least-squares fit model. We have also compared our results with those obtained by other authors. The dashed lines are the field components calculated from the original model by Connerney et al. (1983) (hereafter called 'model A'). In the case of Pioneer 11, we have also considered the model obtained

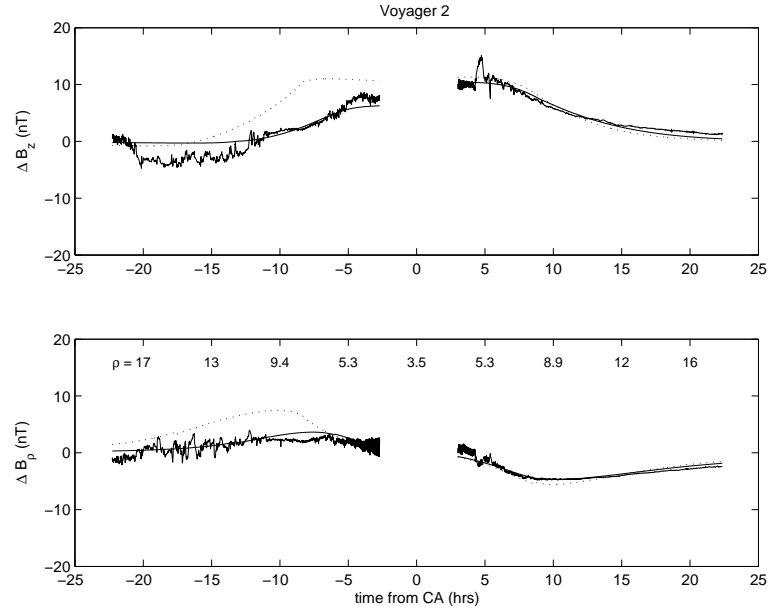


Fig. 5. Same as Fig. 2, with inbound and outbound observations analyzed separately. The outbound model is now a much better fit to the observations, implying a thicker and more extended disk on the dawn side of the planet (see Table 1).

by Bunce and Cowley (2003) for that particular flyby (‘model B’). The cusps in the model lines indicate when the spacecraft entered or left the ring current region. These crossings do not occur in the Voyager 2 case (Fig. 2), due to the high inclination of the Voyager 2 trajectory. We have obtained the geometrical parameters of the disk, i.e. a , b , D , and the current parameter $\mu_0 I_0$, for each of the three orbits, through a large-scale least-squares fit algorithm, using the reflective Newton method. The values of the parameters are given in Table 1, along with the analogous quantities from models A and B. The last column in Table 1 shows the rms average of the fit residuals, which provides a measure of the quality of the fit.

4 Discussion

From Table 1, we can conclude that our global least-squares fit, using the more accurate disk model allows, in general, for a significant improvement in our knowledge of the model’s parameters, compared to previous models, which were not optimal in a least-squares sense.

In general, however, it appears that a single current disk model does not fit both the inbound (dayside) and outbound (dawn flank) observations equally well. We believe that this asymmetry reflects both a dependence on local time and on the state of the magnetospheric cavity, which is not compatible with the assumption of an axisymmetric disk. Similar anisotropies were also observed in the charged particles density distributions. Previous studies of Saturn’s total magnetic field have already confirmed the need to use a different set of external terms for inbound and outbound orbits (see, e.g. Davis and Smith, 1986). Accordingly, we have considered

Table 1. Disk model’s parameters: inner radius a , outer radius b , half-thickness D , and current parameter $\mu_0 I_0$. The first 2 rows shows the parameters’ values for Model A (Connerney et al., 1983) and B (Bunce and Cowley, 2003), respectively. The last column gives the rms average of the residuals. Numbers in parentheses are the residuals rms averages obtained with Model A or B, respectively, from the Voyager and Pioneer data. Units used are R_S for lengths, and nT for field magnitudes

	a	b	D	$\mu_0 I_0$	rms	
Model A	8.0	15.5	3.0	60.4		
Model B	6.5	12.5	2.0	76.5		
Voyager 1	7.9	16.4	2.6	54.4	2.5	(2.8)
Voyager 2	7.2	13.7	2.1	56.8	2.9	(4.2)
Pioneer 11	6.4	13.9	1.8	50.8	3.9	(4.6)
Voyager 1 IN	7.6	15.3	3.1	40.0	1.5	(3.0)
Voyager 2 IN	6.1	12.0	1.5	52.3	2.2	(5.7)
Pioneer 11 IN	6.8	12.2	1.9	51.1	2.9	(4.1)
Voyager 1 OUT	8.0	18.0	2.4	62.0	2.0	(2.7)
Voyager 2 OUT	8.2	18.0	2.5	60.0	0.9	(1.4)
Pioneer 11 OUT	6.4	18.0	2.8	40.0	3.6	(5.1)

the inbound and outbound sections of the flyby orbits separately, and in this way we have obtained a significant improvement in the rms values (see Table 1). The improved models are shown in Figs. 4–6. Note that by doing so, we are implicitly assuming that an axisymmetric, equatorial model is inadequate for describing the details of the flybys. Note that flyby data sets do not allow for discrimination between spatial anisotropies versus temporal variations. However, it is probably reasonable to expect some local time asymmetries;

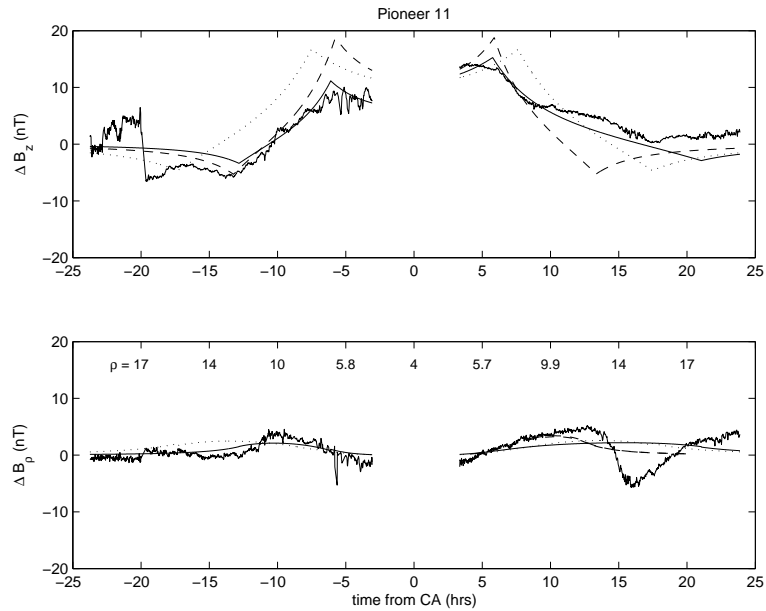


Fig. 6. Same as Fig. 3, with inbound and outbound observations analyzed separately. As for the Voyager 1 case, the disk during the inbound pass appears to be more compressed than during the outbound.

for example, from Table 1 we can see that the outbound trajectory usually requires a larger value of b compared to the inbound data, as would be expected for an extended magnetospheric cavity on the dawn versus dayside sector.

The results shown in Table 1 clearly reveal the need for a nonaxially symmetric current sheet model at Saturn, where a range of differing best fit current sheet parameters result during both inbound and outbound passes for the same spacecraft flyby. These parameters do seem, however, to be consistent between one flyby period and the next, for similar magnetospheric conditions. For example, both Pioneer 11 and Voyager 2 inbound flybys observed the magnetosphere in a contracted state, and the current parameter $\mu_0 I_0$, which results for these two flybys, is very similar. In addition, the values derived for both the inner and outer edge of the current disk, as well as its thickness, are comparable. This is in contrast to the parameters derived for the Voyager 1 inbound flyby, when the magnetosphere was in an intermediate state, where a lower current parameter, an extended current sheet extent and a greater current sheet thickness result (revealing a possible correlation between the current sheet thickness and radial extension).

The Voyager 1 and 2 outbound flybys saw the magnetosphere in a steadily inflating state (with Voyager 2, in particular, being greatly inflated, possibly as a result of being immersed in the Jovian magnetotail at the time). This resulted in current sheet parameters of both flybys being very similar in comparison to the Pioneer 11 values for a rather compressed but expanding magnetosphere.

The sources of plasma at Saturn are still not well understood, in contrast to the case of Jupiter, where the dominance of the Io plasma source is very clear. Hence, there is no Io-type mechanism which can clearly be identified inside Sat-

urn's magnetosphere as being the main source of plasma. In fact, a variety of sources is assumed to contribute to the ions, which, in turn, generate the disk current. These sources include the planet's ionosphere, the rings, the icy satellites, neutral H clouds, and Titan. Note that all of these sources are located at various radial distances from the planet, ranging from very close to the planet, out to the boundary of the magnetosphere. Hence, in order to be able to better model the Saturnian ring current, not only will magnetometer data from the Cassini orbiter be necessary, but a better understanding of the various plasma sources and sinks within the magnetosphere will be required.

Acknowledgements. We thank Emma Bunce, Stephane Espinosa, and Paul Henderson for helpful discussions.

Topical Editor T. Pulkkinen thanks two referees for their helping in evaluating this paper.

References

- Acuña, M. H. and Ness, N. F.: The Magnetic Field of Saturn: Pioneer 11 Observations, *Science*, 207, 444–446, 1980.
- Acuña, M. H., Connerney, J. E. P., and Ness, N. F.: Topology of Saturn's Main Magnetic Field, *Nature*, 292, 721–726, 1981.
- Acuña, M. H., Connerney, J. E. P., and Ness, N. F.: The Z_3 Zonal Harmonic Model of Saturn's Magnetic Field: Analyses and Implications, *J. Geophys. Res.*, 88, 8771–8778, 1983.
- Bunce, E. and Cowley, S. W. H.: A Note on the Ring Current in Saturn's Magnetosphere: Comparison of Magnetic Data Obtained During the Pioneer 11 and Voyager 1 and 2 Flybys, *Ann. Geophysicae*, 21, 661–669, 2003.
- Connerney, J. E. P., Acuña, M. H., and Ness, N. F.: Modelling the Jovian Current Sheet and Inner Magnetosphere, *J. Geophys. Res.*, 86, 8370–8384, 1981a.

- Connerney, J. E. P., Acuña, M. H., and Ness, N. F.: Saturn's ring current and inner magnetosphere, *Nature*, 292, 724–726, 1981b.
- Connerney, J. E. P., Ness, N. F., and Acuña, M. H.: Zonal harmonic model of Saturn's magnetic field from Voyager 1 and 2 observations, *Nature*, 298, 44–46, 1982.
- Connerney, J. E. P., Acuña, M. H., and Ness, N. F.: Currents in Saturn's Magnetosphere, *J. Geophys. Res.*, 88, 8779–8789, 1983.
- Connerney, J. E. P., Davis, Jr., L., and Chenette, D. L.: Magnetic Field Models, in: *Saturn*, edited by Gehrels, T. and Matthews, M. S., University of Arizona Press, pp. 354–377, 1984.
- Connerney, J. E. P.: Magnetic Fields of the Outer Planets, *J. Geophys. Res.*, 98, 18 659–18 679, 1993.
- Davis, Jr., L. and Smith, E. J.: New Models of Saturn's Magnetic Field Using Pioneer 11 Vector Helium Magnetometer Data, *J. Geophys. Res.*, 91, 1373–1380, 1986.
- Davis, Jr., L. and Smith, E. J.: A Model of Saturn's Magnetic Field Based on All Available Data, *J. Geophys. Res.*, 95, 15 257–15 261, 1990.
- Dougherty, M. K., Kellogg, S., Southwood, D. J., Balogh, A., et al.: The Cassini Magnetic Field Investigations, *Space Sci. Rev.*, 2003, in press.
- Edwards, T. M., Bunce, E. J., and Cowley, S. W. H.: A Note on the Vector Potential of Connerney et al.'s Model of the Equatorial Current Sheet in Jupiter's Magnetosphere, *Planet. Space Sci.*, 49, 1115–1123, 2001.
- Espinosa, S. A. and Dougherty, M. K.: Periodic perturbations in Saturn's magnetic field, *Geophys. Res. Lett.*, 27, 2785, 2000.
- Ness, N. F., Acuña, M. H., Lepping, R. P., Connerney, J. E. P., Behannon, K. W., and Burlaga, L. F.: Magnetic Field Studies by Voyager 1: Preliminary Results at Saturn, *Science*, 212, 211–217, 1981.
- Ness, N. F., Acuña, M. H., Behannon, K. W., Burlaga, L. F., Connerney, J. E. P., and Lepping, R. P.: Magnetic Field Studies by Voyager 2: Preliminary Results at Saturn, *Science*, 215, 558–563, 1982.
- Smith, E. J., Davis, Jr., L., Jones, D. E., Coleman, P. J., Colburn, D. S., Dyal, P., and Sonett, C. P.: Saturn's Magnetosphere and Its Interaction With the Solar Wind, *J. Geophys. Res.*, 85, 5655–5674, 1980.