



HAL
open science

Singular arcs in the generalized Goddard's Problem

J. Frederic Bonnans, Pierre Martinon, Emmanuel Trélat

► **To cite this version:**

J. Frederic Bonnans, Pierre Martinon, Emmanuel Trélat. Singular arcs in the generalized Goddard's Problem. Journal of Optimization Theory and Applications, 2008, 139 (2), pp.439–461. <hal-00312010>

HAL Id: hal-00312010

<https://hal.science/hal-00312010v1>

Submitted on 24 Aug 2008

HAL is a multi-disciplinary open access archive for the deposit and dissemination of scientific research documents, whether they are published or not. The documents may come from teaching and research institutions in France or abroad, or from public or private research centers.

L'archive ouverte pluridisciplinaire **HAL**, est destinée au dépôt et à la diffusion de documents scientifiques de niveau recherche, publiés ou non, émanant des établissements d'enseignement et de recherche français ou étrangers, des laboratoires publics ou privés.



HAL Authorization

Singular arcs in the generalized Goddard's Problem*

F. Bonnans[†] P. Martinon[‡] E. Trélat[§]

revised version - 25/07/2007

Abstract

We investigate variants of Goddard's problems for nonvertical trajectories. The control is the thrust force, and the objective is to maximize a certain final cost, typically, the final mass. In this article, performing an analysis based on the Pontryagin Maximum Principle, we prove that optimal trajectories may involve singular arcs (along which the norm of the thrust is neither zero nor maximal), that are computed and characterized. Numerical simulations are carried out, both with direct and indirect methods, demonstrating the relevance of taking into account singular arcs in the control strategy. The indirect method we use is based on our previous theoretical analysis and consists in combining a shooting method with an homotopic method. The

*Support from the French space agency CNES (Centre National d'Etudes Spatial) is gratefully acknowledged.

[†]Senior Research Scientist, CMAP UMR CNRS 7641, Ecole Polytechnique, and INRIA Futurs, 91128 Palaiseau, France (Frederic.Bonnans@polytechnique.edu)

[‡]Post-doctoral student, CMAP UMR CNRS 7641, Ecole Polytechnique, and INRIA Futurs, 91128 Palaiseau, France (martinon@cmmap.polytechnique.fr)

[§]Professor of Mathematics, Université d'Orléans, Math., Labo. MAPMO, UMR CNRS 6628, Route de Chartres, BP 6759, 45067 Orléans cedex 2, France (Emmanuel.Trelat@univ-orleans.fr), and CMAP, UMR CNRS 7641, Ecole Polytechnique, and INRIA Futurs, 91128 Palaiseau, France.

homotopic approach leads to a quadratic regularization of the problem and is a way to tackle with the problem of nonsmoothness of the optimal control.

Keywords: Optimal control, Goddard's problem, singular trajectories, shooting method, homotopy, direct methods.

1 Introduction

The classical Goddard's problem (see [1, 2, 3, 4, 5]) consists in maximizing the final altitude of a rocket with vertical trajectory, the controls being the norm and direction of the thrust force. Due to nonlinear effects of aerodynamic forces, the optimal strategy may involve subarcs along which the thrust is neither zero nor equal to its maximal value, namely, since the control variable enters linearly in the dynamics and the cost function is over the final cost, *singular arcs*. A natural extension of this model for nonvertical trajectories is the control system

$$\begin{aligned} \dot{r} &= v, \\ \dot{v} &= -\frac{D(r, v)}{m} \frac{v}{\|v\|} - g(r) + C \frac{u}{m}, \\ \dot{m} &= -b\|u\|, \end{aligned} \tag{1}$$

where the state variables are $r(t) \in \mathbb{R}^3$ (position of the spacecraft), $v(t) \in \mathbb{R}^3$ (velocity vector) and $m(t)$ (mass of the engine). Also, $D(r, v) > 0$ is the drag component, $g(r) \in \mathbb{R}^3$ is the usual gravity force, and b is a positive real number depending on the engine. The thrust force is $Cu(t)$, where $C > 0$

is the maximal thrust, and the control is the normalized thrust $u(t) \in \mathbb{R}^3$, submitted to the constraint

$$\|u(t)\| \leq 1. \quad (2)$$

The real number $b > 0$ is such that the speed of ejection is C/b . Here, and throughout the paper, $\| \cdot \|$ denotes the usual Euclidean norm in \mathbb{R}^3 .

We consider the optimal control problem of steering the system from a given initial point

$$r(0) = r_0, \quad v(0) = v_0, \quad m(0) = m_0, \quad (3)$$

to a certain target $M_1 \subset \mathbb{R}^7$, in time t_f that may be fixed or not, while maximizing a final cost. For the moment, there is no need to be more specific with final conditions and the cost. In real applications, the problem is typically to reach a given orbit, either in minimal time with a constraint on the final mass, or by maximizing the final mass, or a compromise between the final mass and time to reach the orbit. In our numerical experiments we will study the problem of maximizing the final mass (i.e., minimizing the fuel consumption) subject to a fixed final position $r(t_f) = r_f$, the final velocity vector and final time being free.

Depending on the features of the problem (initial and final conditions, mass/thrust ratio, etc), it is known that control strategies that consist in choosing the control so that $\|u(t)\|$ is piecewise constant all along the flight,

either equal to 0 or to the maximal authorized value 1, may not be optimal, as a consequence of the high values of the drag for high speed. Optimal trajectories may indeed involve singular arcs, and it is precisely the aim to this article to perform such an analysis and prove that the use of singular arcs is relevant in the problem of launchers.

The article is structured as follows. In Section 2, we recall the Pontryagin Maximum Principle, and the concept of singular trajectories. A precise analysis of the optimal control problem is performed in Section 3, where extremals are derived, and singular trajectories are computed. Theorem 1 makes precise the structure of the optimal trajectories. Section 4 is devoted to numerical simulations. The problem is first implemented with indirect methods, based on our theoretical analysis with the maximum principle, and, numerically, our method uses a shooting method combined with an homotopic approach. The homotopic method, leading to a quadratic regularization, permits to tackle with the problem of nonsmoothness of the optimal control. Experiments are also made using direct methods, i.e., by discretizing control variables and solving the resulting nonlinear optimization problem. Less precise than the indirect one, this method permits however to validate our approach by checking that results are consistent with the previously computed solution.

Our results show, as expected, that taking into account singular arcs in the control strategy permits to improve slightly the optimization criterion. The numerical simulations presented in this paper, using a simplified and more academic model and set of parameters, constitute the first step in the

study of a realistic launcher problem.

2 Preliminaries

In this section we recall a general version of the Pontryagin Maximum Principle (see [6], and for instance [7] for its practical application), and a definition and characterizations of singular arcs.

Consider the autonomous control system in \mathbb{R}^n

$$\dot{x}(t) = f(x(t), u(t)), \quad (4)$$

where $f : \mathbb{R} \times \mathbb{R}^n \times \mathbb{R}^m \longrightarrow \mathbb{R}^n$ is of class C^1 , and where the controls are measurable and bounded functions defined on a subinterval $[0, t_e(u)[$ of \mathbb{R}^+ with values in $\Omega \subset \mathbb{R}^m$. Let M_0 and M_1 be subsets of \mathbb{R}^n . Denote by \mathcal{U} the set of admissible controls u , whose associated trajectories are well defined and join an initial point in M_0 to a final point in M_1 , in time $t(u) < t_e(u)$.

Define the cost of a control u on $[0, t]$ by

$$C(t, u) = \int_0^t f^0(x(s), u(s)) ds + g^0(t, x(t)),$$

where $f^0 : \mathbb{R}^n \times \mathbb{R}^m \longrightarrow \mathbb{R}$ and $g^0 : \mathbb{R} \times \mathbb{R}^n \rightarrow \mathbb{R}$ are of class C^1 , and $x(\cdot)$ is the trajectory solution of (1) associated to the control u .

Consider the optimal control problem of finding a trajectory joining M_0 to M_1 and minimizing the cost. The final time may be free or not.

2.1 Pontryagin Maximum Principle

According to the Pontryagin Maximum Principle (see [6]), if the control $u \in \mathcal{U}$ associated to the trajectory $x(\cdot)$ is optimal on $[0, T]$, then there exists an absolutely continuous mapping $p(\cdot) : [0, T] \rightarrow \mathbb{R}^n$ called *adjoint vector*, and a real number $p^0 \leq 0$, such that the couple $(p(\cdot), p^0)$ is nontrivial, and such that, for almost every $t \in [0, T]$,

$$\begin{aligned} \dot{x}(t) &= \frac{\partial H}{\partial p}(x(t), p(t), p^0, u(t)), \\ \dot{p}(t) &= -\frac{\partial H}{\partial x}(x(t), p(t), p^0, u(t)), \end{aligned} \tag{5}$$

where $H(x, p, p^0, u) = \langle p, f(x, u) \rangle + p^0 f^0(x, u)$ is the *Hamiltonian* of the optimal control problem. Moreover, the function

$$t \mapsto \max_{v \in \Omega} H(x(t), p(t), p^0, v)$$

is constant on $[0, T]$, and the *maximization condition*

$$H(x(t), p(t), p^0, u(t)) = \max_{v \in \Omega} H(x(t), p(t), p^0, v) \tag{6}$$

holds almost everywhere on $[0, T]$.

Moreover, if the final time T to join the target set M_1 is free, then

$$\max_{v \in \Omega} H(x(t), p(t), p^0, v) = -p^0 \frac{\partial g^0}{\partial t}(T, x(T)). \tag{7}$$

for every $t \in [0, T]$.

Furthermore, if M_0 and M_1 (or just one of them) are submanifolds of

\mathbb{R}^n having tangent spaces in $x(0) \in M_0$ and $x(T) \in M_1$, then the adjoint vector can be chosen so as to satisfy the *transversality conditions* at both extremities (or just one of them)

$$p(0) \perp T_{x(0)}M_0 \tag{8}$$

and

$$p(T) - p^0 \frac{\partial g^0}{\partial x}(T, x(T)) \perp T_{x(T)}M_1. \tag{9}$$

An *extremal* of the optimal control problem is a fourth-tuple $(x(\cdot), p(\cdot), p^0, u(\cdot))$ solution of (5) and (6). If $p^0 = 0$, then the extremal is said to be *abnormal*, and if $p^0 \neq 0$ then the extremal is said to be *normal*.

2.2 Singular arcs

Given $x_0 \in \mathbb{R}^n$ and two real numbers t_0, t_1 , with $t_0 < t_1$, denote by $\mathcal{U}_{x_0, t_0, t_1}$ the set of controls $u \in L^\infty([t_0, t_1], \Omega_1)$, with Ω_1 an open subset of Ω , such that the trajectory $t \mapsto x(t, x_0, t_0, u)$, solution of (1), associated with the control u on $[t_0, t_1]$, and such that $x(t_0) = x_0$, is well defined on $[t_0, t_1]$. Define the *end-point mapping* E_{x_0, t_0, t_1} by $E_{x_0, t_0, t_1}(u) := x(t_1, x_0, t_0, u)$, for every $u \in \mathcal{U}_{x_0, t_0, t_1}$. It is classical that $E_{x_0, t_0, t_1} : \mathcal{U}_{x_0, t_0, t_1} \rightarrow \mathbb{R}^n$ is a smooth map.

A control $u \in \mathcal{U}_{x_0, t_0, t_1}$ is said to be *singular* if u is a critical point of the end-point mapping E_{x_0, t_0, t_1} , i.e., its differential $dE_{x_0, t_0, t_1}(u)$ at u is not surjective. In this case, the trajectory $x(\cdot, x_0, t_0, u)$ is said to be *singular* on $[t_0, t_1]$.

Recall the two following standard characterizations of singular controls (see [8, 6]). A control $u \in \mathcal{U}_{x_0, t_0, t_1}$ is singular if and only if the linearized system along the trajectory $x(\cdot, x_0, t_0, u)$ on $[t_0, t_1]$ is not controllable. This is also equivalent to the existence of an absolutely continuous mapping $p_1 : [t_0, t_1] \rightarrow \mathbb{R}^n \setminus \{0\}$ such that, for almost every $t \in [t_0, t_1]$,

$$\dot{x}(t) = \frac{\partial H_1}{\partial p}(x(t), p_1(t), u(t)), \quad \dot{p}(t) = -\frac{\partial H_1}{\partial x}(t, x(t), p_1(t), u(t)),$$

$$\frac{\partial H_1}{\partial u}(x(t), p_1(t), u(t)) = 0,$$

where $H_1(x, p_1, u) = \langle p_1, f(x, u) \rangle$ is the Hamiltonian of the system.

Note that singular trajectories coincide with projections of abnormal extremals for which the maximization condition (6) reduces to $\frac{\partial H}{\partial u} = 0$.

For a given trajectory $x(\cdot)$ of the system (1) on $[0, T]$, associated to a control $u \in \mathcal{U}_{x(0), 0, T}$, we say that $x(\cdot)$ involves a singular arc, defined on the subinterval $[t_0, t_1] \subset [0, T]$, whenever the control $u|_{[t_0, t_1]}$ for the control system restricted to $[t_0, t_1]$ is singular.

In the case when the dynamics f and the instantaneous cost f^0 are linear in the control u , a singular arc corresponds to an arc along which one is unable to compute the control *directly* from the maximization condition of the Pontryagin maximum principle (at the contrary of the bang-bang situation). Indeed, in this case, the above condition $\frac{\partial H_1}{\partial u} = 0$ along the arc means that some function (called switching function) vanishes identically along the arc. Then, it is well known that, in order to derive an expression of the control along such an arc, one has to differentiate this relation until

the control appears explicitly. It is also well known that such singular arcs, whenever they occur, may be optimal. Their optimal status may be proved using generalized Legendre-Clebsch type conditions or the theory of conjugate points (see [9, 10], or see [11, 12] for a complete second-order optimality theory of singular arcs).

3 Analysis of the optimal control problem

With respect to the notations used in the previous section, we set

$$x = \begin{pmatrix} r \\ v \\ m \end{pmatrix} \in \mathbb{R}^3 \times \mathbb{R}^3 \times \mathbb{R}, \quad f(x, u) = \begin{pmatrix} v \\ -\frac{D(r,v)}{m} \frac{v}{\|v\|} - g(r) + C \frac{u}{m} \\ -b\|u\| \end{pmatrix},$$

and $f^0 = 0$. Here, the set Ω of constraints on the control is the closed unit ball of \mathbb{R}^3 , centered at 0.

Consider the optimal control problem of minimizing some final cost $g^0(t_f, x(t_f))$, for the control system (1), with initial conditions (3) and final conditions $x(t_f) \in M_1$ in time t_f which may be free or not.

We make the following assumption.

Assumption (H). The function g^0 is such that:

- either the final mass $m(t_f)$ is free, and $\frac{\partial g^0}{\partial m} \neq 0$,
- or the final time t_f is free, and $\frac{\partial g^0}{\partial t} \neq 0$.

In the first situation, the target set $M_1 \subset \mathbb{R}^7$ can be written as $M_1 = N_1 \times \mathbb{R}$, where N_1 is a subset of \mathbb{R}^6 . A typical example is the problem of

maximizing the final mass, for which $g^0(t, x) = -m$. If the final condition is $r(t_f) = r_1$ and $\|v(t_f)\| = a$, then $M_1 = \{r_1\} \times S(0, a) \times \mathbb{R}$, where $S(0, a)$ is the sphere of \mathbb{R}^3 , centered at 0, with radius a .

In the second situation, a typical example is the minimal time problem to reach some target. In this case, $g^0(t, x) = t$.

3.1 Computation of extremals

According to Section 2.1, the Hamiltonian of the optimal control problem under consideration is

$$H = \langle p_r, v \rangle + \left\langle p_v, -\frac{D(r, v)}{m} \frac{v}{\|v\|} - g(r) + C \frac{u}{m} \right\rangle - p_m b \|u\|, \quad (10)$$

where $\langle \cdot, \cdot \rangle$ denotes the usual scalar product in \mathbb{R}^3 . Here, the adjoint vector is denoted by

$$p(t) = \begin{pmatrix} p_r(t) \\ p_v(t) \\ p_m(t) \end{pmatrix} \in \mathbb{R}^3 \times \mathbb{R}^3 \times \mathbb{R}.$$

In what follows, we assume the mappings D and g to be of class C^1 . Applying Pontryagin's Maximum Principle leads to the adjoint equations

$$\begin{aligned} \dot{p}_r &= \frac{1}{m} \frac{\langle p_v, v \rangle}{\|v\|} \frac{\partial D}{\partial r} + \left\langle p_v, \frac{\partial g}{\partial r} \right\rangle, \\ \dot{p}_v &= -p_r + \frac{1}{m} \frac{\langle p_v, v \rangle}{\|v\|} \frac{\partial D}{\partial v} + \frac{D}{m} \frac{p_v}{\|v\|} - \frac{D}{m} \langle p_v, v \rangle \frac{v}{\|v\|^3}, \\ \dot{p}_m &= \frac{1}{m} \left\langle p_v, -\frac{D(r, v)}{m} \frac{v}{\|v\|} + C \frac{u}{m} \right\rangle. \end{aligned} \quad (11)$$

Moreover, if u is an optimal control on $[0, t_f]$, then, for almost every $t \in [0, t_f]$, $u(t)$ maximizes the function

$$\Phi_t(w) := \frac{C}{m(t)} \langle p_v(t), w \rangle - b p_m(t) \|w\|,$$

among all possible $w \in \mathbb{R}^3$ such that $\|w\| \leq 1$.

The next technical lemma is the first step in the analysis of extremals.

Lemma 3.1. *If there exists $t_0 \in [0, t_f]$ such that $p_r(t_0) = p_v(t_0) = 0$, then $p_r(t) = p_v(t) = 0$, and $p_m(t) = p_m(t_f)$, for every $t \in [0, t_f]$. Moreover, $p_m(t_f) \neq 0$, and if $p_m(t_f) > 0$ then $u(t) = 0$ on $[0, t_f]$, otherwise $\|u(t)\| = 1$ on $[0, t_f]$.*

Proof. The first statement follows immediately from a uniqueness argument applied to the system (11). It follows from the expression of the Hamiltonian function that, if $p_m(t) > 0$, then $u(t) = 0$, and if $p_m(t) < 0$, then $\|u(t)\| = 1$. In the first case of Assumption (H), the transversality condition (9) yields in particular

$$p_m(t_f) = p^0 \frac{\partial g^0}{\partial m}(t_f, x(t_f)).$$

Therefore, $p_m(t)$ cannot be equal to zero (otherwise the adjoint vector (p, p^0) would be zero, contradicting the maximum principle). In the second case of Assumption (H), it follows from (7) and (10) that

$$p_m(t) b \|u(t)\| = p^0 \frac{\partial g^0}{\partial t}(t_f, x(t_f)).$$

Therefore, similarly, $p_m(t)$ cannot be equal to zero. The conclusion follows. \square

An extremal satisfying the conditions of Lemma 3.1 (ie $p_r(t) = p_v(t) = 0$ for every $t \in [0, t_f]$) is called *degenerate*. For such extremals, the control is either identically equal to zero, or of maximal norm, along the whole trajectory. Such kind of trajectories can be excluded for practical applications and are thus discarded in the sequel.

Lemma 3.2. *Consider a nondegenerate extremal. Then:*

1. *The set $\mathcal{T} := \{t \in [0, t_f] \mid p_v(t) = 0\}$ has a finite cardinal.*
2. *There exists a measurable function α on $[0, t_f]$, with values in $[0, 1]$, such that*

$$u(t) = \alpha(t) \frac{p_v(t)}{\|p_v(t)\|}, \quad \text{a.e. on } [0, t_f]. \quad (12)$$

3. *Set $\Psi(t) := \frac{C}{m(t)} \|p_v(t)\| - bp_m(t)$. Then,*

$$\alpha(t) = \begin{cases} 0 & \text{if } \Psi(t) < 0, \\ 1 & \text{if } \Psi(t) > 0. \end{cases}$$

Proof. If $t \in \mathcal{T}$, then by the costate equation (11), $\dot{p}_v(t) = -p_r(t)$ is not zero (since the extremal is not degenerate). Therefore \mathcal{T} has only isolated points, and hence, has a finite cardinal.

Writing $w = \alpha d$, with $\alpha = \|w\|$ and d of unit norm, we get $\Phi_t(w) = \alpha \left(\frac{C}{m(t)} \langle p_v(t), d \rangle - bp_m(t) \right)$. Since $p_v(t) \neq 0$ a.e., points 2 and 3 of the lemma follow immediately from the maximization condition. \square

The continuous function Ψ defined in Lemma 3.2 is called *switching function*. In the conditions of the lemma, the extremal control is either equal

to 0, or saturating the constraint and of direction $p_v(t)$. The remaining case, not treated in this lemma and analyzed next, is the case where the function Ψ vanishes on a (closed) subset $I \subset [0, t_f]$ of positive measure.

Remark 3.1. Let $[t_0, t_1]$ be a subinterval of I on which $\alpha(t) > 0$. Then, the control $u|_{[t_0, t_1]}$ is singular.

Indeed, it suffices to notice that, using (12),

$$\frac{\partial \Phi_t}{\partial w}(u(t)) = \left(\frac{C}{m(t)} \|p_v(t)\| - bp_m(t) \right) \frac{p_v(t)}{\|p_v(t)\|} = \Psi(t) \frac{p_v(t)}{\|p_v(t)\|},$$

and to use the Hamiltonian characterization of singular controls recalled in Section 2.2.

Singular arcs may thus occur in our problem whenever Ψ vanishes, and we next provide an analysis of that case, and show how to derive an expression of such singular controls.

3.2 Analysis of singular arcs

Throughout this section, we assume that

$$\Psi(t) = \frac{C}{m(t)} \|p_v(t)\| - bp_m(t) = 0 \tag{13}$$

for every $t \in I$, where I is a (closed) measurable subset of $[0, t_f]$ of positive Lebesgue measure.

Usually, singular controls are computed by derivating this relation with respect to t , until u appears explicitly. The following result is required (see [13, Lemma p. 177]).

Lemma 3.3. *Let a, b be real numbers such that $a < b$, and $f : [a, b] \rightarrow \mathbb{R}$ be an absolutely continuous function. Let J be a subset of $\{t \in [a, b] \mid f(t) = 0\}$ of positive Lebesgue measure. Then $f'(t) = 0$ a.e. on J .*

Using this lemma, and extremal equations (11), one gets, for a.e. $t \in I$,

$$\dot{\Psi}(t) = \frac{bC}{m(t)^2} (\|p_v(t)\| \|u(t)\| - \langle p_v(t), u(t) \rangle) + \Xi(r(t), v(t), m(t), p(t)) = 0, \quad (14)$$

where the function

$$\begin{aligned} \Xi(r, v, m, p) = \frac{Db}{m^2 \|v\|} \langle p_v, v \rangle + \frac{C}{m \|p_v\|} \left(\langle p_v, p_r \rangle + \frac{\langle p_v, v \rangle}{m \|v\|} \left\langle \frac{\partial D}{\partial v}, p_v \right\rangle \right. \\ \left. + \frac{\partial D}{\partial m} \frac{\|p_v\|^2}{m \|v\|} - \frac{D}{m} \frac{\langle p_v, v \rangle^2}{\|v\|^3} \right) \end{aligned}$$

does not depend on u . From Lemma 3.2, the relation (12) holds almost everywhere, and hence the first term of (14) vanishes. Therefore,

$$\dot{\Psi}(t) = \Xi(r(t), v(t), m(t), p(t)) = 0, \quad (15)$$

for almost every $t \in I$ (actually over every subinterval of positive measure, since the above expression is continuous).

Relations (13) and (14) are two constraint equations, necessary for the existence of a singular arc. Derivating once more, using Lemma 3.3, leads to

$$\ddot{\Psi}(t) = 0, \quad \text{a.e. on } I. \quad (16)$$

The control u is expected to appear explicitly in this latter relation. However, since calculations are too lengthy to be reported here, we next explain

how (16) permits to derive an expression for $\alpha(t)$, and hence, from (12), an expression for $u(t)$. When derivating (15), the terms where the control u appears are the terms containing \dot{v} , \dot{p}_m , and \dot{m} . Recall that $\dot{m} = -b\|u\|$, that $\dot{p}_m = \frac{1}{m}\langle p_v, -\frac{D(r,v)}{m}\frac{v}{\|v\|} + C\frac{u}{m}\rangle$, and that \dot{v} is affine in u . Hence, since $\alpha(t) \geq 0$, it is not difficult to see that this derivation leads to an equation of the form

$$A(r, v, m, p_r, p_v, p_m)\alpha = B(r, v, m, p_r, p_v, p_m), \quad (17)$$

almost everywhere on I . This relation should be "generically" nontrivial, that is, the coefficient A should not be equal to zero. This fact proves to hold true on numerical simulations. We explain below rigorously why this is true generically at least in the case of a scalar control (recall that we deal here with a three-dimensional control). For a scalar control, the control system (1) is of the form

$$\dot{q} = f_0(q) + uf_1(q), \quad (18)$$

where f_0 and f_1 are smooth vector fields, and q is the state. In this case, it is well known (see e.g. [8]) that, if u is a singular control on I , then there must exist an adjoint vector p such that

$$\langle p, f_1(q) \rangle = 0 \quad \text{on } I, \quad (19)$$

$$\langle p, [f_0, f_1(q)] \rangle = 0 \quad \text{on } I, \quad (20)$$

$$\langle p, [f_0, [f_0, f_1(q)]] + u\langle p, [f_1, [f_0, f_1(q)]] \rangle = 0 \quad \text{a.e. on } I. \quad (21)$$

The situation encountered here for 3D Goddard's problem is similar to that

case: Equations (19), (20), (21), are respectively similar to Equations (13), (15), (16); Equations (19), (20) (similarly, Equations (13), (15)) are constraint equations, and Equation (21) (similarly, Equation (16)) permits in general to derive an expression for the control u . The term "generic" employed above can now be made more precise: it is proved in [14] that there exists an open and dense (in the sense of Whitney) subset \mathcal{G} of the set of couples of smooth vector fields such that, for every control system (18) with $(f_0, f_1) \in \mathcal{G}$, the set where $\langle p, [f_1, [f_0, f_1(q)]] \rangle$ vanishes has measure zero, and hence Equation (21) always permits to derive u . Additionally, we can notice that the classical one-dimensional Goddard problem can be formulated as a particular case of the general 3D problem described here. In this case, it is well known that the second derivative of the switching function provides the expression of the singular control, so we can safely assume that 17 is nontrivial for the restriction to the 1D problem. Based on these arguments, we should expect the coefficient A of Equation (17) to be non zero in general. This is indeed the case in our numerical simulations presented next. Of course, once $\alpha(t)$ has been determined, one has to check (numerically) that $0 \leq \alpha(t) \leq 1$, so that the constraint $\|u\| \leq 1$ is indeed satisfied. Here also, numerical simulations show the existence and admissibility of such singular arcs (see Section 4).

3.3 Conclusion

We sum up the previous results in the following theorem.

Theorem 1. *Consider the optimal control problem of maximizing a fi-*

nal cost $g^0(t_f, x(t_f))$, for the control system (1), with initial conditions (3) and final conditions $x(t_f) \in M_1$. We assume that Assumption (H) holds. Let u be an optimal control defined on $[0, t_f]$, associated to the trajectory $(r(\cdot), v(\cdot), m(\cdot))$. Then, there exist absolutely continuous mappings $p_r(\cdot) : [0, t_f] \rightarrow \mathbb{R}^3$, $p_v(\cdot) : [0, t_f] \rightarrow \mathbb{R}^3$, $p_m(\cdot) : [0, t_f] \rightarrow \mathbb{R}$, and a real number $p^0 \leq 0$, such that $(p_x(\cdot), p_v(\cdot), p_m(\cdot), p^0)$ is nontrivial, and such that Equations (11) hold a.e. on $[0, t_f]$. Define the switching function Ψ on $[0, t_f]$ by

$$\Psi(t) = \frac{C}{m(t)} \|p_v(t)\| - bp_m(t).$$

Then,

- if $\Psi(t) < 0$ then $u(t) = 0$;
- if $\Psi(t) > 0$ then $u(t) = \frac{p_v(t)}{\|p_v(t)\|}$;
- if $\Psi(t) = 0$ on a subset $I \subset [0, t_f]$ of positive Lebesgue measure, then Equation (15) must hold on I , and

$$u(t) = \alpha(t) \frac{p_v(t)}{\|p_v(t)\|} \quad \text{a.e. on } I,$$

where $\alpha(t) \in [0, 1]$ is determined by (17).

Remark 3.2. The optimal control is piecewise either equal to zero, or saturating the constraint with the direction of $p_v(t)$, or is singular. Notice that, in all cases, it is collinear to $p_v(t)$, with the same direction.

Remark 3.3 (Optimality status). The maximum principle is a necessary condition for optimality. Second-order sufficient conditions are usually charac-

terized in terms of conjugate points (see e.g. [11, 12]). Unfortunately standard theories do not apply here for two reasons: first, the equation in $m(t)$ involves the term $\|u(t)\|$ which is not smooth; second, the structure of trajectories stated in the theorem involves both bang arcs and singular arcs, and up to now a theory of conjugate points that would treat this kind of trajectory.

We mention however below a trick, specific to the form of our system, which permits to apply the standard theory of conjugate points on every subinterval J of $[0, t_f]$ on which u is singular and $0 < \|u(t)\| < 1$. Let J be such a subinterval. Then, $\dot{m} \neq 0$ a.e. on J , and the system can be reparametrized by $-m(t)$. Then, denoting $q = (r, v)$, system (1) yields

$$\frac{dq}{dm} = \frac{1}{\|u\|} f(m, q) + \frac{u_1}{\|u\|} g_1(m, q) + \frac{u_2}{\|u\|} g_2(m, q) + \frac{u_3}{\|u\|} g_3(m, q).$$

Now, set

$$v = \frac{1}{\|u\|}, \text{ and } \frac{u_1}{\|u\|} = \cos \theta_1 \cos \theta_2, \quad \frac{u_2}{\|u\|} = \cos \theta_1 \sin \theta_2, \quad \frac{u_3}{\|u\|} = \sin \theta_2,$$

and consider as new control the control $\tilde{u} = (v, \theta_1, \theta_2)$. Notice that the controls θ_1 and θ_2 are unconstrained, and that v must satisfy the constraint $v \geq 1$. However, along the interval J it is assumed that $0 < \|u(t)\| < 1$, and thus v does not saturate the constraint. Hence, the standard theory of conjugate points applies and the local optimality status of the trajectory between its extremities on J can be numerically checked, for instance using the code *COTCOT* (Conditions of Order Two and COnjugate times),

available on the web¹, developed in [12]. This reference provides algorithms to compute the first conjugate time (where the trajectory ceases to be optimal) along a smooth extremal curve, based on theoretical developments of geometric optimal control using second order optimality conditions. The computations are related to a test of positivity of the intrinsic second order derivative or a test of singularity of the extremal flow.

It can be checked as well that every smooth sub-arc of the trajectory is locally optimal between its extremities. However, the problem of proving that the *whole* trajectory (i.e., a succession of bang and singular arcs) is locally optimal is open. Up to now no conjugate point theory exists to handle that type of problem. Of course, one could make vary the times of switchings but this only permits to compare the trajectory with other trajectories having exactly the same structure. A sensitivity analysis is actually required to treat trajectories involving singular subarcs.

4 Numerical experiments

In this section, we provide numerical simulations showing the relevance of singular arcs in the complete Goddard's Problem. For given boundary conditions, the optimal trajectory is first computed using *indirect methods* (shooting algorithm) combined with an homotopic approach. Then we use a *direct method* (based on the discretization of the problem) to check the obtained solution. All numerical experiments were led on a standard computer (Pentium 4, 2.6 GHz).

¹<http://www.n7.fr/apo/cotcot>

4.1 Numerical values of the parameters of the model

We implement the optimal control problem of maximizing $m(t_f)$ for the system (1), with the constraint (2). The equations of motion can be made dimension free by scaling the equations and choosing the model parameters in terms of $r(0)$, $m(0)$, and g_0 . We follow [15] and set the following parameters.

- $g_0 = r_0 = m_0 = 1$.
- $C = 3.5$, $b = 7$.
- Drag $D(r, v) = K_D \|v\|^2 e^{-500(\|r\|-1)}$ with $K_D = 310$.
- Initial and final conditions

$$r_0 = (0.999949994, 0.0001, 0.01), \quad v_0 = (0, 0, 0), \quad m_0 = 1,$$

$$r_f = (1.01, 0, 0), \quad v_f \text{ is free}, \quad m_f \text{ is free.}$$

$$t_f \text{ is free.}$$

With the scaled equations, $r = 1$ corresponds to a distance of $6378km$ (Earth radius), $v = 1$ to a speed of $7910m.s^{-1}$ and $t = 1$ to a time of $806s$. The prescribed final position is therefore at an altitude of $63.78km$, and $r_2(0)$ being small, the trajectory will be nearly planar (this is consistent with the case of a real launch from a nearly equatorial base to a geostationary transfer orbit).

4.2 Numerical simulations with indirect methods

In our simulations presented hereafter, we prefer to express the objective of the optimal control problem in the following form.

Maximizing $m(t_f)$ is equivalent to minimizing the cost

$$\int_0^{t_f} \|u(t)\| dt,$$

and we assume that there are no minimizing abnormal extremals, therefore the adjoint vector can be normalized so that $p^0 = -1$. The results of the simulations are consistent with this assumption.

According to Section 2.1, the Hamiltonian of the optimal control problem under consideration is

$$H = \langle p_r, v \rangle + \left\langle p_v, -\frac{D(r, v)}{m} \frac{v}{\|v\|} - g(r) + C \frac{u}{m} \right\rangle - (1 + bp_m)\|u\|,$$

The only difference with the Hamiltonian in 2.1 for the *Max* $m(t_f)$ objective is the additional “ -1 ” in the $\|u\|$ term, which leads to the switching function $\psi(t) = \frac{C}{m(t)}\|p_v(t)\| - (1 + bp_m(t))$,

- if $\psi(t) < 0$ then $u(t) = 0$;
- if $\psi(t) > 0$ then $u(t) = \frac{p_v(t)}{\|p_v(t)\|}$;
- if $\psi(t) = 0$ on $I \subset [0, t_f]$, then Equation (15) must hold on I , the control u is singular, and

$$u(t) = \alpha(t) \frac{p_v(t)}{\|p_v(t)\|} \quad \text{a.e. on } I,$$

where $\alpha(t) \in [0, 1]$ is determined by (17). We check numerically that $0 \leq \alpha(t) \leq 1$.

Furthermore, on a singular subarc, derivating the switching function twice yields the expression of α via a relation of the form $A(x, p)\alpha = B(x, p)$, see (17). The computations are actually quite tedious to do by hand, and we used the symbolic calculus tool MAPLE. The expressions of A and B are quite complicated and are not reported here.

The free final time problem is formulated as a fixed final time one via the usual time transformation $t = t_f s$, with $s \in [0, 1]$ and t_f an additional component of the state vector, such that $\dot{t}_f = 0$ and $t_f(0), t_f(1)$ are free, with the associated costate satisfying $p_{t_f}^i = -H$. All the graphs in the following will use this normalized time interval $[0, 1]$.

Transversality conditions on the adjoint vector yield $p_v(1) = (0 \ 0 \ 0)$, $p_m(1) = 0$, and $p_{t_f}(0) = p_{t_f}(1) = 0$. The unknown of the shooting function S is therefore

$$z = (t_f, p_r(0), p_v(0), p_m(0)) \in \mathbf{R}^8 .$$

4.2.1 Homotopic approach

In the indirect approach, it is necessary to get some information on the structure of the solutions, namely, to know a priori the number and approximate location of singular arcs. To this aim, we perform a continuation (or *homotopic*) approach, and regularize the original problem by adding a quadratic ($\|u\|^2$) term to the objective, as done for instance in [16, 17]. The general meaning of continuation is to solve a difficult problem by starting from the known solution of a somewhat related, but easier problem. Here,

we regularize the cost function by considering an homotopic connection with an energy,

$$\int_0^{t_f} (\|u(t)\| + (1 - \lambda)\|u(t)\|^2) dt, \quad (22)$$

where the parameter of the homotopy is $\lambda \in [0, 1]$. The resulting perturbed problem (P_λ) has a strongly convex Hamiltonian (with respect to u), with a continuous optimal control, and is much easier to solve than $(P) = (P_1)$. Assuming we have found a solution of (P_0) , we want to obtain a solution of (P) for $\lambda = 1$ (or at least sufficient information).

The continuation can be conducted manually, by solving iteratively a suitable sequence of problems $P_{(\lambda_k)}$ from $\lambda = 0$ to $\lambda = 1$. However, finding such a sequence can be quite difficult in practice, which is why we chose here to perform a full path-following continuation. Extensive documentation about path following methods can be found in [18], and we use here a *simplicial* method, which basically builds a piecewise linear approximation of the homotopy path over a triangulation of the research space. The reason behind the choice of this method over a more classical predictor-corrector continuation is that we expect the problem to be ill-conditioned, due to the presence of singular arcs, which is indeed the case in the numerical experiments.

4.2.2 Preliminary continuation on the atmosphere density

In our case, even solving the regularized problem (P_0) is not obvious, due to the aerodynamic forces (drag). For this reason, we introduce a preliminary

continuation on the atmosphere density, starting from a problem without atmosphere. Technically, this is done by using an homotopy with the modified parameter

$$K_D^\theta = \theta K_D, \quad \theta \in [0, 1],$$

where K_D appears in the model of the drag. The shooting method for the problem without atmosphere at $\theta = 0$ converges immediately with the trivial initialization $p_r(0) = (0.1, 0.1, 0.1)$, $p_v(0) = (0., 1, 0.1, 0.1)$, $p_m(0) = 0.1$ and $t_f = 0.1$. We would like to emphasize the fact that we have here no difficulties to find a starting point for the shooting method.

We then perform the first continuation from $\theta = 0$ to $\theta = 1$, gradually introducing aerodynamic forces. The solution we obtain is sufficient to initialize the shooting method at the beginning of the main homotopy.

Notice that a direct continuation on the atmosphere with the original non regularized problem (P) fails. During the continuation, the process abruptly diverges at a certain value for θ , certainly due to the appearance of the singular arc.

4.2.3 Main continuation on the quadratic regularization

We now perform the main continuation on the cost (22). Figure 1 represents the solutions for $\lambda = 0, 0.5$ and 0.8 . The shape on the switching function and of the control norm graphs are particularly interesting concerning suspicion of singular arcs. Indeed, we observe that, on a certain time interval (roughly

$[0.1, 0.4]$), the switching function comes closer to zero as λ increases, while the control norm keeps values in $(0, 1)$. These facts strongly suggest the appearance of a singular arc.

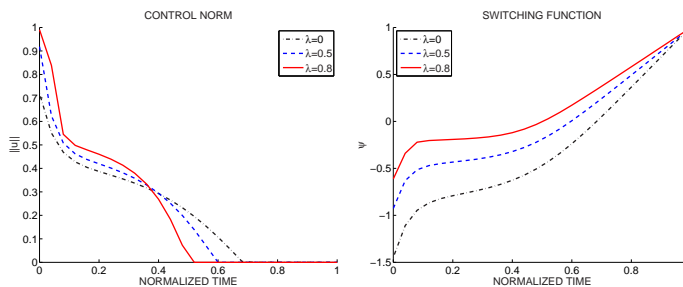


Figure 1: Main homotopy - $\|u\|$ and ψ for $\lambda = 0, 0.5$ and 0.8 .

Trying to go further with the continuation as $\lambda \rightarrow 1$ becomes extremely difficult since we lose the singular structure and encounter trajectories with incorrect bang-bang structures. However the knowledge of the solution for $\lambda = 0.8$ happens to be sufficient to solve the problem: it provides a good starting point for which the shooting method applied to the original problem (P) converges.

4.2.4 Shooting method applied to the original problem (P)

When implementing a shooting method (see for instance [19, 20, 21, 22]), the structure of the trajectory has to be known a priori. The structure of the control must be prescribed here by assigning a fixed number of interior switching times that correspond to junctions between nonsingular and sin-

gular arcs. These times $(t_i)_{i=1..n_{switch}}$ are part of the shooting unknowns and must satisfy some switching conditions. Each arc is integrated separately, and matching conditions must be verified at the switching times, as drawn on the diagram below.

Unknown: z

IVP unknown at t_0	(x^1, p^1)	...	(x^s, p^s)	t_1	...	t_s
----------------------	--------------	-----	--------------	-------	-----	-------

Value: $S_{Sing}(z)$

$Switch_{cond}(t_1)$	$Match_{cond}(t_1)$...	$Switch_{cond}(t_s)$	$Match_{cond}(t_s)$	TC(t_f)
----------------------	---------------------	-----	----------------------	---------------------	-------------

Here, matching conditions reduce to imposing state and costate continuity at the switching times.

A switching condition indicates a change of structure, which corresponds here to an extremity of a singular arc. Along such a singular arc, it is required that $\psi = \dot{\psi} = 0$. The control is computed using the relation $\ddot{\psi} = 0$. Therefore, using this expression of the control, switching conditions consist in imposing either $\psi = 0$ at the extremities of the singular arc, or $\psi = \dot{\psi} = 0$ at the beginning of the arc. In our simulations, we choose the latter solution which happens to provide better and more stable results.

The previous results, obtained with an homotopic approach, provide an indication on the expected structure of the optimal trajectory for the original problem (P). Inspection of Figure 1 suggests to seek a solution involving a singular arc on an interval $[t_1, t_2]$, with $t_0 < t_1 < t_2 < t_f$. As a starting point of the shooting method, we use the solution previously obtained with

the homotopy on the cost at $\lambda = 0.8$.

The IVP integration is performed with the RADAU5 code (see [23]), with absolute and relative tolerances of, respectively, 10^{-6} and 10^{-6} . The shooting method converges in 17 seconds, with a shooting function of norm $5 \cdot 10^{-4}$. In particular, the switching conditions at t_1 are well satisfied, with $(\psi, \dot{\psi}) = (2.00 \cdot 10^{-5}, 3.67 \cdot 10^{-7})$. The condition number for the shooting function is quite high (about 10^{12}), which was expected. The overall execution time of the whole approach (preliminary atmosphere homotopy, regularization homotopy, final shooting) is about 400 seconds.

The solution obtained has the following times

$$\frac{t_1}{t_f} = 1.054679 \cdot 10^{-1}, \quad \frac{t_2}{t_f} = 3.641707 \cdot 10^{-1}, \quad \text{and } t_f = 2.187344 \cdot 10^{-1}$$

with the initial costate value

$$\begin{aligned} p_r(0) &= (-6.9905, 6.4242 \cdot 10^{-3}, 6.4248 \cdot 10^{-1}) \\ p_v(0) &= (-0.2625, 4.2086 \cdot 10^{-4}, 4.2086 \cdot 10^{-2}) \\ p_m(0) &= 4.7515 \cdot 10^{-2} \end{aligned}$$

The evolution of altitude, speed and mass during the flight are represented on Figure 2. The prescribed altitude at $63.78km$ is reached after $176s$, including a singular arc of about $45s$. The final speed is about $550m.s^{-1}$, and the final mass is 60% of the initial mass m_0 (objective value is 0.3994). We show on Figure 3 the control (cartesian coordinates and norm) and

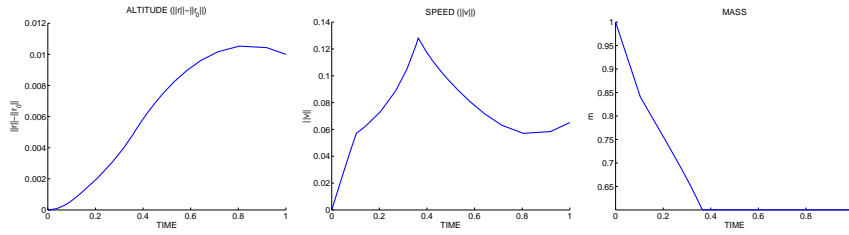


Figure 2: Solution with singular arc: altitude, speed and mass.

switching function. The singular arc is clearly visible on the control norm graph.

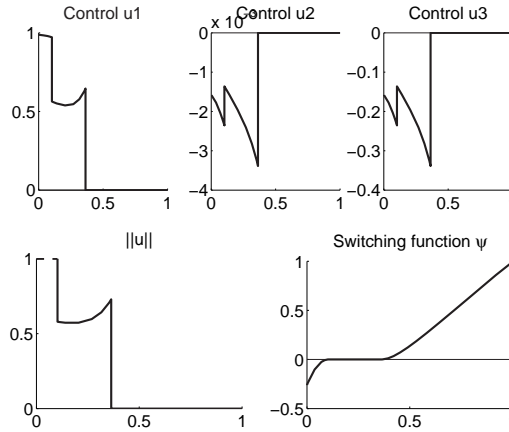


Figure 3: Solution with singular arc: control and switching function.

4.3 Numerical simulations with direct methods

In order to validate the solution obtained previously with the shooting algorithm, we next implement a direct method. Although direct methods can be very sophisticated (see for instance [19, 24]), we here use a very rough formulation, since our aim is just to check if the results are consistent with

our solution. We discretize the control using piecewise constant functions, and the state is integrated on $[0, t_f]$ with a basic fixed step Runge-Kutta fourth order formula. The values of the control at the discretization nodes, as well as the final time t_f , thus become the unknowns of a nonlinear constrained optimization problem, the constraints being the final conditions for the state. To solve the optimization problem, we use the IPOPT solver, which implements an interior point algorithm with a filter line-search method (see [24] for a complete description).

We chose spherical coordinates $u_i = (r, \theta, \psi), i = 1 \dots N$ for the 3D control instead of cartesian coordinates, as this makes the norm constraint $\|u\| \leq 1$ a simple bound constraint. With $N = 100$ integration steps, the unknown size is 901 (discretized 3D control + free final time), and we take as initialization

$$\begin{cases} u_i = (0.5, -0.1, 0), & i = 1 \dots N \\ t_f = 0.2 \end{cases}$$

We use as main options (see IPOPT manual) an error tolerance of 10^{-5} , SR1 update to approximate reduced Hessian, and augmented Lagrangian for the line search. The algorithm converges after 173 iterations (and 185 seconds) to a solution with a final time of 0.2188 and a criterion value of 0.3999. This solution is clearly consistent with the results of the shooting method, as shown on Figure 4, which represents the norm of the control for the shooting method solution and the direct method solution, as well as a

bang-bang solution (see below).

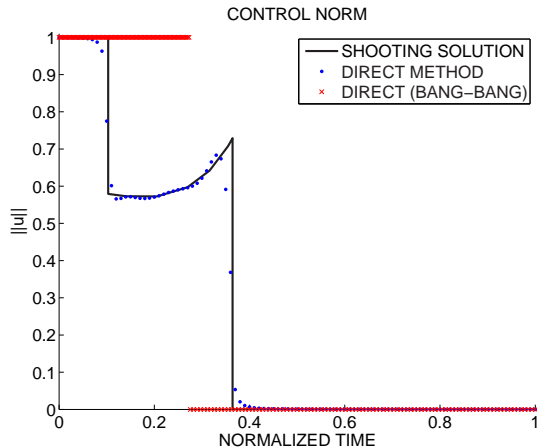


Figure 4: Control norm for the shooting and direct method.

Comparison with a bang-bang solution

Recall that the usual launch strategy consists in implementing piecewise controls either saturating the constraint or equal to zero. To prove the relevance of the use of singular controls in the control strategy, we next modify slightly the formulation above in order to find a bang-bang solution. Our aim is to demonstrate that taking into account singular arcs in the control strategy actually improves (as expected) the optimization criterion.

We set a “*on-off*” structure, with only one switching time t_{off} . The control is chosen so as to satisfy $\|u(t)\| = 1$ for $t_0 < t < t_{\text{off}}$, and $u(t) = 0$ for $t_{\text{off}} < t < t_f$. Here, the unknowns of the optimization problem are t_f , t_{off} and the direction of the control at the discretization nodes before t_{off} .

For the initialization, we keep the same values as before for the control direction and final time, and set $t_{\text{off}} = 0.05$. We obtain a solution with $t_f = 0.2105$, $t_{\text{off}} = 0.0580$, and the value of the criterion is 0.4061, which represents a loss of about 1.6% compared to the solution with a singular arc. On this academic example, the gain of the optimal strategy, involving a singular arc, over a pure bang-bang strategy, is quite small. This simplified problem is a first step in the study of a realistic launcher problem, and permits to illustrate the method.

4.4 Extension to more realistic physical models

The target application for this study is the computation of optimal trajectories for multi-stage heavy launchers (such as Ariane). In such problems, the angle of attack is set to zero during the whole flight except for a small time period. Thus, lift force is neglected, and only the drag term appears in the equations. Adding a lift term to the model is possible, but would require a new analysis of the problem. Adaptation of the numerical method, however, should be straightforward.

Another significant difficulty of using a more realistic model for aerodynamic forces is the use of tabulated physical data, such as atmospheric pressure, sound speed and aerodynamic coefficient (C_x). These tables make it impossible to obtain the analytical expression of $\ddot{\psi}$, therefore we need an alternate way of finding the value of the singular control.

As we want to ensure that $\psi = 0$ over a singular arc, we can try to choose the control that minimizes $\psi^2 + \dot{\psi}^2$. We obtain convergence for the shooting method and find a similar solution, with the same singular arc. We observe on Figure 5 that the approximate singular control values are actually quite close to the exact singular control (difference is about 10^{-3}). The drawbacks of this alternate formulation are a heavy increase in the numerical cost (about one order of magnitude), and some loss of accuracy (the norm of the shooting function is here only about 10^{-2} compared to 10^{-4} before). However, this approach should be applicable to more complicated and realistic physical models.

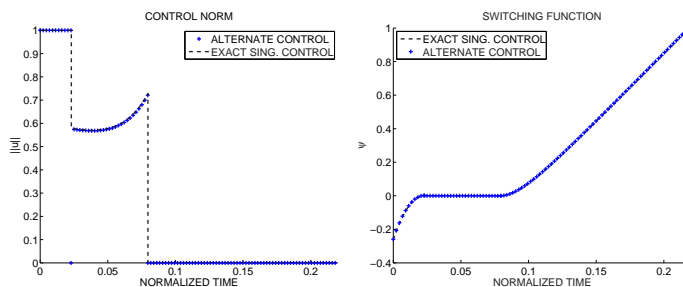


Figure 5: Control norm and switching function for the alternate formulation.

Conclusions

In this paper we give an analysis of optimal trajectories with singular subarcs for a nonvertical variant of Goddard's problem. The numerical simulations confirm the existence of an optimal trajectory with a singular arc, and show the relevance of using a continuation approach in order to determine the optimal control structure and obtain a suitable estimate of the initial adjoint

variables. The simple experiments we made with direct methods are consistent with these results. We also give an alternate method for the singular control, that should be applicable to more complicated and realistic physical models.

References

- [1] R.H. Goddard. *A Method of Reaching Extreme Altitudes*, volume 71(2) of *Smithsonian Miscellaneous Collections*. Smithsonian institution, City of Washington, 1919.
- [2] H. Maurer. Numerical solution of singular control problems using multiple shooting techniques. *J. of Optimization Theory and Applications*, 18:235–257, 1976.
- [3] A. Miele. Generalized variational approach to the optimum thrust programming for a vertical flight of a rocket. *ZFW (Zeitschrift für Flugwissenschaften und Weltraumforschung)*, 6(3-4):102–106, 1958.
- [4] H. Seywald and E.M. Cliff. Goddard problem in presence of a dynamic pressure limit. *Journal of Guidance, Control, and Dynamics*, 16(4):776–781, 1993.
- [5] P. Tsiotras and H.J. Kelley. Drag-law effects in the Goddard problem. *Automatica*, 27-3:481–490, 1991.

- [6] L. Pontryagin, V. Boltyanski, R. Gamkrelidze, and E. Michtchenko. *The Mathematical Theory of Optimal Processes*. Wiley Interscience, New York, 1962. Original edition (in Russian): XXX.
- [7] A. E. Bryson and Y.-C. Ho. *Applied optimal control*. Hemisphere Publishing, New-York, 1975.
- [8] B. Bonnard and M. Chyba. *Singular trajectories and their role in control theory*, volume 40 of *Mathématiques & Applications*. Springer-Verlag, Berlin, 2003.
- [9] H.M. Robbins. A generalized Legendre-Clebsch condition for the singular case of optimal control. *IBM J. of Research and Development*, 11:361–372, 1967.
- [10] B.S. Goh. Necessary conditions for singular extremals involving multiple control variables. *J. SIAM Control*, 4:716–731, 1966.
- [11] A. Agrachev and Y. Sachkov. *Control theory from the geometric viewpoint*. Encyclopaedia of Mathematical Sciences, 87, Control Theory and Optimization, II. Springer-Verlag, Berlin, 2004.
- [12] B. Bonnard, J.-B. Caillaud, and E. Trélat. Second order optimality conditions in the smooth case and applications in optimal control. *ESAIM Control Optim. Calc. Var.*, (2006).
- [13] W. Rudin. *Real and complex analysis*. Mc Graw-Hill, New York, 1987.
- [14] B. Bonnard and I. Kupka. Generic properties of singular trajectories. *Annales Institut H. Poincaré Analyse Non Linéaire*, 14:167–186, 1997.

- [15] H.J. Oberle. Numerical computation of singular control functions in trajectory optimization. *Journal of Guidance, Control and Dynamics*, 13:153–159, 1990.
- [16] P. Martinon. *Numerical resolution of optimal control problems by a Piecewise Linear continuation method*. PhD thesis, Institut National Polytechnique de Toulouse, 2005.
- [17] A.L. Schwartz. *Theory and implementation of numerical methods based on Runge-Kutta integration for solving optimal control problems*. PhD thesis, University of California at Berkeley, 1996.
- [18] E. Allgower and K. Georg. *Numerical Continuation Methods*. Springer-Verlag, Berlin, 1990.
- [19] J.T. Betts. *Practical methods for optimal control using nonlinear programming*. Society for Industrial and Applied Mathematics (SIAM), Philadelphia, PA, 2001.
- [20] R. Bulirsch. Die mehrzielmethode zur numerischen lösung von nichtlinearen randwertproblemen und aufgaben der optimalen steuerung. Technical report, Carl-Cranz-Gesellschaft, Deutsches Zentrum für Luft- und Raumfahrt (DLR), Oberpfaffenhofen, Germany, 1971.
- [21] P. Hiltmann. *Numerische Lösung von Mehrpunkt-Randwertproblemen und Aufgaben der optimalen Steuerung mit Steuerfunktionen über endlichdimensionalen Räumen*. Dissertation, Fakultät für Mathematik und Informatik, Technische Universität München, 1990.

- [22] J. Stoer and R. Bulirsch. *Introduction to Numerical Analysis*. Springer-Verlag, New-York, 1993.
- [23] E. Hairer and G. Wanner. *Solving ordinary differential equations. II*. Springer-Verlag, Berlin, second edition, 1996.
- [24] A. Waechter and L.T. Biegler. On the implementation of an interior-point filter line-search algorithm for large-scale nonlinear programming. *Mathematical Programming Series A*, 106:25–57, 2006.