



HAL
open science

The effect of temperature and water on secondary organic aerosol formation from ozonolysis of limonene, β^3 -carene and β -pinene

Å. M. Jonsson, M. Hallquist, E. Ljungström

► To cite this version:

Å. M. Jonsson, M. Hallquist, E. Ljungström. The effect of temperature and water on secondary organic aerosol formation from ozonolysis of limonene, β^3 -carene and β -pinene. Atmospheric Chemistry and Physics Discussions, 2008, 8 (3), pp.9323-9346. hal-00304177

HAL Id: hal-00304177

<https://hal.science/hal-00304177v1>

Submitted on 18 Jun 2008

HAL is a multi-disciplinary open access archive for the deposit and dissemination of scientific research documents, whether they are published or not. The documents may come from teaching and research institutions in France or abroad, or from public or private research centers.

L'archive ouverte pluridisciplinaire **HAL**, est destinée au dépôt et à la diffusion de documents scientifiques de niveau recherche, publiés ou non, émanant des établissements d'enseignement et de recherche français ou étrangers, des laboratoires publics ou privés.

**The effect of
temperature and
water on SOA
formation**

Å. M. Jonsson et al.

The effect of temperature and water on secondary organic aerosol formation from ozonolysis of limonene, Δ^3 -carene and α -pinene

Å. M. Jonsson, M. Hallquist, and E. Ljungström

Dept. of Chemistry, Atmospheric Science, University of Gothenburg, 41296 Göteborg, Sweden

Received: 17 March 2008 – Accepted: 4 April 2008 – Published: 23 May 2008

Correspondence to: M. Hallquist (hallq@chem.gu.se)

Published by Copernicus Publications on behalf of the European Geosciences Union.

Title Page

Abstract

Introduction

Conclusions

References

Tables

Figures

⏪

⏩

◀

▶

Back

Close

Full Screen / Esc

Printer-friendly Version

Interactive Discussion

Abstract

The effect of reaction temperature and how water vapour influences the formation of secondary organic aerosol (SOA) in ozonolysis of limonene, Δ^3 -carene and α -pinene, both regarding number and mass of particles, has been investigated by using a laminar flow reactor G-FROST. Experiments with cyclohexane and 2-butanol ($\sim 3.5 \times 10^{14}$ molecules cm^{-3}) as OH scavengers were compared to experiments without any scavenger. The reactions were conducted in the temperature range between 298 and 243 K, and at relative humidities between <10 and 80%. Results showed that there is still a scavenger effect on number and mass concentrations at low temperatures between experiments with and without OH scavenger. This shows that the OH chemistry is influencing the SOA formation also at these temperatures. The overall temperature dependence on SOA formation is not as strong as expected from the partitioning theory. In some cases there is even a positive temperature dependence that must be related to changes in the chemical mechanism and/or reduced rates of secondary chemistry at low temperatures. The water effect at low temperature could be explained by physical uptake and cluster stabilisation. At higher temperatures, only a physical explanation is not sufficient and the observations are in line with water changing the chemical mechanism or reaction rates. The data presented adds to the understanding of SOA contribution to atmospheric aerosol composition, new particle formation and atmospheric degradation mechanisms.

1 Introduction

Vegetation emits a vast number of biogenic volatile organic compounds (BVOC), where isoprene and the monoterpenes are the non methane BVOC that dominate on the global scale (Guenther, 2002). In the atmosphere they undergo oxidation, forming compounds with low volatility that can end up in the condensed phase by gas-to-particle conversion (Griffin et al., 1999; Yokouchi and Ambe, 1985). It has long been known

The effect of temperature and water on SOA formation

Å. M. Jonsson et al.

Title Page

Abstract

Introduction

Conclusions

References

Tables

Figures

⏪

⏩

◀

▶

Back

Close

Full Screen / Esc

Printer-friendly Version

Interactive Discussion

**The effect of
temperature and
water on SOA
formation**Å. M. Jonsson et al.

[Title Page](#)[Abstract](#)[Introduction](#)[Conclusions](#)[References](#)[Tables](#)[Figures](#)[⏪](#)[⏩](#)[◀](#)[▶](#)[Back](#)[Close](#)[Full Screen / Esc](#)[Printer-friendly Version](#)[Interactive Discussion](#)

that oxidation of biogenic organic compounds can form aerosol particles (Went, 1960). However, the actual formation mechanism behind these compounds of low volatility, their identity and their properties are still unresolved issues (Goldstein and Galbally, 2007). Even more so, the secondary organic aerosol (SOA) formation from BVOC at temperatures below room temperatures is not well documented (Pathak et al., 2007b; Saathoff et al., 2008¹; Jang and Kamens, 1999). This includes how temperature affects gas-to-particle partitioning, the oxidation mechanism and the influence of trace gases such as water and NO_x. Indeed, further investigations of the temperature dependence of SOA formation from BVOC oxidation are important, especially in order to provide a proper description of SOA in climate models (Kanakidou et al., 2005; Tsigaridis and Kanakidou, 2003). An important oxidation route for unsaturated BVOC, such as the monoterpenes (C₁₀H₁₆), is by reaction with ozone, i.e. ozonolysis. The other major routes are reaction with OH and NO₃ radicals. The ozone initiated degradation has received considerable attention in numerous studies, as summarised by e.g. Calvert et al. (2000), Atkinson and Arey (2003). A complication in the ozone degradation mechanism is the production of OH radicals. This implies the need to either consider both oxidants (O₃ and OH) or suppress the OH chemistry by using a so called OH scavenger in laboratory experiments. However, it has been shown that the use of OH scavengers can influence the SOA formation (Keywood et al., 2004; Jonsson et al., 2008²). The detailed temperature dependence of SOA formation and properties from ozonolysis of terpenes has been investigated in relatively few, recent studies (Burkholder et al., 2007; Jonsson et al., 2007; Jang and Kamens, 1999; Pathak et al., 2007b; Jenkin, 2004).

¹Saathoff, H., Naumann, K.-H., Möhler, O., Jonsson, Å. M., Hallquist, M., Kiendler-Scharr, A., Mentel, T. F., Tillmann, R., and Schurath, U.: Temperature dependence of yields of secondary organic aerosols from the ozonolysis of α -pinene and limonene, *Atmos. Chem. Phys. Discuss.*, to be submitted, 2008.

²Jonsson, Å. M., Hallquist, M., and Ljungström, E.: Influence of OH scavenger on the water effect on secondary organic aerosol formation from ozonolysis of limonene, Δ^3 -Carene and α -Pinene, *Environ. Sci. Technol.*, submitted, 2008.

The effect of temperature and water on SOA formation

Å. M. Jonsson et al.

Title Page

Abstract

Introduction

Conclusions

References

Tables

Figures

⏪

⏩

◀

▶

Back

Close

Full Screen / Esc

Printer-friendly Version

Interactive Discussion

These investigations were based on smog chamber experiments and modelling. There are different approaches when studying SOA formation and its temperature dependence. One is to keep the reaction system at the temperature of interest followed by monitoring the aerosol production with instrumentation at room temperature (Saathoff et al., 2008¹). Another is to maintain the analytical instrumentation at the same temperature as the reaction system (Takekawa et al., 2003; Jonsson et al., 2006). A third method is to specifically investigate the gas-to-particle partitioning by making a rapid change in temperature after producing the SOA at an initial temperature (Pathak et al., 2007b). These different ways of conducting smog chamber studies give valuable information e.g. on the relationship between partitioning effects and changes in chemical kinetics and mechanisms due to temperature. A specific evaluation method has evolved for smog chamber partitioning data, where the SOA yield, expressed as mass of SOA per amount reacted organics, is related to the mass of organic material allocated for gas-to-particle partitioning (Pankow, 1994b; Odum et al., 1996). This approach is based on the assumption that each compound is partitioning according to Raoult's law, and an organic material partitioning coefficient, $K_{om,i}$, can be derived for each compound (i) according to Eq. (1).

$$K_{om,i} = \frac{RTf_{om}}{MW_{om}\zeta_i p_i^o} \quad (1)$$

Here f_{om} is the fraction of the total suspended particulate concentration being organic material (om). MW_{om} is the average molecular mass of the condensed organic matter, T is temperature, R is the common gas constant, ζ_i is the activity coefficient and p_i^o the vapour pressure of the pure compound i . The SOA formation in an experiment can then be parameterised using the assumption of two fictional products contributing to the produced aerosol, i.e. one semivolatile and one low volatility compound (Pankow, 1994a). Each compound is represented by a stoichiometric coefficient, α_i , and a parti-

tioning coefficient, $K_{om,j}$. The resulting yield, Y , can be parameterised by using Eq. (2):

$$Y = M_0 \left(\frac{\alpha_1 K_{om,1}}{1 + K_{om,1} M_0} + \frac{\alpha_2 K_{om,2}}{1 + K_{om,2} M_0} \right) \quad (2)$$

However, it has proven to be a delicate matter to compare the parameterisation between different studies (Pathak et al., 2007a). As an alternative, Donahue et al. (2006) recently presented a multi product basis set approach, which was applied e.g. by Pathak et al. (2007a) to parameterise α -pinene ozonolysis using smog chamber data from selected studies. These achievements are promising in describing SOA mass formation from ozonolysis of α -pinene for specific conditions.

Several studies have focused on developing a mechanistic understanding of ozonolysis of terpenes by using rather complex chemical models (Jenkin, 2004; Camredon et al., 2007). However there is still a need for validation by using results from smog chamber experiments and/or additional approaches e.g. flow reactor studies. In addition to chemical development, aerosol mass and new particle formation are targets for proper model descriptions (Burkholder et al., 2007). New particle formation is dependent on several aspects where the rate of production of low volatility material and reaching supersaturated conditions are central (Anttila et al., 2004).

In the present study, data are presented that can be used for all the three approaches described above, i.e. SOA mass formation, evaluation of chemical mechanisms and for comparison of nucleation efficiency. The laminar flow reactor method used here is a complement to smog chamber experiments with uniqueness in several aspects (Jonsson et al., 2006, 2008²). In addition to investigation of α -pinene also limonene and Δ^3 -carene were studied, all of which are important BVOC compounds in the atmosphere (Guenther et al., 1995). The present work includes investigations over an extensive temperature range (243–298 K) and relative humidity range (10–80%) as well as on the use of OH scavengers. Both new particle formation and SOA mass production were evaluated with respect to the chemical degradation mechanism.

The effect of temperature and water on SOA formation

Å. M. Jonsson et al.

Title Page

Abstract

Introduction

Conclusions

References

Tables

Figures

⏪

⏩

◀

▶

Back

Close

Full Screen / Esc

Printer-friendly Version

Interactive Discussion

2 Experimental

2.1 The experimental setup

These experiments were conducted by using the G-FROST set-up (Göteborg-Flow Reactor for Oxidation Studies at low Temperatures), which is a combination of a laminar flow reactor and a Scanning Mobility Particle Sizer (SMPS, TSI Model 3936) system. The setup, procedure and analysis have been described in detail elsewhere (Jonsson et al., 2006), and is only briefly presented here. The reactor is a vertically positioned glass cylinder of 1.91 m length and 10 cm in diameter, housed in a temperature controlled chamber with an available working temperature range between 243 and 323 K. Ozone is added to the reactor separated from the flow containing the organic precursors through a movable injector. The addition of the terpenes and the OH scavenger is performed by flowing N₂ through gas-wash bottles containing the substances and the concentration is controlled by varying the temperature of the bottles. In order to enable low concentrations of the terpenes, they are kept in diffusion limited containers in the wash-bottles. The bulk flow is humidified by passing it through a Gore-Tex tube submerged in de-ionised water and the humidity is set by changing the water temperature. To prevent influence of the flow closest to the reactor wall, only the centre part of the flow is sampled and conveyed via a sampling funnel positioned at the end of the flow reactor. The terpene concentration was measured before and after an experiment by sampling onto adsorbent tubes and subsequent two-step thermal desorption/GC analysis. The ozone concentration was measured by using an UV absorption analyser (model 49C, Thermo Environmental Instruments Inc).

2.2 Experimental procedure

The experimental conditions are summarised in Table 1. In the experiments 2.6±0.2×10¹¹ molecules cm⁻³ of the terpene (limonene, Δ³-carene and α-pinene) had reacted and the initial rate of reaction was 1.4±0.1×10⁹ molecules cm⁻³ s⁻¹. To

The effect of temperature and water on SOA formation

Å. M. Jonsson et al.

Title Page

Abstract

Introduction

Conclusions

References

Tables

Figures

⏪

⏩

◀

▶

Back

Close

Full Screen / Esc

Printer-friendly Version

Interactive Discussion

achieve this rate of reaction and consumption for all the terpenes the ozone concentration was set in relation to the rate coefficient for each system. For calculating the rate of reaction and the consumption of the terpenes at 298 K, the rate coefficients used were 200×10^{-18} , 37×10^{-18} , $86.6 \times 10^{-18} \text{ cm}^3 \text{ molecule}^{-1} \text{ s}^{-1}$ for limonene, Δ^3 -carene and α -pinene respectively (Atkinson, 1994). The temperature dependence of the rate coefficients were taken from (Atkinson et al., 2006; Khamaganov and Hites, 2001). No temperature dependence of the rate coefficient for Δ^3 -carene is available in the literature. Motivated by the similarity in structure between α -pinene and Δ^3 -carene, the temperature dependence of the rate coefficient for α -pinene was applied to extrapolate the value at 298 K to the low temperatures. The average reaction time was kept identical (242 ± 2 s) in all experiments, by changing the total mass flow, i.e. the volume flow in the reactor was at all times 1.64 ± 0.01 LPM regardless of temperature. The flow conveyed via the sampling funnel (1.08 ± 0.04 LPM) was also adjusted in order to keep the ratio between this flow and the total volume flow through the reactor constant in all experiments. Total particle number, N , and total particle mass, M , were calculated by averaging five consecutive distributions 10–300 nm and assuming unit density. The scan time used was 300 s (i.e. an up-scanning time of 240 s, a down-scanning time of 45 s and a delay time of 15 s).

In this study three sets of experiments were conducted at 298, 273 and 243 K for limonene, Δ^3 -carene and α -pinene and each experimental set was further subdivided into three types of experiments: no OH scavenger or using 2-butanol or cyclohexane as scavenger. In every experimental run, the relative humidity was changed step-wise.

3 Results and discussions

3.1 General observations

Figure 1 shows an overview of the results from all experiments both regarding number and mass of particles produced. At 298 K the ozonolysis of limonene was the most

The effect of temperature and water on SOA formation

Å. M. Jonsson et al.

Title Page

Abstract

Introduction

Conclusions

References

Tables

Figures

⏪

⏩

◀

▶

Back

Close

Full Screen / Esc

Printer-friendly Version

Interactive Discussion

The effect of temperature and water on SOA formationÅ. M. Jonsson et al.

[Title Page](#)[Abstract](#)[Introduction](#)[Conclusions](#)[References](#)[Tables](#)[Figures](#)[⏪](#)[⏩](#)[◀](#)[▶](#)[Back](#)[Close](#)[Full Screen / Esc](#)[Printer-friendly Version](#)[Interactive Discussion](#)

efficient in producing SOA and α -pinene the least, both regarding number and mass of particles formed (Jonsson et al., 2006). This outcome was observed for all scavenger situations. At 273 and 243 K, the same trend was observed for number of particles formed, i.e. limonene > Δ^3 -carene > α -pinene. However, the highest particle mass for experiments below room temperature was measured in the ozonolysis of Δ^3 -carene followed, in decreasing order, by limonene and finally α -pinene. This order was observed for all scavenger conditions. For all three terpenes the reaction temperature affected the amount of SOA formed, both in number and mass (Fig. 1). For Δ^3 -carene and all three scavenger situations the highest number of particles was formed for a reaction temperature of 243 K, followed by 273 and 298 K. However, the mass of particles produced decreased in the order 273>243>>298 K. The same trends were obtained for α -pinene except for the 2-butanol condition where a slightly higher mass yield was obtained at 243 K compared to 273 K. For limonene the condition with cyclohexane followed the trend obtained for α -pinene and Δ^3 -carene, both regarding number and mass. However, the trend for the limonene/2-butanol and without scavenger cases was different. The highest number of particles was formed at 273 K and the trend for mass of particles formed was 273 \geq 298>243 K.

3.2 SOA production and temperature-partitioning effects

In Fig. 2 the particle mass produced for each condition has been normalised to the corresponding aerosol production at 298 K, i.e. the ratio $M(298\text{ K})/M(T)$. As indicated by Eq. (1), the SOA produced will increase with decreasing temperature due to favoured partitioning to the particulate phase at low temperatures. This means that if partitioning was the sole process taking place, the mass of particles formed would be increased by a decrease in reaction temperature. This has been observed in several studies as summarised by Pathak et al. (2007b). However, recent results by Pathak et al. (2007b) illustrated that changes in chemical kinetics can offset this temperature dependence. In their experiments with ozonolysis of α -pinene, the chemical part had a positive temperature dependence in the range 288–313 K and the partitioning part showed, as

expected, a negative dependence with temperature. As shown in the present results, the highest mass yields were measured at 273 K, which suggests that the chemistry and/or the kinetics are altered by a changing reaction temperature. An alteration in the chemistry taking place at lower reaction temperatures is also supported by a change in volatility properties with decreasing reaction temperature (Jonsson et al., 2007). Physically, the greater mass of particles formed at 273 K compared to 243 K can be due to more efficient nucleation at low temperatures (Fig. 1). Consequently, the mass at 243 K will be distributed onto many more particles than at 273 K, i.e. partitioning over many smaller particles is favouring the gas phase due to the Kelvin effect. This could explain the observations for α -pinene and Δ^3 -carene that produces the highest number of particles at 243 K and the highest mass at 273 K. For limonene this is not the case. An explanation may be dissimilarities in structure, i.e. limonene has two double bonds, one of which will be retained in the first generation of products, as discussed below for the temperature effect on new particle formation.

3.3 SOA production and temperature-nucleation efficiency

The increase in number of particles formed with decreasing temperature can be directly related to the fact that the saturation vapour pressure of any product is decreased at lower temperatures, hence increasing supersaturation and nucleation rate for the same amount of products (Fig. 3). For each combination of scavenger and parent compound, the temperature dependence on nucleation is primarily dependent on the product distribution and each product's vapour pressure. An explanation of the results shown in Fig. 3 for the system without OH-scavenger can be that the products formed in the limonene ozonolysis are efficient enough in producing particles at 298 K and therefore, a decrease in temperature does not significantly increase the nucleation (13% enhancement at N(273 K) and a 26% reduction in N(243 K) compared to N(298 K)) (Fig. 3a). For α -pinene and Δ^3 -carene the number of particles formed is enhanced considerably between 298 K and 273 K. The enhancement is either due to products not contributing to nucleation at 298 K, reaching high enough supersaturation to con-

The effect of temperature and water on SOA formation

Å. M. Jonsson et al.

[Title Page](#)[Abstract](#)[Introduction](#)[Conclusions](#)[References](#)[Tables](#)[Figures](#)[Back](#)[Close](#)[Full Screen / Esc](#)[Printer-friendly Version](#)[Interactive Discussion](#)

tribute at 273 K or to a change in product distribution caused by changes in kinetics and mechanisms at low temperature. Also for the systems using scavengers there are an increased nucleation when going from 298 K to 273 K. Further decrease in reaction temperature is generally causing an enhancement in nucleation. However, in some cases the nucleation efficiency is even lower at 243 K than at 273 K. One explanation for this temperature dependence could be the competition between nucleation and condensation. The nucleation efficiency will be reduced if large aerosol surface is available and/or if the rate of producing the nucleating species is lower. For limonene, the complex temperature behaviour can be directly related to the more complex oxidation pathways, involving the oxidation of two double bonds. Zhang et al. (2006) indirectly showed that part of the limonene oxidation at low NO_x conditions can be attributed to heterogeneous oxidation of the second double bond (Zhang et al., 2006). The change in temperature will then influence e.g. accommodation coefficients, liquid phase diffusion and solubility of ozone and organic reactants. This could explain the complex temperature effect on SOA mass, but how heterogeneous processing could influence the number of particles produced is not fully understood.

3.4 SOA and radical chemistry

All three terpenes investigated are known to have large OH yields: limonene $0.86^{+0.43}_{-0.29}$ and 0.67 ± 0.1 ; Δ^3 -Carene $1.06^{+0.53}_{-0.36}$ and 0.86 ± 0.1 ; α -pinene: $0.85^{+0.43}_{-0.29}$, 0.76 ± 0.11 , 0.70 ± 0.17 , 0.83 ± 0.21 and 0.91 ± 0.23 (Atkinson and Arey, 2003). It was shown that adding an OH scavenger affected the SOA production significantly, both in mass and number (Table 2). It was also shown that the use of 2-butanol or cyclohexane gave different effect on the SOA formation, and where cyclohexane generally gave the least amount of SOA. In previous studies this has been attributed to a change in the peroxy radical chemistry (Keywood et al., 2004; Docherty et al., 2005). Table 2 is also showing the temperature effect on the scavenger-induced decrease in SOA formation caused by adding either 2-butanol or cyclohexane compared to the no-scavenger case. At 273 K

The effect of temperature and water on SOA formation

Å. M. Jonsson et al.

Title Page

Abstract

Introduction

Conclusions

References

Tables

Figures

◀

▶

◀

▶

Back

Close

Full Screen / Esc

Printer-friendly Version

Interactive Discussion

The effect of temperature and water on SOA formation

Å. M. Jonsson et al.

Title Page

Abstract

Introduction

Conclusions

References

Tables

Figures

⏪

⏩

◀

▶

Back

Close

Full Screen / Esc

Printer-friendly Version

Interactive Discussion

and 243 K limonene and Δ^3 -carene show the same pattern with mass and number: No OH scavenger > 2-butanol > cyclohexane. However, for α -pinene the order is No OH scavenger > cyclohexane \geq 2-butanol. The difference in number of particles formed with and without an OH scavenger is becoming smaller with decreasing temperature (Table 2), suggesting less relative contribution of OH induced chemistry to particle formation at lower temperatures. As is seen in Table 2, for α -pinene/2-butanol systems, the decrease is largest when going from 273 K to 243 K. This is also the case for the α -pinene/cyclohexane systems at high relative humidity, whereas the decrease is more notable in the 298 to 273 K range for dry conditions. In the limonene systems the effect is largest between 298 and 273 K for both 2-butanol and cyclohexane. For the Δ^3 -carene systems, the effect is dependent on the relative humidity. At dry conditions the change is largest in the range between 298 and 273 K whereas for humid conditions the change is largest between 273 and 243 K.

When comparing the mass of particles formed with or without an OH scavenger present, the results vary between the organic precursors (Table 2). The mass ratios for limonene experience small changes when the temperature is decreased. This is in contrast to the large decrease in number ratios when going down in temperature, which suggests different temperature dependence on the relative contribution of OH chemistry to condensing and nucleating compounds. In the α -pinene systems the largest difference in mass ratio is seen between 298 and 273 K. The very low mass ratio at 298 K (0.04–0.16) can be explained by the strong dependence of the partitioning on the particulate mass for low M_0 . For Δ^3 -carene the ratio between mass of particles produced without and with scavenger is largest at 273 K. When using cyclohexane the ratio is changed the most in the temperature range 298–273 K, whereas in the 2-butanol case the change is very similar between the ranges.

The mechanistic explanation for the observed temperature effect on OH scavenger conditions is rather speculative. It has been suggested from room temperature studies that the production of OH radicals in the ozonolysis of alkenes is either from the excited Criegee Intermediate, CI^* , via the so called hydroperoxide channel (Calvert et al., 2000)

or via the stabilised Criegee Intermediate, CI^{S} , in its reaction with water (Anglada et al., 2002). Obviously, the OH yield may change with temperature. If the OH is from a decomposition process, and in competition with isomerisation or a bimolecular reaction one may expect an increasing OH yield with increasing temperature. However, the observations of changes in number and mass ratios with or without a scavenger for different temperatures can have other reasons than changes in OH yields. For example the kinetics of the secondary chemistry, such as OH reacting with the scavenger, may also be altered with temperature. From the present results it can thus be concluded that the relative OH-induced SOA formation chemistry is changed while the reason is, so far, not established. Furthermore it is clear that the OH chemistry is active also at low temperatures, i.e. OH radicals are produced at 243 K in the ozonolysis of limonene, Δ^3 -carene and α -pinene.

3.5 Water effect on SOA formation

As is seen in Table 3, water is influencing the formation of SOA, both regarding mass and number. The use of an OH scavenger as well as the type of scavenger, was shown in a recent paper (Jonsson et al., 2008²) to influence the water dependence on number and mass of particles formed in terpene ozonolysis. These results were confirmed in this study. As is shown in Table 3, the impact of water is also dependent on the reaction temperature. It should be noted that throughout this paper, relative humidity is used as the measure of water content. The absolute water saturation vapour pressure is strongly dependent on temperature. That implies that the change in absolute water concentration at 243 K is not as great as the absolute change at 298 K. The direction and magnitude of the water effect is given in Table 3, where a positive sign implies more SOA being produced at higher relative humidity. The classification is done by comparing the lowest and highest relative humidity. However, in some cases the water dependence exhibits a local maximum or minimum at intermediate relative humidities. For limonene when using an OH scavenger the same water effect is obtained at 298 and 273 K. There is an increase in particles formed when using 2-butanol and a decrease

The effect of temperature and water on SOA formation

Å. M. Jonsson et al.

Title Page

Abstract

Introduction

Conclusions

References

Tables

Figures

◀

▶

◀

▶

Back

Close

Full Screen / Esc

Printer-friendly Version

Interactive Discussion



in the number concentration with cyclohexane in the system. Without scavenger water had no impact on the number produced at 298 K whereas a positive effect was obtained at 273 K. The negative effect of water when using cyclohexane was also found at 243 K, however the water had no effect on number in the 2-butanol or no scavenger case. The effect of water is negative at high and intermediate temperatures for α -pinene and Δ^3 -carene when having no OH scavenger in the system, whereas there is a positive effect at 243 K. At high temperature the water effect is positive for all terpene/2-butanol systems. At intermediate temperature, 273 K, the water effect is negative in most α -pinene and Δ^3 -carene systems, whereas there is generally a slight positive water effect for these systems at 243 K. The water effect is very negative, a factor of two to three at 80% RH compared to dry for Δ^3 -carene and α -pinene in the cyclohexane systems at 273 K. The effect of the water concentration on the mass of particles formed is generally positive, except for the ozonolysis of α -pinene/cyclohexane at 273 K, where the mass of particles was indifferent to the concentration of water up to about 60% RH and negative at higher RH.

The main features of the water dependence presented in Table 2 are that cyclohexane systems generally give a negative water dependence on particle number, while 2-butanol systems show a positive water effect and the system without scavenger shows a mixed behaviour depending on temperature and precursor. Concerning the mass of SOA produced most systems exhibit a positive dependence, which can be due to a physical and/or a chemical effect. At high temperatures (298 and 273 K) the overall results demonstrated that there was not only a physical effect of water but also an influence of water on the chemical mechanism. This is based on water causing a larger increase in mass than expected from water uptake only, i.e. assuming a SOA hygroscopic growth factor of 1.07–1.09 (Cocker et al., 2001; Virkkula et al., 1999). Additionally, the influence of water on the formation of new particles, with reservation for cluster stabilisation, must be attributed to a change in rate of production or product distribution. The water effect is also dependent on the OH scavenger used, which again points towards water influencing the chemical degradation mechanism. The water ef-

The effect of temperature and water on SOA formation

Å. M. Jonsson et al.

Title Page

Abstract

Introduction

Conclusions

References

Tables

Figures

⏪

⏩

◀

▶

Back

Close

Full Screen / Esc

Printer-friendly Version

Interactive Discussion

fect at low temperature is much more homogeneous for the different situations and the magnitude of the SOA mass increase corresponds to physical absorption of water, i.e. less than a 30% mass increase. Consequently, the effect at 243 K could not exclude physical effects only, e.g. water uptake in combination with cluster stabilisation.

4 Conclusions

This paper extends earlier investigations on the ozonolysis of α -pinene, Δ^3 -carene and limonene. The systems are now evaluated as a function of temperature and new insights into the ozonolysis are presented. The major conclusions from the work are outlined below. The water effect at low temperatures may be explained by physical uptake and cluster stabilisation, while at higher temperatures a physical explanation can not account for the observations. Water must therefore also cause changes in the chemical mechanism or rate of reactions. The differences concerning number and mass of particles formed between no-scavenger and scavenger experiments are generally reduced at low temperatures, especially when it comes to nucleation efficiency. However, these differences still exist at low temperatures, demonstrating that the OH chemistry is influencing the SOA formation also at these temperatures.

The overall temperature dependence of SOA formation is not as strong as expected from the partitioning theory. In some cases there is even a positive dependence that must be related to changes in chemical mechanism and/or reaction rates at low temperatures. This is in line with previous studies on changes in chemical composition when going down in temperatures and findings from dedicated partitioning studies (Pathak et al., 2007b; Jonsson et al., 2007; Saathoff et al., 2008¹). As far as atmospheric implications are concerned, the results are related to the radical chemistry using 2-butanol as scavenger where the HO₂ will have a dominant role i.e. in rural atmospheres at low NO_x conditions. Further experiments are needed to constrain the chemistry occurring at high NO conditions when any produced peroxy radical (RO₂) will be converted via its NO reaction to alkoxy radicals (RO) or organic nitrates. The results obtained should

The effect of temperature and water on SOA formation

Å. M. Jonsson et al.

Title Page

Abstract

Introduction

Conclusions

References

Tables

Figures

⏪

⏩

◀

▶

Back

Close

Full Screen / Esc

Printer-friendly Version

Interactive Discussion



be evaluated in relation to other methods, e.g. smog chamber experiments, and used for evaluation of chemical mechanisms and for increased understanding of SOA mass and new particle formation.

Acknowledgements. This work was supported by The Swedish Foundation for Strategic Environmental Research MISTRA, Formas under contract 214-2006-1204 and the Graduate school “Climate and Mobility”, University of Gothenburg. SaabTech-Göteborg is acknowledged for the donation of the temperature chamber. Senior Research Engineer, Benny Lönn, provided skilful technical support.

References

- 10 Anglada, J. M., Aplincourt, P., Bofill, J. M., and Cremer, D.: Atmospheric formation of OH radicals and H₂O₂ from alkene ozonolysis under humid conditions, *Chem. Phys. Chem.*, 3, 215–221, 2002.
- Anttila, T., Kerminen, V. M., Kulmala, M., Laaksonen, A., and O’Dowd, C. D.: Modelling the formation of organic particles in the atmosphere, *Atmos. Chem. Phys.*, 4, 1071–1083, 2004, <http://www.atmos-chem-phys.net/4/1071/2004/>.
- 15 Atkinson, R.: Gas-phase tropospheric chemistry of organic-compounds, *J. Phys. Chem. Ref. Data*, 1, R1–R216, 1994.
- Atkinson, R. and Arey, J.: Gas-phase tropospheric chemistry of biogenic volatile organic compounds: a review, *Atmos. Environ.*, 37, S197–S219, 2003.
- 20 Atkinson, R., Baulch, D. L., Cox, R. A., Crowley, J. N., Hampson, R. F., Hynes, R. G., Jenkin, M. E., Rossi, M. J., and Troe, J.: Evaluated kinetic and photochemical data for atmospheric chemistry: Volume II – gas phase reactions of organic species, *Atmos. Chem. Phys.*, 6, 3625–4055, 2006, <http://www.atmos-chem-phys.net/6/3625/2006/>.
- 25 Burkholder, J. B., Baynard, T., Ravishankara, A. R., and Lovejoy, E. R.: Particle nucleation following the O₃ and OH initiated oxidation of α -pinene and β -pinene between 278 and 320 K, *J. Geophys. Res.*, 112(D10), D10216, doi:10.1029/2006JD007783, 2007.
- Calvert, J. G., Atkinson, R., Kerr, J. A., Madronich, S., Moortgat, G. K., Wallington, T. J., and Yarwood, G.: The mechanism of atmospheric oxidation of the alkenes, Oxford Univeristy Press, New York, 552 pp., 2000.
- 30

The effect of temperature and water on SOA formation

Å. M. Jonsson et al.

Title Page

Abstract

Introduction

Conclusions

References

Tables

Figures



Back

Close

Full Screen / Esc

Printer-friendly Version

Interactive Discussion

Camredon, M., Aumont, B., Lee-Taylor, J., and Madronich, S.: The SOA/VOC/NO_x system: an explicit model of secondary organic aerosol formation, *Atmos. Chem. Phys.*, 7, 5599–5610, 2007,

<http://www.atmos-chem-phys.net/7/5599/2007/>.

5 Cocker, D. R., Clegg, S. L., Flagan, R. C., and Seinfeld, J. H.: The effect of water on gas-particle partitioning of secondary organic aerosol. Part I: α -pinene/ozone system, *Atmos. Environ.*, 35, 6049–6072, 2001.

Docherty, K. S., Wu, W., Lim, Y. B., and Ziemann, P. J.: Contributions of organic peroxides to secondary aerosol formed from reactions of monoterpenes with O₃, *Environ. Sci. Technol.*, 39, 4049–4059, 2005.

10 Donahue, N. M., Robinson, A. L., Stanier, C. O., and Pandis, S. N.: Coupled partitioning, dilution, and chemical aging of semivolatile organics, *Environ. Sci. Technol.*, 40, 2635–2643, 2006.

Goldstein, A. H. and Galbally, I. E.: Known and unexplored organic constituents in the earth's atmosphere, *Environ. Sci. Technol.*, 41, 1514–1521, 2007.

15 Griffin, R. J., Cocker, D. R., Flagan, R. C., and Seinfeld, J. H.: Organic aerosol formation from the oxidation of biogenic hydrocarbons, *J. Geophys. Res.*, 104, 3555–3567, 1999.

Guenther, A., Hewitt, C. N., Erickson, D., Fall, R., Geron, C., Graedel, T., Harley, P., Klinger, L., Lerdau, M., McKay, W. A., Pierce, T., Scholes, B., Steinbrecher, R., Tallamraju, R., Taylor, J., and Zimmerman, P.: A global-model of natural volatile organic-compound emissions, *J. Geophys. Res.*, 100, 8873–8892, 1995.

20 Guenther, A.: The contribution of reactive carbon emissions from vegetation to the carbon balance of terrestrial ecosystems, *Chemosphere*, 49, 837–844, 2002.

Jang, M. and Kamens, R. M.: Newly characterized products and composition of secondary aerosols from the reaction of α -pinene with ozone, *Atmos. Environ.*, 33, 459–474, 1999.

25 Jenkin, M. E.: Modelling the formation and composition of secondary organic aerosol from α - and β -pinene ozonolysis using MCM v3, *Atmos. Chem. Phys.*, 4, 1741–1757, 2004, <http://www.atmos-chem-phys.net/4/1741/2004/>.

Jonsson, Å. M., Hallquist, M., and Ljungström, E.: Impact of humidity on the ozone initiated oxidation of limonene, Δ^3 -carene, and α -pinene, *Environ. Sci. Technol.*, 40, 188–194, 2006.

30 Jonsson, Å. M., Hallquist, M., and Saathoff, H.: Volatility of secondary organic aerosols from the ozone initiated oxidation of α -pinene and limonene, *J. Aerosol Sci.*, 38, 843–852, 2007.

Kanakidou, M., Seinfeld, J. H., Pandis, S. N., Barnes, I., Dentener, F. J., Facchini, M. C., Van

**The effect of
temperature and
water on SOA
formation**

Å. M. Jonsson et al.

Title Page

Abstract

Introduction

Conclusions

References

Tables

Figures

⏪

⏩

◀

▶

Back

Close

Full Screen / Esc

Printer-friendly Version

Interactive Discussion

**The effect of
temperature and
water on SOA
formation**

Å. M. Jonsson et al.

Title Page

Abstract

Introduction

Conclusions

References

Tables

Figures

◀

▶

◀

▶

Back

Close

Full Screen / Esc

Printer-friendly Version

Interactive Discussion

Dingenen, R., Ervens, B., Nenes, A., Nielsen, C. J., Swietlicki, E., Putaud, J. P., Balkanski, Y., Fuzzi, S., Horth, J., Moortgat, G. K., Winterhalter, R., Myhre, C. E. L., Tsigaridis, K., Vignati, E., Stephanou, E. G., and Wilson, J.: Organic aerosol and global climate modelling: a review, *Atmos. Chem. Phys.*, 5, 1053–1123, 2005,

<http://www.atmos-chem-phys.net/5/1053/2005/>.

Keyword, M. D., Kroll, J. H., Varutbangkul, V., Bahreini, R., Flagan, R. C., and Seinfeld, J. H.: Secondary organic aerosol formation from cyclohexene ozonolysis: Effect of OH scavenger and the role of radical chemistry, *Environ. Sci. Technol.*, 38, 3343–3350, 2004.

Khamaganov, V. G. and Hites, R. A.: Rate constants for the gas-phase reactions of ozone with isoprene, α - and β -pinene, and limonene as a function of temperature, *J. Phys. Chem. A*, 105, 815–822, 2001.

Odum, J. R., Hoffmann, T., Bowman, F., Collins, D., Flagan, R. C., and Seinfeld, J. H.: Gas/particle partitioning and secondary organic aerosol yields, *Environ. Sci. Technol.*, 30, 2580–2585, 1996.

Pankow, J. F.: An absorption-model of gas-particle partitioning of organic-compounds in the atmosphere, *Atmos. Environ.*, 28, 185–188, 1994a.

Pankow, J. F.: An absorption-model of the gas aerosol partitioning involved in the formation of secondary organic aerosol, *Atmos. Environ.*, 28, 189–193, 1994b.

Pathak, R. K., Presto, A. A., Lane, T. E., Stanier, C. O., Donahue, N. M., and Pandis, S. N.: Ozonolysis of α -pinene: parameterization of secondary organic aerosol mass fraction, *Atmos. Chem. Phys.*, 7, 3811–3821, 2007a,

<http://www.atmos-chem-phys.net/7/3811/2007/>.

Pathak, R. K., Stanier, C. O., Donahue, N. M., and Pandis, S. N.: Ozonolysis of α -pinene at atmospherically relevant concentrations: Temperature dependence of aerosol mass fractions (yields), *J. Geophys. Res.*, 112(D3), D03201, doi:10.1029/2006JD007436, 2007b.

Takekawa, H., Minoura, H., and Yamazaki, S.: Temperature dependence of secondary organic aerosol formation by photo-oxidation of hydrocarbons, *Atmos. Environ.*, 37, 3413–3424, 2003.

Tsigaridis, K. and Kanakidou, M.: Global modelling of secondary organic aerosol in the troposphere: a sensitivity analysis, *Atmos. Chem. Phys.*, 3, 1849–1869, 2003,

<http://www.atmos-chem-phys.net/3/1849/2003/>.

Went, F. W.: Blue hazes in the atmosphere, *Nature*, 187, 641–643, 1960.

Virkkula, A., Van Dingenen, R., Raes, F., and Hjorth, J.: Hygroscopic properties of aerosol

formed by oxidation of limonene, α -pinene, and β -pinene, J. Geophys. Res., 104, 3569–3579, 1999.

Yokouchi, Y. and Ambe, Y.: Aerosols formed from the chemical-reaction of monoterpenes and ozone, Atmos. Environ., 19, 1271–1276, 1985.

- 5 Zhang, J. Y., Hartz, K. E. H., Pandis, S. N., and Donahue, N. M.: Secondary organic aerosol formation from limonene ozonolysis: Homogeneous and heterogeneous influences as a function of NO_x, J. Phys. Chem. A, 110, 11 053–11 063, 2006.

ACPD

8, 9323–9346, 2008

**The effect of
temperature and
water on SOA
formation**

Å. M. Jonsson et al.

Title Page

Abstract

Introduction

Conclusions

References

Tables

Figures

⏪

⏩

◀

▶

Back

Close

Full Screen / Esc

Printer-friendly Version

Interactive Discussion

Table 1. Experimental Conditions. $[\text{Terpene}]_0$ and $[\text{O}_3]_0$ are initial concentrations. The RH was varied between the given limits in up to four steps. Stated errors are at the statistical 95% confidence level. A possible systematic error for $[\text{Terpene}]_0$ and $[\text{O}_3]_0$ is about 20%.

Exp	Organic Precursor	OH Scavenger	Temperature (K)	$[\text{Terpene}]_0$ 10^{11} molecules cm^{-3}	$[\text{O}_3]_0$ 10^{13} molecules cm^{-3}	RH (%)
1	Limonene	2-butanol	298.3±0.1	6.56±0.23	1.27±0.01	12.1–75.9
2	Limonene	cyclohexane	298.3±0.1	6.56±0.23	1.27±0.01	11.8–75.6
3	Limonene	None	298.2±0.1	6.56±0.23	1.27±0.01	9.5–69.3
4	Limonene	2-butanol	272.3±0.1	6.22±0.22	1.48±0.01	20.9–79.6
5	Limonene	cyclohexane	272.3±0.1	6.22±0.22	1.48±0.01	20.2–86.5
6	Limonene	None	272.3±0.1	6.22±0.22	1.48±0.01	21.4–83.6
7	Limonene	2-butanol	243.6±0.3	5.91±0.21	1.74±0.01	49.3–67.4
8	Limonene	cyclohexane	244.2±0.3	5.91±0.21	1.74±0.01	47.5–~70
9	Limonene	None	243.0±0.4	5.91±0.21	1.74±0.01	42.4–72.3
10	Δ^3 -Carene	2-butanol	298.0±0.1	6.10±0.28	6.81±0.01	9.5–74.2
11	Δ^3 -Carene	cyclohexane	298.0±0.1	6.10±0.28	6.81±0.01	10.5–75.8
12	Δ^3 -Carene	None	298.0±0.1	6.10±0.28	6.81±0.01	10.3–76.2
13	Δ^3 -Carene	2-butanol	272.3±0.1	5.94±0.28	7.21±0.01	23.8–94.7
14	Δ^3 -Carene	cyclohexane	272.3±0.1	5.94±0.28	7.21±0.01	21.0–87.8
15	Δ^3 -Carene	None	272.3±0.1	5.94±0.28	7.21±0.01	22.3–88.6
16	Δ^3 -Carene	2-butanol	243.5±0.1	5.82±0.27	7.37±0.01	~43–~79
17	Δ^3 -Carene	cyclohexane	243.7±0.3	5.82±0.27	7.37±0.01	42.9–78.8
18	Δ^3 -Carene	None	243.5±0.1	5.82±0.27	7.37±0.01	42.9–78.4
19	α -Pinene	2-butanol	298.0±0.1	5.74±0.25	2.91±0.01	10.0–73.6
20	α -Pinene	cyclohexane	298.0±0.1	5.74±0.25	2.91±0.01	12.4–79.3
21	α -Pinene	None	298.0±0.1	5.74±0.25	2.91±0.01	19.6–73.7
22	α -Pinene	2-butanol	272.5±0.1	6.58±0.29	3.01±0.01	19.1–84.6
23	α -Pinene	cyclohexane	272.5±0.1	6.58±0.29	3.01±0.01	18.4–85.9
24	α -Pinene	None	272.6±0.1	6.58±0.29	3.01±0.01	10.4–76.6
25	α -Pinene	2-butanol	245.0±0.1	5.69±0.25	3.57±0.01	37.4–85.7
26	α -Pinene	cyclohexane	245.3±0.1	5.69±0.25	3.57±0.01	39.3–85.9
27	α -Pinene	None	244.9±0.2	5.69±0.25	3.57±0.01	38.6–82.9

The effect of temperature and water on SOA formation

Å. M. Jonsson et al.

Title Page

Abstract

Introduction

Conclusions

References

Tables

Figures

⏪

⏩

◀

▶

Back

Close

Full Screen / Esc

Printer-friendly Version

Interactive Discussion

Table 2. Number (*N*) and mass (*M*) fractions of using 2-butanol and cyclohexane compared to no use of OH scavenger at the reaction temperatures 298, 273 and 243 K and at a RH range of 10–80%.

Limonene	Temp (K)	<i>N</i> (OH-s)/ <i>N</i> (No OH-s); <i>M</i> (OH-s)/ <i>M</i> (No OH-s)			
		dry	40%	60%	80%
2-butanol	298	0.13; 0.78	0.14; 0.72	0.14; 0.66	0.15; 0.65
	273	0.61; 0.87	0.60; 0.84	0.58; 0.77	0.58; 0.78
	243	0.71; 0.73			0.74; 0.75
cyclohexane	298	0.06; 0.40	0.05; 0.33	0.05; 0.32	0.06; 0.36
	273	0.34; 0.58	0.33; 0.59	0.27; 0.55	0.25; 0.58
	243	0.62; 0.59			0.56; 0.59
Δ^3 -Carene		dry	40%	60%	80%
2-butanol	298	0.16; 0.63	0.19; 0.68	0.21; 0.74	0.24; 0.77
	273	0.32; 0.88	0.33; 0.92	0.31; 0.89	0.27; 0.89
	243	0.37; 0.69			0.40; 0.66
cyclohexane	298	0.07; 0.20	0.06; 0.18	0.06; 0.19	0.07; 0.21
	273	0.19; 0.77	0.18; 0.80	0.10; 0.72	0.13; 0.65
	243	0.36; 0.56			0.38; 0.56
α -Pinene		dry	40%	60%	80%
2-butanol	298	0.07; 0.07	0.11; 0.11	0.15; 0.16	0.15; 0.16
	273	0.11; 0.35	0.14; 0.38	0.15; 0.38	0.14; 0.40
	243	0.39; 0.73			0.36; 0.68
cyclohexane	298	0.04; 0.04	0.04; 0.05	0.05; 0.06	0.05; 0.06
	273	0.25; 0.46	0.18; 0.44	0.17; 0.40	0.12; 0.37
	243	0.46; 0.55			0.35; 0.49

The effect of temperature and water on SOA formation

Å. M. Jonsson et al.

Title Page

Abstract

Introduction

Conclusions

References

Tables

Figures

⏪

⏩

◀

▶

Back

Close

Full Screen / Esc

Printer-friendly Version

Interactive Discussion

Table 3. Effect of relative humidity on number, N , and mass, M , of particles formed in different scavenger systems. An increase is indicated with +, a decrease with – and no change is noted with 0. Double symbols denote a change larger than 30%. Local maxima or minima are denoted with \wedge , \vee , respectively.

N		No OH-s	2-Butanol	Cyclohexane
Temp				
298 K	Limonene	0	+	–
	Δ^3 -Carene	–	++	\vee
	α -Pinene	–	++	++
273 K	Limonene	+	+	–
	Δ^3 -Carene	–	–	--
	α -Pinene	–	\wedge	--
243 K	Limonene	0	0	–
	Δ^3 -Carene	+	+	+
	α -Pinene	+	+	0
M		No OH-s	2-Butanol	Cyclohexane
Temp				
298 K	Limonene	++	+	+
	Δ^3 -Carene	++	++	++
	α -Pinene	+	++	++
273 K	Limonene	+	+	+
	Δ^3 -Carene	++	++	+
	α -Pinene	+	+	0<60%>–
243 K	Limonene	+	+	+
	Δ^3 -Carene	+	+	+
	α -Pinene	+	+	+

The effect of temperature and water on SOA formation

Å. M. Jonsson et al.

Title Page

Abstract

Introduction

Conclusions

References

Tables

Figures

⏪

⏩

◀

▶

Back

Close

Full Screen / Esc

Printer-friendly Version

Interactive Discussion

The effect of temperature and water on SOA formation

Å. M. Jonsson et al.

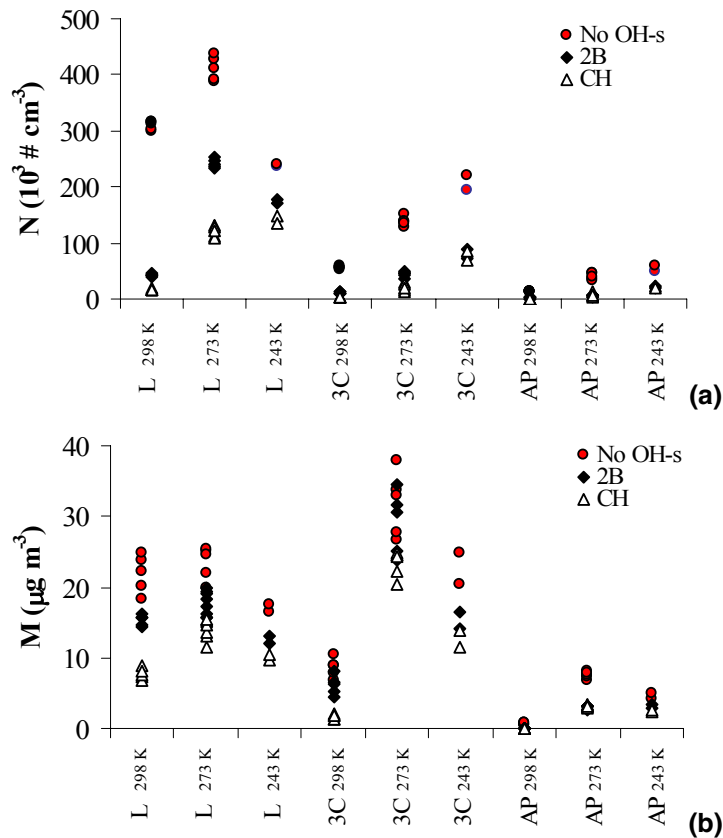


Fig. 1. (a) Particle number and (b) mass concentration of particles formed for all conducted experiments at 298 K, 273 K and 243 K, and for a RH range from dry to 80%. L is the abbreviation for limonene, AP for α -pinene, 3C for Δ^3 -carene, OH-s for OH scavenger, 2B for 2-butanol and CH for cyclohexane.

[Title Page](#)
[Abstract](#)
[Introduction](#)
[Conclusions](#)
[References](#)
[Tables](#)
[Figures](#)
[◀](#)
[▶](#)
[◀](#)
[▶](#)
[Back](#)
[Close](#)
[Full Screen / Esc](#)
[Printer-friendly Version](#)
[Interactive Discussion](#)

The effect of temperature and water on SOA formation

Å. M. Jonsson et al.

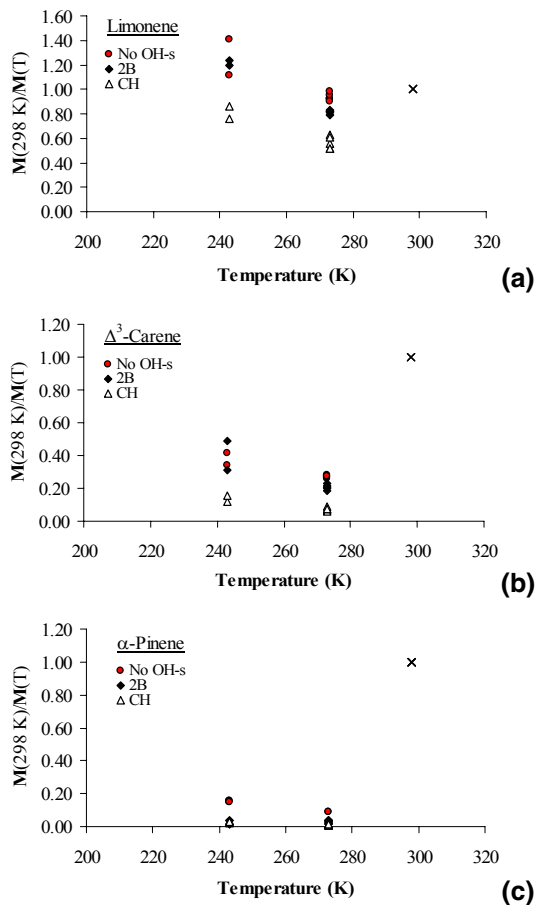


Fig. 2. Particle mass ratios normalised to 298 K. The ratios at 298 K are per definition 1 and are indicated with a cross. Red circles: no OH scavenger (No OH-s), black diamonds: 2-butanol (2B), (3.4×10^{14} molecules cm^{-3}) and white triangles: cyclohexane (CH), (3.5×10^{14} molecules cm^{-3}).

[Title Page](#)[Abstract](#)[Introduction](#)[Conclusions](#)[References](#)[Tables](#)[Figures](#)[◀](#)[▶](#)[◀](#)[▶](#)[Back](#)[Close](#)[Full Screen / Esc](#)[Printer-friendly Version](#)[Interactive Discussion](#)

The effect of temperature and water on SOA formation

Å. M. Jonsson et al.

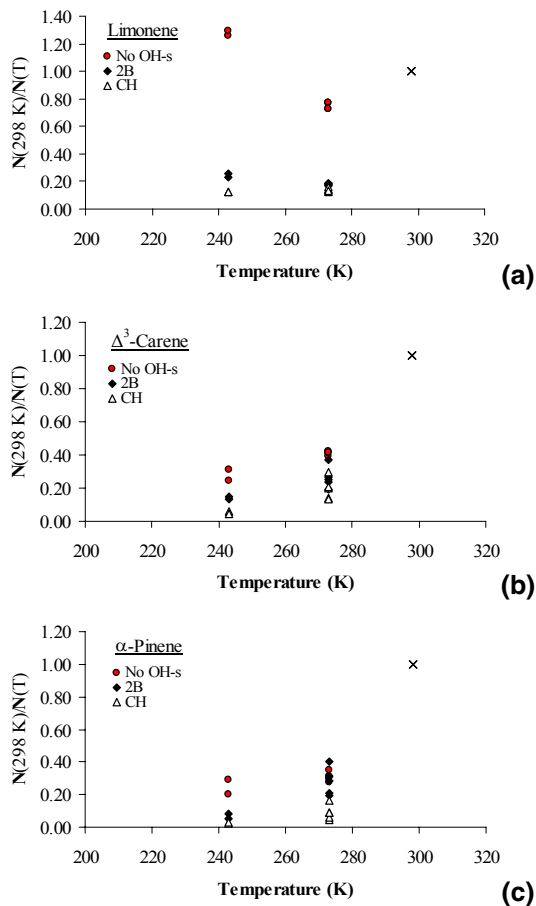


Fig. 3. Particle number ratios normalised to 298 K. The ratios at 298 K are per definition 1 and are indicated with a cross. Red circles: no OH scavenger (No OH-s), black diamonds: 2-butanol (2B), (3.4×10^{14} molecules cm^{-3}) and white triangles: cyclohexane (CH), (3.5×10^{14} molecules cm^{-3}).

[Title Page](#)
[Abstract](#)
[Introduction](#)
[Conclusions](#)
[References](#)
[Tables](#)
[Figures](#)
[◀](#)
[▶](#)
[◀](#)
[▶](#)
[Back](#)
[Close](#)
[Full Screen / Esc](#)
[Printer-friendly Version](#)
[Interactive Discussion](#)