



**HAL**  
open science

## Retrieval of stratospheric aerosol size information from OSIRIS limb scattered sunlight spectra

A. E. Bourassa, D. A. Degenstein, E. J. Llewellyn

► **To cite this version:**

A. E. Bourassa, D. A. Degenstein, E. J. Llewellyn. Retrieval of stratospheric aerosol size information from OSIRIS limb scattered sunlight spectra. *Atmospheric Chemistry and Physics Discussions*, 2008, 8 (1), pp.4001-4016. hal-00303991

**HAL Id: hal-00303991**

**<https://hal.science/hal-00303991>**

Submitted on 18 Jun 2008

**HAL** is a multi-disciplinary open access archive for the deposit and dissemination of scientific research documents, whether they are published or not. The documents may come from teaching and research institutions in France or abroad, or from public or private research centers.

L'archive ouverte pluridisciplinaire **HAL**, est destinée au dépôt et à la diffusion de documents scientifiques de niveau recherche, publiés ou non, émanant des établissements d'enseignement et de recherche français ou étrangers, des laboratoires publics ou privés.

Stratospheric aerosol  
size retrieval from  
limb scatter

A. E. Bourassa et al.

# Retrieval of stratospheric aerosol size information from OSIRIS limb scattered sunlight spectra

A. E. Bourassa<sup>1</sup>, D. A. Degenstein<sup>2</sup>, and E. J. Llewellyn<sup>2</sup>

<sup>1</sup>Science Systems and Applications, Inc., Hampton, VA, USA

<sup>2</sup>Institute of Space and Atmospheric Studies, University of Saskatchewan, Saskatoon, Canada

Received: 5 December 2007 – Accepted: 23 January 2008 – Published: 26 February 2008

Correspondence to: A. E. Bourassa (adam.bourassa@ssaihq.com)

Title Page

Abstract

Introduction

Conclusions

References

Tables

Figures

◀

▶

◀

▶

Back

Close

Full Screen / Esc

Printer-friendly Version

Interactive Discussion

## Abstract

Recent work has shown that the retrieval of stratospheric aerosol vertical profiles is possible using limb scattered sunlight measurements at optical wavelengths. The aerosol number density profile is retrieved for an assumed particle size distribution and composition. This result can be used to derive the extinction at the measured wavelength. However, large systematic error can result from the uncertainty in the assumed size distribution when the result is used to estimate the extinction at other wavelengths. It is shown in this work that the addition of information obtained from the near infrared limb radiance profile at 1530 nm measured by the imaging module of the OSIRIS instrument yields an indication of the aerosol size distribution profile that can be used to improve the fidelity of the retrievals. A comparison of the estimated extinction profile at 1020 nm with coincident occultation measurements demonstrates agreement to within approximately 15% from 12 to 27 km altitude.

## 1 Introduction

The retrieval of the vertical profile of stratospheric aerosol from limb scatter measurements is of recent interest for the continuation of the long term trend measurements made by past occultation experiments, mostly notably the Stratospheric Aerosol and Gas Experiment (SAGE) series (McCormick et al., 1979; Russell and McCormick, 1989; Thomason and Taha, 2003). Additionally, aerosol distributions have been used previously to study the dynamics of the tropical stratospheric reservoir and stratospheric circulation patterns (Grant et al., 1996; Trepte and Hitchman, 1992), and the relatively high global and vertical resolution measurements possible with the limb scatter technique have potential to further such studies. Furthermore, since uncertainty in stratospheric aerosol is one of the dominant error sources in the retrieval of ozone from limb scatter (Loughman et al., 2005) the ability to retrieve aerosol directly from the measurements is critical to minimize this impact.

ACPD

8, 4001–4016, 2008

## Stratospheric aerosol size retrieval from limb scatter

A. E. Bourassa et al.

Title Page

Abstract

Introduction

Conclusions

References

Tables

Figures

◀

▶

◀

▶

Back

Close

Full Screen / Esc

Printer-friendly Version

Interactive Discussion

EGU

---

**Stratospheric aerosol  
size retrieval from  
limb scatter**A. E. Bourassa et al.

---

[Title Page](#)[Abstract](#)[Introduction](#)[Conclusions](#)[References](#)[Tables](#)[Figures](#)[◀](#)[▶](#)[◀](#)[▶](#)[Back](#)[Close](#)[Full Screen / Esc](#)[Printer-friendly Version](#)[Interactive Discussion](#)

Recently, Bourassa et al. (2007) presented a technique for the retrieval of the stratospheric aerosol number density profile from limb scatter sunlight spectra. This technique uses limb radiance profiles at 470 nm and 750 nm measured by the Optical Spectrograph and InfraRed Imaging System (OSIRIS) satellite instrument (Llewellyn et al., 2004). The inversion retrieves the aerosol number density profile for an assumed particle size distribution and composition. The measurement vector is taken as the logarithm of the ratio of the 750 nm radiance to the 470 nm radiance. Bourassa et al. (2007) show that the extinction derived from the retrieved density and the scattering cross section, which is calculated using Mie theory for the assumed size distribution, is sensitive to uncertainty in the size distribution. At 750 nm, the sensitivity is small as it arises only from error in the scattering phase function; however, when the result is used to extrapolate the extinction to other wavelengths, the uncertainty in the size distribution leads to large systematic error.

Previous work has shown that it is possible to retrieve aerosol particle size information from multi-spectral measurements of the extinction (e.g. Wang et al., 1989; Bingen et al., 2004). In this paper, we show that the same retrieval technique Bourassa et al. (2007) apply at 750 nm can be applied to the limb radiance profile at 1530 nm that is measured by one of the channels of the InfraRed Imaging (IRI) module of OSIRIS. In combination, these two results yield an indication of the particle size distribution that is used to improve the fidelity of the retrieved number density and greatly minimize the systematic error in the estimate of the aerosol extinction across the spectrum.

## 2 IRI measurements

The three channels of the IRI subsection of the OSIRIS instrument provide vertical images of the band integrated 1260, 1270 and 1530 nm atmospheric limb radiance. The 1260 and 1270 nm channels are designed to measure a molecular emission from excited state molecular oxygen that is formed through ozone photo-dissociation. This emission is quite bright compared to the Rayleigh background and so makes these

channels useless for the characterization of scattered sunlight. The 1530 nm channel is designed to measure the hydroxyl Meinel band emission that is also related to ozone photo-chemistry. However, this emission is extremely weak during the daytime and so results in measurements of limb scattered sunlight that are not significantly contaminated by the OH emission.

The IRI measurements are inherently different from the Optical Spectrograph (OS) measurements in that the IRI takes a multi-pixel vertical image of the limb, at a vertical resolution of approximately 1 km, with every exposure. The OS has a single line of sight and so requires the satellite to nod to accomplish a vertical limb scan. The optical axis of the OS and the IRI are co-aligned such that the pixel corresponding to the optical axis of the IRI has the same line of sight as the OS. Therefore, the OS and IRI are best used in combination by using measurements from the optical axis pixel of the IRI over the course of a vertical scan of the OS line of sight rather than an entire IRI vertical image from a single exposure. However, as the exposures of the OS and the IRI are not synchronized, a simple log-space linear interpolation of the IRI radiance profile to the OS tangent altitudes is required for the retrieval.

### 3 Size information

[Bourassa et al. \(2007\)](#) show comparisons of the OS measurements with forward model radiances calculated using the retrieved aerosol profile number density profile and the assumed size distribution. The good agreement that is demonstrated at all wavelengths from 470 to 810 nm suggests that there is little, or no, further information in the OS spectra that can be used to infer particle size. Similar agreement is obtained for any reasonable choice of size distribution. However, when the retrieved aerosol profile is used to forward model the limb radiance in the near infrared at 1530 nm, there is a significant difference between the modeled radiance and the IRI measurement. This discrepancy is an indication of the error in the assumed particle size distribution.

Figure 1 is a plot of the limb radiance measured by the OS at 750 nm and by the

## Stratospheric aerosol size retrieval from limb scatter

A. E. Bourassa et al.

Title Page

Abstract

Introduction

Conclusions

References

Tables

Figures

◀

▶

◀

▶

Back

Close

Full Screen / Esc

Printer-friendly Version

Interactive Discussion

IRI at 1530 nm during scan 15616043. The IRI profile is taken from the optical axis pixel and interpolated to the OS tangent altitudes. Forward model radiances calculated using the SASKTRAN spherical, successive orders radiative transfer model (Bourassa et al., 2008) with five orders of multiple scattering are also shown in the figure. All profiles are normalized to the radiance at 31 km tangent altitude because the absolute calibration of the IRI is uncertain. The left panel shows the modeled radiance profile at 750 nm using the initial guess aerosol number density profile and the retrieved profile using the 750 nm/470 nm ratio measurement vector. The right panel shows the model result at 1530 nm, again using the same retrieved aerosol number density profile.

The size distribution assumed for this retrieval is log-normal (Hansen and Travis, 1974), and constant in altitude, with a mode radius of 0.15 micron and a mode width of 1.6. This mode radius is approximately a factor of two larger than that expected for typical background conditions (Deshler et al., 2003), and was chosen to demonstrate the sensitivity to the size distribution.

The radiance profiles at 750 nm demonstrate good agreement between the measurement and the model calculation that uses the retrieved aerosol profile. However, the modeled radiance at 1530 nm is systematically higher than the IRI measurement at all altitudes. This bias is due to error in the assumed particle size. The Ångström relation (Ångström, 1964) approximates the aerosol scattering cross section by a simple inverse power law where the wavelength dependence for large particles is weaker than that for small particles. In a single scatter sense, the systematically high radiance predicted by SASKTRAN at 1530 nm in Fig. 1 is due to an aerosol scattering cross section that is too large. Thus, using the Ångström exponent relation, this can be interpreted as a size distribution corresponding to particles that are too large; that is, in order to make the 1530 nm model prediction agree with the IRI measurements, the aerosol cross section must decrease more quickly with wavelength. Therefore the IRI observations provide a measured sensitivity to the aerosol particle size distribution parameters.

---

**Stratospheric aerosol  
size retrieval from  
limb scatter**A. E. Bourassa et al.

---

[Title Page](#)[Abstract](#)[Introduction](#)[Conclusions](#)[References](#)[Tables](#)[Figures](#)[⏪](#)[⏩](#)[◀](#)[▶](#)[Back](#)[Close](#)[Full Screen / Esc](#)[Printer-friendly Version](#)[Interactive Discussion](#)

## 4 Methodology

The aerosol number density retrieval described by Bourassa et al. (2007) characterizes the aerosol scattering with a measurement vector that is constructed using the logarithm of the ratio of the radiance at a long wavelength to the radiance at a shorter wavelength (in this case 750 nm to 470 nm). The inversion fits the model prediction to the measurement by adjusting the aerosol number density in a manner that is consistent at both the long and short wavelengths. Choosing a different combination of wavelengths to form the measurement vector ratio yields a retrieved number density that is radiatively consistent with this alternate set of wavelengths. If the assumed particle size distribution accurately describes the actual size distribution, the retrieved number density does not depend on the choice of different wavelength pairs, i.e. any wavelength ratio with sufficient sensitivity will yield the same retrieved number density. However, if the assumed size distribution does not accurately describe the real distribution, the retrieved number density will differ in order to best match the measurement vector for the specific wavelength pair.

Consider the result of performing the aerosol number density retrieval several times, where each time the long wavelength of the ratio is shifted to a longer wavelength. Each of the retrieved number density profiles,  $n_j(h)$ , can be converted to extinction at each measured wavelength using the corresponding scattering cross section,  $\sigma(\lambda, h)$ . The effect of uncertainty in the assumed size distribution has only a small effect on the retrieved extinction due to error in the phase function used in forward model in the inversion (Bourassa et al., 2007). For each altitude,  $h$ , and for each wavelength,  $\lambda_j$ , the retrieved extinction is,

$$k(\lambda_j, h) = \sigma(\lambda_j, h) n_j(h). \quad (1)$$

Choosing one of the measured extinction profiles as a reference yields a measured extinction ratio at each of the remaining wavelengths,

$$\tilde{k}_{\text{meas}}(\lambda_j, h) = \frac{k(\lambda_j, h)}{k(\lambda_{\text{ref}}, h)}. \quad (2)$$

### Stratospheric aerosol size retrieval from limb scatter

A. E. Bourassa et al.

Title Page

Abstract

Introduction

Conclusions

References

Tables

Figures

◀

▶

◀

▶

Back

Close

Full Screen / Esc

Printer-friendly Version

Interactive Discussion

Theoretically, the extinction ratio is simply the cross section ratio because the actual number density, which cannot depend on wavelength, cancels in the ratio,

$$\tilde{k}_{\text{theory}}(\lambda_i, h) = \frac{\sigma(\lambda_i, h) n(h)}{\sigma(\lambda_{\text{ref}}, h) n(h)} = \tilde{\sigma}(\lambda_i, h). \quad (3)$$

Therefore, the problem reduces to a standard minimization. Using the set of retrieved number density profiles, one for each wavelength, a set of measured extinction ratios is determined (this will be one less than the number of wavelengths as one is the reference). Using Mie theory, the extinction ratio can be calculated as the cross section ratio at each measured wavelength for any size distribution. Assuming a single mode log-normal distribution reduces the problem to the determination of the mode radius and the mode width that correspond to a set of extinction ratios that best match the measured extinction ratios.

## 5 Implementation with OSIRIS

Assuming the log-normal size distribution parameters used to perform the aerosol inversion shown in Sect. 3, the aerosol number density inversion was performed a second time on scan 15616043 using the 1530 nm imager radiance profile for the long wavelength channel. As expected, due to the uncertainty in the assumed size distribution, the two inversions yield different retrieved number density profiles. These two profiles, and the initial guess profile, are shown in the left panel of Fig. 2. Since the assumed distribution is uniform in altitude, the resulting extinction at each wavelength, is simply a scaling of the retrieved number density by the corresponding scattering cross section. The calculated extinction ratio,

$$\tilde{k}_{\text{meas}}(750 \text{ nm}, h) = \frac{k(750 \text{ nm}, h)}{k(1530 \text{ nm}, h)}, \quad (4)$$

is shown in the right panel of the figure along with the extinction ratio from the assumed size distribution. The shape of the extinction ratio profile reflects the shape of the

### Stratospheric aerosol size retrieval from limb scatter

A. E. Bourassa et al.

Title Page

Abstract

Introduction

Conclusions

References

Tables

Figures

◀

▶

◀

▶

Back

Close

Full Screen / Esc

Printer-friendly Version

Interactive Discussion



particle size distribution profile in that a smaller extinction ratio corresponds to larger particle size.

The theoretical extinction ratio at these wavelengths can be pre-calculated using the Mie cross sections for a large set of log-normal mode radius and mode width values.

5 The left panel of Fig. 3 shows the least-squares fit between the measured and theoretical extinction ratio at 18 km altitude. Blue in this standard colour scale denotes the value of zero. Clearly, this single measured extinction ratio does not provide a unique minimum in the least-square space. A family of solutions arise that show that for each mode width, there is a value of mode radius that corresponds to the extinction ratio that matches the measurement. The zero in the least squares space decreases in  
10 mode radius for increasing values of mode width. This is understandable as the distribution must widen as the radius decreases in order to maintain the same effective scattering cross section. This situation of a family of solutions is typical and a similar solution occurs at other altitudes in this scan. Optimistically, this result provides one of  
15 the two assumed parameters. For an assumed mode width, the mode radius is fixed; conversely, for an assumed mode radius, the mode width is fixed.

The right panel Fig. 3 shows the altitude profile of the mode radius that is determined from the least squares fit of the extinction ratio for an assumed mode width of 1.6 and a large range of pre-calculated mode radii. The retrieved particles sizes are smaller  
20 at all altitudes than the initial guess as predicted from inspection of the original modeled 1530 nm radiance profile. The value of mode width, 1.6, is somewhat arbitrary; however, it is consistent with the in-situ measurements made by [Deshler et al. \(2003\)](#).

The error bar shown on the mode radius values in Fig. 3 is a simple propagation of the aerosol number density error bar through the extinction ratio and least squares fit. It is quite large as it represents a worst case. The size of the error is partly due  
25 to the fact that the minimum in the least squares space is not narrow; for an assumed mode width, a relatively small change in the extinction ratio produces a large change in the mode radius. Thus detector noise, the dominant term in the error in the retrieved aerosol number density, creates a large error bar in mode radius.

---

**Stratospheric aerosol  
size retrieval from  
limb scatter**A. E. Bourassa et al.

---

Title Page

Abstract

Introduction

Conclusions

References

Tables

Figures

◀

▶

◀

▶

Back

Close

Full Screen / Esc

Printer-friendly Version

Interactive Discussion

---

**Stratospheric aerosol  
size retrieval from  
limb scatter**A. E. Bourassa et al.

---

Title Page

Abstract

Introduction

Conclusions

References

Tables

Figures

◀

▶

◀

▶

Back

Close

Full Screen / Esc

Printer-friendly Version

Interactive Discussion

It is generally true that the addition of the extinction ratio at more wavelengths should provide the ability to fix both size distribution parameters. This same method was applied to a set of retrieved extinction profiles at 700, 750, 800 and 1530 nm. Measurements at wavelengths shorter than 700 nm are significantly contaminated by the Chappuis ozone absorption band. The best fit size distribution parameters for the set can then be found by standard chi-squared minimization where 1530 nm is again used as the reference wavelength. It was found that the inclusion of the extinction at these additional wavelengths is unable to further determine the size distribution and almost identical results were found. This is due to the fact that the Mie scattering cross section curve is quite flat over the region from 700 to 800 nm and almost no extra information is gained by incorporating these measurements.

It is possible to iterate this number density/particle size procedure by using the retrieved size distribution profile to retrieve the extinction ratio again. This results in a second estimate of the size distribution profile. Errors due to uncertainty in the phase function should decrease with iteration. However, the iteration is very sensitive to structure in the size distribution profile and because the error bar is quite large, the noise quickly becomes unmanageable. Improvements to the technique are possible, such as forcing a smooth functional form for the size distribution profile or using a statistical inversion technique to create a weighted average with a smooth a priori state. However, for this study it is concluded that a first estimate of the mode radius for an assumed mode width is possible using the 750 nm/1530 nm extinction ratio.

## 6 Coincident SAGE II/III extinction

The OSIRIS scan used in this work was chosen as it is a coincident measurement with SAGE II and SAGE III occultation events used by Bourassa et al. (2007). To derive the best estimate of the aerosol extinction profile, we use the retrieved mode radius profile shown in Fig. 3 with the assumed mode width of 1.6, and retrieve the corresponding aerosol number density profile a final time using the standard 750 nm/470 nm ratio.

The result is converted to extinction at 1020 nm using the Mie scattering cross section corresponding to the retrieved size distribution at each altitude. The OSIRIS extinction profile is shown in Fig. 4, together with the coincident SAGE II and III measurements. The extinction derived from the aerosol number density inversion with the assumed size distribution profile is also shown. Clearly the OSIRIS extinction for the retrieved size profile is an improvement over the result derived for the assumed size. The OSIRIS profile agrees with the occultation measurements to within the error bar for most points between 12 and 27 km. It is again important to note that the assumed mode radius used here was purposely chosen to be significantly larger than a typical background size in order to demonstrate the sensitivity to the assumed size and the improvement in the result that is possible when using the IRI measurement. It is also encouraging to note that the structure in the extinction profile for the assumed size profile is corrected when the retrieved size information is incorporated. This is due to the fact that the assumed size is constant in altitude and because the true profile is peaked, this structure is compensated for in the retrieved density.

## 7 Conclusions

While it is difficult to ascertain from this brief comparison a validation of the particle size information that can be obtained from the OSIRIS measurements, it is clear that by including the near infrared measurements an indication of the particle size distribution can be obtained. This distribution is typical of background conditions and yields good agreement in retrieved extinction at 1020 nm with the measurements from SAGE II and III.

We believe that this work shows the potential for two significant advances. First, there is potential for the retrieval of height resolved global maps of the aerosol size distribution at the resolution possible with limb scatter measurements. Secondly, the ability of the limb scatter technique to infer the size distribution independently for the robust retrieval of aerosol extinction makes limb scatter measurements a realistic alter-

### Stratospheric aerosol size retrieval from limb scatter

A. E. Bourassa et al.

Title Page

Abstract

Introduction

Conclusions

References

Tables

Figures

◀

▶

◀

▶

Back

Close

Full Screen / Esc

Printer-friendly Version

Interactive Discussion

native for long term operational monitoring of the stratosphere.

*Acknowledgements.* This work is supported in part by the Canadian Space Agency.

## References

- Ångström, A.: The parameters of atmospheric turbidity, *Tellus*, 16, 64–75, 1964. [4005](#)
- 5 Bingen, C., Fussen, D., and Vanhellemont, F.: A global climatology of stratospheric aerosol size distribution parameters derived from SAGE II data over the period 1984–2000: 1. Methodology and climatological observations, *J. Geophys. Res.*, 109, D06201, doi:10.1029/2003JD003518, 2004. [4003](#)
- 10 Bourassa, A. E., Degenstein, D. A., Gattinger, R. L., and Llewellyn, E. J.: Stratospheric aerosol retrieval with OSIRIS limb scatter measurements, *J. Geophys. Res.*, 112, D10217, doi:10.1029/2006JD008079, 2007. [4003](#), [4004](#), [4006](#), [4009](#)
- Bourassa, A. E., Degenstein, D. A., and Llewellyn, E. J.: SASKTRAN: A spherical geometry radiative transfer code for efficient estimation of limb scattered sunlight, *J. Quant. Spectros. Radiat. Trans.*, 109, 52–73, 2008. [4005](#)
- 15 Deshler, T., Hervig, M. E., Hofmann, D. J., Rosen, J. M., and Liley, J. B.: Thirty years of in-situ stratospheric aerosol size distribution measurements from Laramie, Wyoming (41 N), using balloon-borne instruments, *J. Geophys. Res.*, 108(D5), 4167, doi:10.1029/2002JD002514, 2003. [4005](#), [4008](#)
- Grant, W. B., Browell, E. V., Long, C. S., Stowe, L. L., Grainger, R. G., and Lambert, A.: Use of volcanic aerosols to study the tropical stratospheric reservoir, *J. Geophys. Res.*, 101(D2), 3973–3988, doi:10.1029/95JD03164, 1996. [4002](#)
- 20 Hansen, J. E. and Travis, L. D.: Light scattering in planetary atmospheres, *Space Sci. Rev.*, 16, 527–610, 1974. [4005](#)
- Llewellyn, E. J., Lloyd, N. D., Degenstein, D. A., Gattinger, R. L., Petelina, S. V., Bourassa, A. E., Wiensz, J. T., Ivanov, E. V., McDade, I. C., Solheim, B. H., McConnell, J. C., Haley, C. S., von Savigny, C., Sioris, C. E., McLinden, C. A., Griffioen, E., Kaminski, J., Evans, W. F., Puckrin, E., Strong, K., Wehrle, V., Hum, R. H., Kendall, D. J. W., Matsushita, J., Murtagh, D. P., Brohede, S., Stegman, J., Witt, G., Barnes, G., Payne, W. F., Piché, L., Smith, K., Warshaw, G., Deslauniers, D.-L., Marchand, P., Richardson, E. H., King, R. A., Wevers, I., McCreath, W., Kyrölä, E., Oikarinen, L., Leppelmeier, G. W., Auvinen, H., Mégie, G., Hauchecorne, A.,

## Stratospheric aerosol size retrieval from limb scatter

A. E. Bourassa et al.

Title Page

Abstract

Introduction

Conclusions

References

Tables

Figures

◀

▶

◀

▶

Back

Close

Full Screen / Esc

Printer-friendly Version

Interactive Discussion

- Lefèvre, F., de La Nöe, J., Ricaud, P., Frisk, U., Sjöberg, F., von Schéele, F., and Nordh, L.: The OSIRIS instrument on the Odin spacecraft, *Can. J. Phys.*, 82, 411–422, 2004. [4003](#)
- Loughman, R. P., Flittner, D. E., Herman, B. M., Bhartia, P. K., Hilsenrath, E., and McPeters, R. D.: Description and sensitivity analysis of a limb scattering ozone retrieval algorithm, *J. Geophys. Res.*, 110, D19301, doi:10.1029/2004JD005429, 2005. [4002](#)
- 5 McCormick, M. P., Hamill, P., Pepin, T. J., Chu, W. P., Swissler, T. J., and McMaster, L. R.: Satellite studies of the stratospheric aerosol., *B. Am. Meteorol. Soc.*, 60, 1038–1047, 1979. [4002](#)
- Russell, P. B. and McCormick, M. P.: SAGE II aerosol data validation and initial data use: An introduction and overview, *J. Geophys. Res.*, 94, 8335–8338, 1989. [4002](#)
- 10 Thomason, L. W. and Taha, G.: SAGE III aerosol extinction measurements: Initial results, *Geophys. Res. Lett.*, 30(12), 1631, doi:10.1029/2003GL017317, 2003. [4002](#)
- Trepte, C. R. and Hitchman, M. H.: Tropical stratospheric circulation deduced from satellite aerosol data, *Nature*, 355, 626–628, 1992. [4002](#)
- 15 Wang, P.-H., McCormick, M. P., Fuller, W. H., Yue, G. K., Swissler, T. J., and Osborn, M. T.: Inference of stratospheric aerosol composition and size distribution from SAGE II satellite measurements, *J. Geophys. Res.*, 94, 8435–8446, 1989. [4003](#)

---

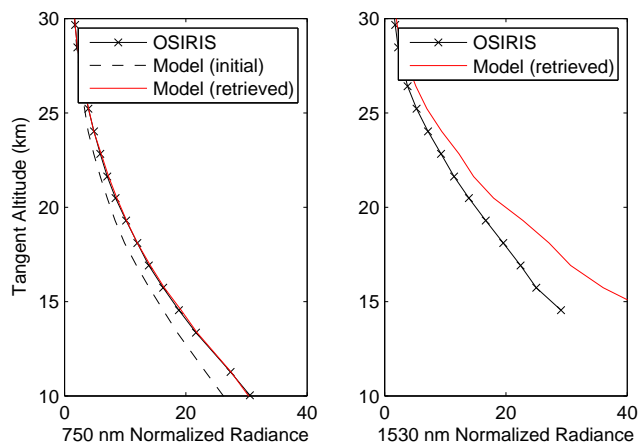
**Stratospheric aerosol  
size retrieval from  
limb scatter**A. E. Bourassa et al.

---

[Title Page](#)[Abstract](#)[Introduction](#)[Conclusions](#)[References](#)[Tables](#)[Figures](#)[I◀](#)[▶I](#)[◀](#)[▶](#)[Back](#)[Close](#)[Full Screen / Esc](#)[Printer-friendly Version](#)[Interactive Discussion](#)

## Stratospheric aerosol size retrieval from limb scatter

A. E. Bourassa et al.



**Fig. 1.** Modelled and measured limb radiance spectra (normalized to 31 km) for the initial guess and retrieved aerosol number density profile obtained using the 750 nm/470 nm ratio. A uniform height profile of size distribution parameters (mode radius of 0.15 micron, mode width of 1.6) is assumed.

Title Page

Abstract

Introduction

Conclusions

References

Tables

Figures

◀

▶

◀

▶

Back

Close

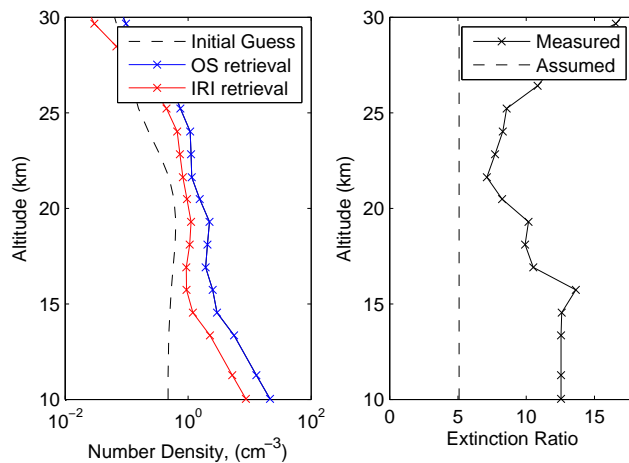
Full Screen / Esc

Printer-friendly Version

Interactive Discussion

**Stratospheric aerosol  
size retrieval from  
limb scatter**

A. E. Bourassa et al.

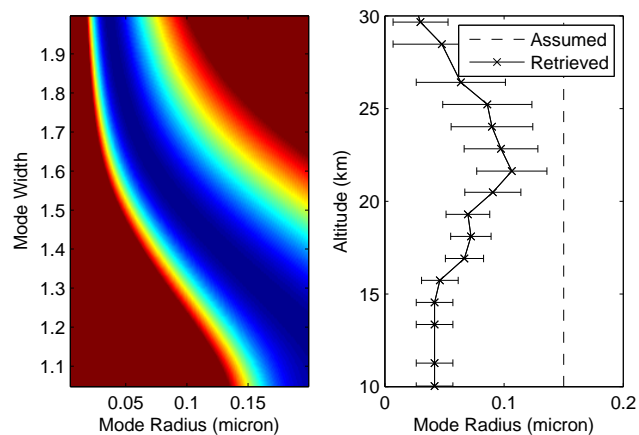


**Fig. 2.** The initial guess and retrieved aerosol density profiles obtained using the visible and near infrared wavelengths, and the resulting extinction ratio.

[Title Page](#)[Abstract](#)[Introduction](#)[Conclusions](#)[References](#)[Tables](#)[Figures](#)[◀](#)[▶](#)[◀](#)[▶](#)[Back](#)[Close](#)[Full Screen / Esc](#)[Printer-friendly Version](#)[Interactive Discussion](#)

**Stratospheric aerosol  
size retrieval from  
limb scatter**

A. E. Bourassa et al.



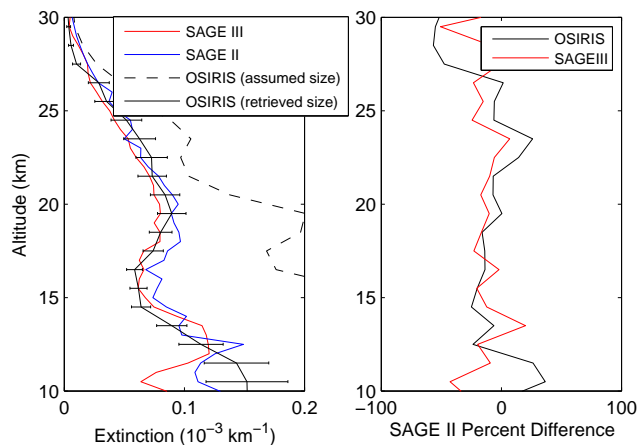
**Fig. 3.** Least squares fit values of log-normal size distribution parameters for the retrieved extinction ratio at 18 km altitude, and the retrieved mode radius profile for assumed mode width of 1.6.

[Title Page](#)[Abstract](#)[Introduction](#)[Conclusions](#)[References](#)[Tables](#)[Figures](#)[◀](#)[▶](#)[◀](#)[▶](#)[Back](#)[Close](#)[Full Screen / Esc](#)[Printer-friendly Version](#)[Interactive Discussion](#)



## Stratospheric aerosol size retrieval from limb scatter

A. E. Bourassa et al.



**Fig. 4.** SAGE II/III and OSIRIS intercomparison of 1020 nm extinction for the assumed size distribution profile and for the retrieved aerosol mode radius profile shown in Fig. 3. All profiles are interpolated to the same 1 km altitude grid.

Title Page

Abstract

Introduction

Conclusions

References

Tables

Figures

◀

▶

◀

▶

Back

Close

Full Screen / Esc

Printer-friendly Version

Interactive Discussion