



HAL
open science

Carbonate precipitation in brine? the trigger for tropospheric ozone depletion events

R. Sander, J. Burrows, L. Kaleschke

► **To cite this version:**

R. Sander, J. Burrows, L. Kaleschke. Carbonate precipitation in brine? the trigger for tropospheric ozone depletion events. *Atmospheric Chemistry and Physics Discussions*, 2006, 6 (4), pp.7075-7091. hal-00302027

HAL Id: hal-00302027

<https://hal.science/hal-00302027>

Submitted on 18 Jun 2008

HAL is a multi-disciplinary open access archive for the deposit and dissemination of scientific research documents, whether they are published or not. The documents may come from teaching and research institutions in France or abroad, or from public or private research centers.

L'archive ouverte pluridisciplinaire **HAL**, est destinée au dépôt et à la diffusion de documents scientifiques de niveau recherche, publiés ou non, émanant des établissements d'enseignement et de recherche français ou étrangers, des laboratoires publics ou privés.

**Carbonate
precipitation in brine
triggers ozone
depletion events**

R. Sander et al.

Carbonate precipitation in brine – the trigger for tropospheric ozone depletion events

R. Sander¹, J. Burrows², and L. Kaleschke^{2,*}

¹Air Chemistry Department, Max-Planck Institute of Chemistry, P.O. Box 3060, 55020 Mainz, Germany

²Institute of Environmental Physics and Remote Sensing, University of Bremen, Germany

*now at: Institute of Oceanography, Center for Marine and Atmospheric Research, University of Hamburg, Germany

Received: 3 July 2006 – Accepted: 10 July 2006 – Published: 25 July 2006

Correspondence to: R. Sander (sander@mpch-mainz.mpg.de)

Title Page

Abstract

Introduction

Conclusions

References

Tables

Figures

⏪

⏩

◀

▶

Back

Close

Full Screen / Esc

Printer-friendly Version

Interactive Discussion

Abstract

Tropospheric ozone depletion events (ODEs) at high latitudes were discovered 20 years ago and are attributed to bromine explosions. However, an outstanding and unresolved issue is the explanation of how the acid-catalyzed reaction cycle is triggered in atmospheric particles derived from alkaline sea water. By simulating the chemistry occurring in polar regions over recently formed sea ice, we can model successfully the transformation of inert sea-salt bromide to reactive bromine monoxide (BrO) and the subsequent ODE when precipitation of calcium carbonate from freezing sea water is taken into account. In addition, we found the temperature dependence of the equilibrium $\text{BrCl} + \text{Br}^- \rightleftharpoons \text{Br}_2\text{Cl}^-$ to be important.

1 Introduction

Satellite measurements found that clouds of BrO are widespread in spring throughout the Arctic and also the Antarctic (Richter et al., 1998; Wagner et al., 2001). Since the production of hydroxyl radicals at high latitudes is relatively small, this natural source of reactive halogens represents an additional and important regional contribution to the oxidative capacity of the atmosphere. The reaction of bromide (Br^-) with hypobromous acid (HOBr) in aerosols was proposed by Fan and Jacob (1992) to explain how the necessary bromine concentrations could be sustained by recycling through the aqueous phase. However, since the direct reaction is not fast enough, the following reaction sequence takes place (Vogt et al., 1996):



Carbonate precipitation in brine triggers ozone depletion events

R. Sander et al.

Title Page

Abstract

Introduction

Conclusions

References

Tables

Figures

⏪

⏩

◀

▶

Back

Close

Full Screen / Esc

Printer-friendly Version

Interactive Discussion



The bromine, released as Br_2 or BrCl , is photolyzed to produce Br atoms, which catalytically destroy O_3 . Since Reaction (R1) is acid-catalyzed, it has been a scientific puzzle how it can proceed in particles derived from alkaline sea water. Previous model studies of the bromine explosion did not explain or address how adequate acidity is achieved. Either they did not consider aqueous-phase chemistry at all (Tang and McConnell, 1996; Zeng et al., 2003; Lehrer et al., 2004), assumed emissions of already activated bromine (Borken, 1996; Sander et al., 1997), or artificially acidified the model aerosol (Fan and Jacob, 1992; Michalowski et al., 2000; Evans et al., 2003). Although bromine could also be produced on the frozen surface of sea ice (Adams et al., 2002), this source would quickly be exhausted since diffusion through solid ice is slow. A consistent mechanism is required to explain the observations. Here, we present a box model study showing that precipitation of calcium carbonate from freezing sea water triggers the transformation of inert sea-salt bromide to reactive bromine.

2 Model description

To investigate the role of carbonate precipitation, we have implemented it into the atmospheric chemistry model MECCA (Sander et al., 2005), describing the release of halogens from sea salt aerosol under conditions of the polar boundary layer at 82°N . MECCA contains both bromine and chlorine chemistry in the gas phase and aerosols, with fully pH-dependent aqueous-phase chemistry. The model runs start on 31 March with initial mixing ratios as shown in Table 1. To account for NO from the snow surface (Beine et al., 2002), a constant (24 h) flux of $10^8 \text{ cm}^{-2} \text{ s}^{-1}$ is emitted. After a spin up of a few days, sea-salt particles of $2 \mu\text{m}$ radius are injected into the air on 4 April. The initial liquid water content (LWC) of the model aerosol is $5 \times 10^{-10} \text{ m}^3/\text{m}^3$, and it decays exponentially with a lifetime of 3 days.

Carbonate precipitation in brine triggers ozone depletion events

R. Sander et al.

Title Page

Abstract

Introduction

Conclusions

References

Tables

Figures

⏪

⏩

◀

▶

Back

Close

Full Screen / Esc

Printer-friendly Version

Interactive Discussion

3 Carbonate precipitation and aerosol generation

Sea water is the primary source of the halogens (McConnell et al., 1992). Recently, Kaleschke et al. (2004) showed that regions experiencing “potential frost flower” (PFF) conditions were the sources of the BrO clouds. Such regions are characterized by the opening of the ice at very low temperature, which results in new ice formation and can lead to the growth of frost flowers. Here, we propose a mechanism by which airborne sea-salt particles can be formed under PFF conditions. In the spring, leads open up, e.g. caused by ice flows that drift away. The relatively warm sea water is exposed to the cold air. Evaporation humidifies the air above the lead (Fig. 1a). The top layer of the sea water cools down and starts to freeze. This produces a water ice layer. Sea-salt components with a low solubility also precipitate into this ice layer. The remaining liquid is expelled from the ice lattice and forms a brine layer on top of the freshly formed ice. This brine is a concentrated sea-salt solution depleted in low-solubility components (Fig. 1b). Frost flowers can grow on the ice, or snow flakes (generated in the previously humidified air) fall onto the ice. The surface of the frost flowers or snow flakes becomes coated with the brine through capillary forces. Finally, a wind gust transforms them into airborne particles. If the surface is neither covered by frost flowers nor snow flakes, the wind gust may still produce aerosol particles directly from the brine layer (Fig. 1c). This aerosol generation process is supported by observations (Wagenbach et al., 1998; Rankin et al., 2002; Rankin and Wolff, 2003; Wolff et al., 2003, 2006) of sulfate fractionation, showing that mirabilite (Na_2SO_4) precipitation must have occurred on the ground before the particles were injected into the atmosphere.

An important component of sea salt with a low solubility is CaCO_3 . Laboratory experiments by Papadimitriou et al. (2003) have shown carbonate precipitation during sea ice formation. Measurements of Antarctic aerosol samples by Wagenbach et al. (1998) are also consistent with precipitation of CaCO_3 , even though Ca fractionation was not seen. Precipitation of CaCO_3 affects carbonate but has only a very small effect on Ca which has a much higher concentration in sea water than carbonate. Literature

Carbonate precipitation in brine triggers ozone depletion events

R. Sander et al.

Title Page

Abstract

Introduction

Conclusions

References

Tables

Figures

⏪

⏩

◀

▶

Back

Close

Full Screen / Esc

Printer-friendly Version

Interactive Discussion

data about the exact degree of CaCO_3 precipitation is sparse. Assuming equilibrium with atmospheric CO_2 , we find that below 265 K most of the carbonate precipitates (Fig. 2). The removal of CaCO_3 reduces the buffering capacity of the sea water and thus facilitates its acidification.

4 Results and discussion

4.1 Arctic conditions

To identify the key processes responsible for the release of bromine, different MECCA simulations have been undertaken, as summarized in Table 2. In the PRECIP run (black lines in Fig. 3), we assume 30% carbonate precipitation relative to sea water. We use this conservative estimate since we cannot be sure that the thermodynamic equilibrium with large precipitation is reached. Ozone drops from 40 nmol/mol to almost zero within about 2 days, and BrO is between 30 and 40 pmol/mol. The aerosol is initially alkaline, consistent with observations (Kalnajs and Avallone, 2006). During the model run, it reaches acidities as low as pH 3. This acidity results from the oxidation of SO_2 and NO_2 , and it is the main driving force behind the bromide activation. The model shows bromide depletion while the bromine explosion is active ($\text{EF}(\text{Br}) < 1$ in Fig. 3e), and accumulation of HBr in the remaining aerosol ($\text{EF}(\text{Br}) > 1$) once all ozone has been destroyed. These results successfully reproduce features observed during the ozone depletion events. Snow samples (which represent the chemical composition of airborne particles) were found to be depleted in bromide up to 50 km downwind of the open ocean. Further away from the sea water source (50–100 km), Simpson et al. (2005) found bromide enrichment relative to sea-water sodium.

To show the effect of the carbonate precipitation, we compared the PRECIP run to a sensitivity study NOPRECIP, in which CaCO_3 does not precipitate. In the PRECIP case the carbonate precipitation results in a very significant decrease in pH, stimulating the acid-catalyzed production of Br_2 . The NOPRECIP case clearly shows very different

Carbonate precipitation in brine triggers ozone depletion events

R. Sander et al.

Title Page

Abstract

Introduction

Conclusions

References

Tables

Figures

⏪

⏩

◀

▶

Back

Close

Full Screen / Esc

Printer-friendly Version

Interactive Discussion

results (red lines in Fig. 3). Here, the available acids are not sufficient to remove the carbonate buffer, and the aerosol pH does not fall below 6. The ozone destruction is much slower, and about half of the ozone still remains after 3 days.

The critical reaction, i.e. the rate-limiting step, of the bromine activation is equilibrium (R2). As its temperature dependence has not yet been reported in the literature, we have estimated its equilibrium constant K_{R2} as a function of temperature T by combining available thermodynamic data from Liu and Margerum (2001):

$$K_{R2} = \frac{K_{R4}}{K_{R3} \times K_{R1}} = \frac{[\text{Br}_2\text{Cl}^-]}{[\text{Br}^-][\text{BrCl}]} \quad (1)$$
$$= 1.8 \times 10^4 \frac{\text{dm}^3}{\text{mol}} \times \exp\left(7500 \text{ K} \left(\frac{1}{T} - \frac{1}{298.15 \text{ K}}\right)\right)$$

At low temperature, equilibrium (R2) shifts to the right, and BrCl is transformed into Br_2 , propagating the bromine activation cycle. At high temperature, however, the dissociation of Br_2Cl^- towards BrCl and Br^- is fast and slows the cycle. In the sensitivity study ROOMTEMP, we have used the value at 298.15 K for K_{R2} instead of the value extrapolated to 240 K, as in the other runs. Remarkably, there is now little or no ozone destruction (blue lines in Fig. 3).

Another unresolved issue concerns the temporal evolution of bromine and chlorine. To investigate it, we performed further sensitivity studies. In the PRECIP run, there is sufficient aerosol so that there is always some bromide left in the aerosol ($\text{EF}(\text{Br}) > 0$, see black line in Fig. 3e) throughout the ODE. BrCl produced in Reaction (R1) does not leave the particle but reacts further with Br^- towards Br_2 via Reactions (R2) and (R3). Therefore, chlorine activation is small. In the sensitivity study LOWSALT (green lines in Fig. 3), the amount of aerosol is reduced by 20%. Here, all the aerosol bromide is used up before the ozone depletion has been completed. The aqueous-phase chemistry switches to a different regime. BrCl cannot react with Br^- anymore and instead escapes to the gas phase, where it is quickly photolyzed into Br and Cl. Consistent

Carbonate precipitation in brine triggers ozone depletion events

R. Sander et al.

Title Page

Abstract

Introduction

Conclusions

References

Tables

Figures

⏪

⏩

◀

▶

Back

Close

Full Screen / Esc

Printer-friendly Version

Interactive Discussion

with measurements by Foster et al. (2001), most of the chlorine atoms originate from the photolysis of BrCl, not Cl₂. The integrated Cl atom concentration in the LOWSALT scenario compares well with Arctic measurements by Jobson et al. (1994).

4.2 Antarctic conditions

5 The Arctic and the Antarctic are very different with respect to the amount of acidity available. In the Arctic, the outflow of pollution from the populated and industrialized parts of the northern hemisphere results in the precursors of inorganic acidity and acidic aerosol reaching even remote regions. Thus, there is potentially sufficient SO₂ to acidify the aerosol as a result of the accumulation of atmospheric acids during the
10 Arctic winter from sources in Eurasia and North America. In spite of this, our model results suggest that even at 100 pmol/mol SO₂, carbonate precipitation is necessary to acidify the sea-salt aerosol. The Antarctic has the cleanest surface layer air on our planet. Although some acidity is generated from the oxidation of oceanic dimethyl sulfide (DMS) and naturally produced nitrogen oxides, the total amount is small. Nev-
15 ertheless, bromine explosions are observed in the Southern hemisphere above sea ice, too (Wagner et al., 2001). To investigate Antarctic conditions, further simulations have been undertaken, as shown in Fig. 4. We vary the amount of sea-salt aerosol that is injected into the air. There is a delicate balance between available sea salt, which provides bromide but is alkaline, and available acidity. The fastest ozone de-
20 struction rate is obtained with the medium aerosol concentration. With less aerosol, the amount of bromide is smaller and the ozone destruction rate is accordingly less. With more aerosol, the available acids are no longer sufficient to neutralize the sea-water alkalinity. The pH remains high, and the ozone destruction rate is low. Thus, ozone destruction rates increase with increasing amount of sea salt, as long as the
25 acidity is sufficient to neutralize the remaining buffer capacity after carbonate precipitation. Additional acids lower the pH further but do not accelerate the ozone destruction.

Carbonate precipitation in brine triggers ozone depletion events

R. Sander et al.

Title Page

Abstract

Introduction

Conclusions

References

Tables

Figures

⏪

⏩

◀

▶

Back

Close

Full Screen / Esc

Printer-friendly Version

Interactive Discussion

5 Conclusions

Our model calculations demonstrate that a previously neglected process, namely the precipitation of carbonate, plays a key role in the triggering of the acid-catalyzed bromine explosion, and thus in the depletion of tropospheric ozone. Provided the brine on the surface of the ice and that wicked onto the frost flowers reaches a sufficiently low temperature, the mechanism described above could also take place directly on the sea ice surface. Our results are consistent with observations and explain why bromine release is accelerated under low temperature conditions experienced at high latitudes. Halogen activation is limited by both salt content and available acidity. During the ozone depletion event, bromine is activated first. Chlorine activation only starts when the particles have lost all their bromide. Most of the chlorine originates from the photolysis of BrCl. Production of chlorine atoms from Cl₂ is small.

Accurate kinetic and thermodynamic data at low temperature and high salinity are required to confirm the estimates made in this study. Experimental data are needed for the solubility product of CaCO₃ and the equilibrium coefficient of the key reaction $\text{BrCl} + \text{Br}^- \rightleftharpoons \text{Br}_2\text{Cl}^-$ under conditions typical for the polar boundary layer. In addition, 3-dimensional modeling studies are required to understand the spatial structure of ODEs and BrO clouds. The impact of climate change on this important source of oxidative capacity at high latitude requires further careful investigation. Decreasing or increasing PFF conditions could lead to less or more bromine explosions, respectively. Finally, we recommend that the physical mechanism by which aerosol is generated over freshly formed sea ice is studied both in the laboratory and the field. This is required to assess accurately the oxidative capacity at high latitudes, including the release of halogen, and their global significance for tropospheric chemistry.

Acknowledgements. For very helpful discussions, we would like to thank T. Cox, R. von Glasow, M. Lawrence, P. Shepson, B. Simpson, R. Weller, and E. W. Wolff. This work has in part been funded through the Max-Planck Society, the University of Bremen, the European Union (ACCENT), the DLR and the German Research Council (DFG).

Carbonate precipitation in brine triggers ozone depletion events

R. Sander et al.

Title Page

Abstract

Introduction

Conclusions

References

Tables

Figures

⏪

⏩

◀

▶

Back

Close

Full Screen / Esc

Printer-friendly Version

Interactive Discussion

References

Adams, J. W., Holmes, N. S., and Crowley, J. N.: Uptake and reaction of HOBr on frozen and dry NaCl/NaBr surfaces between 253 and 233 K, *Atmos. Chem. Phys.*, 2, 79–91, 2002.

[7077](#)

5 Beine, H. J., Honrath, R. E., Dominé, F., Simpson, W. R., and Fuentes, J. D.: NO_x during background and ozone depletion periods at Alert: Fluxes above the snow surface, *J. Geophys. Res.*, 107D, doi:10.1029/2002JD002082, 2002. [7077](#)

Borken, J.: Ozonabbau durch Halogene in der arktischen Grenzschicht: Reaktionskinetische Modellrechnungen zu einem Frühjahrsphänomen, Diplomarbeit, Ruprecht-Karls-Universität
10 Heidelberg, Germany, 1996. [7077](#)

Evans, M. J., Jacob, D. J., Atlas, E., Cantrell, C. A., Eisele, F., Flocke, F., Fried, A., Mauldin, R. L., Ridley, B. A., Wert, B., Talbot, R., Blake, D., Heikes, B., Snow, J., Walega, J., Weinheimer, A. J., and Dibb, J.: Coupled evolution of BrO_x-ClO_x-HO_x-NO_x chemistry during bromine-catalyzed ozone depletion events in the Arctic boundary layer, *J. Geophys. Res.*, 108D, doi:10.1029/2002JD002732, 2003. [7077](#)

15 Fan, S.-M. and Jacob, D. J.: Surface ozone depletion in Arctic spring sustained by bromine reactions on aerosols, *Nature*, 359, 522–524, 1992. [7076](#), [7077](#)

Foster, K. L., Plastringe, R. A., Bottenheim, J. W., Shepson, P. B., Finlayson-Pitts, B. J., and Spicer, C. W.: The role of Br₂ and BrCl in surface ozone destruction at polar sunrise, *Science*, 291, 471–474, 2001. [7081](#)

20 Jobson, B. T., Niki, H., Yokouchi, Y., Bottenheim, J., Hopper, F., and Leaitch, R.: Measurements of C₂-C₆ hydrocarbons during the polar sunrise 92 experiment: Evidence for Cl-atom and Br-atom chemistry, *J. Geophys. Res.*, 99D, 25 355–25 368, 1994. [7081](#)

Kaleschke, L., Richter, A., Burrows, J., Afe, O., Heygster, G., Notholt, J., Rankin, A. M., Roscoe, H. K., Hollwedel, J., Wagner, T., and Jacobi, H.-W.: Frost flowers on sea ice as a source of sea salt and their influence on tropospheric halogen chemistry, *Geophys. Res. Lett.*, 31, doi:10.1029/2004GL020655, 2004. [7078](#)

25 Kalnajs, L. E. and Avallone, L. M.: Frost flower influence on springtime boundary-layer ozone depletion events and atmospheric bromine levels, *Geophys. Res. Lett.*, 33, doi: 10.1029/2006GL025809, 2006. [7079](#)

30 Lehrer, E., Hönninger, G., and Platt, U.: A one dimensional model study of the mechanism of halogen liberation and vertical transport in the polar troposphere, *Atmos. Chem. Phys.*, 4,

ACPD

6, 7075–7091, 2006

Carbonate precipitation in brine triggers ozone depletion events

R. Sander et al.

Title Page

Abstract

Introduction

Conclusions

References

Tables

Figures

⏪

⏩

◀

▶

Back

Close

Full Screen / Esc

Printer-friendly Version

Interactive Discussion

2427–2440, 2004. [7077](#)

Liu, Q. and Margerum, D. W.: Equilibrium and kinetics of bromine chloride hydrolysis, *Environ. Sci. Technol.*, 35, 1127–1133, 2001. [7080](#)

5 McConnell, J. C., Henderson, G. S., Barrie, L., Bottenheim, J., Niki, H., Langford, C. H., and Templeton, E. M. J.: Photochemical bromine production implicated in Arctic boundary-layer ozone depletion, *Nature*, 355, 150–152, 1992. [7078](#)

Michalowski, B. A., Francisco, J. S., Li, S.-M., Barrie, L. A., Bottenheim, J. W., and Shepson, P. B.: A computer model study of multiphase chemistry in the Arctic boundary layer during polar sunrise, *J. Geophys. Res.*, 105D, 15 131–15 145, 2000. [7077](#)

10 Papadimitriou, S., Kennedy, H., Kattner, G., Dieckmann, G. S., and Thomas, D. N.: Experimental evidence for carbonate precipitation and CO₂ degassing during sea ice formation, *Geochim. Cosmochim. Acta*, 68, 1749–1761, 2003. [7078](#)

Rankin, A. M. and Wolff, E. W.: A year-long record of size-segregated aerosol composition at Halley, Antarctica, *J. Geophys. Res.*, 108D, doi:10.1029/2003JD003993, 2003. [7078](#)

15 Rankin, A. M., Wolff, E. W., and Martin, S.: Frost flowers: Implications for tropospheric chemistry and ice core interpretation, *J. Geophys. Res.*, 107, doi:10.1029/2002JD002492, 2002. [7078](#)

Richardson, C.: Phase relationship in sea ice as a function of temperature, *J. Glaciol.*, 17, 507–519, 1976. [7089](#)

20 Richter, A., Wittrock, F., Eisinger, M., and Burrows, J. P.: GOME observations of tropospheric BrO in northern hemispheric spring and summer 1997, *Geophys. Res. Lett.*, 25, 2683–2686, 1998. [7076](#)

Sander, R., Vogt, R., Harris, G. W., and Crutzen, P. J.: Modeling the chemistry of ozone, halogen compounds, and hydrocarbons in the Arctic troposphere during spring, *Tellus*, 49B, 522–532, 1997. [7077](#)

25 Sander, R., Kerkweg, A., Jöckel, P., and Lelieveld, J.: Technical Note: The new comprehensive atmospheric chemistry module MECCA, *Atmos. Chem. Phys.*, 5, 445–450, 2005. [7077](#)

Simpson, W. R., Alvarez-Aviles, L., Douglas, T. A., Sturm, M., and Domine, F.: Halogens in the coastal snow pack near Barrow, Alaska: Evidence for active bromine air-snow chemistry during springtime, *Geophys. Res. Lett.*, 32, doi:10.1029/2004GL021748, 2005. [7079](#)

30 Tang, T. and McConnell, J. C.: Autocatalytic release of bromine from Arctic snow pack during polar sunrise, *Geophys. Res. Lett.*, 23, 2633–2636, 1996. [7077](#)

Vogt, R., Crutzen, P. J., and Sander, R.: A mechanism for halogen release from sea-salt aerosol

ACPD

6, 7075–7091, 2006

Carbonate precipitation in brine triggers ozone depletion events

R. Sander et al.

Title Page

Abstract

Introduction

Conclusions

References

Tables

Figures

⏪

⏩

◀

▶

Back

Close

Full Screen / Esc

Printer-friendly Version

Interactive Discussion

in the remote marine boundary layer, *Nature*, 383, 327–330, doi:10.1038/383327A0, 1996. [7076](#)

Wagenbach, D., Ducroz, F., Mulvaney, R., Keck, L., Minikin, A., Legrand, M., Hall, J. S., and Wolff, E. W.: Sea-salt aerosol in coastal Antarctic regions, *J. Geophys. Res.*, 103D, 10961–10974, 1998. [7078](#)

Wagner, T., Leue, C., Wenig, M., Pfeilsticker, K., and Platt, U.: Spatial and temporal distribution of enhanced boundary layer BrO concentrations measured by the GOME instrument aboard ERS-2, *J. Geophys. Res.*, 106D, 24 225–24 235, 2001. [7076](#), [7081](#)

Wolff, E. W., Rankin, A. M., and Röthlisberger, R.: An ice core indicator of Antarctic sea ice production?, *Geophys. Res. Lett.*, 30, doi:10.1029/2003GL018454, 2003. [7078](#)

Wolff, E. W., Fischer, H., Fundel, F., Ruth, U., Twarloh, B., Littot, G. C., Mulvaney, R., Röthlisberger, R., de Angelis, M., Boutron, C. F., Hansson, M., Jonsell, U., Hutterli, M. A., Lambert, F., Kaufmann, P., Stauffer, B., Stocker, T. F., Steffensen, J. P., Bigler, M., Siggaard-Andersen, M. L., Udisti, R., Becagli, S., Castellano, E., Severi, M., Wagenbach, D., Barbante, C., Gabrielli, P., and Gaspari, V.: Southern Ocean sea-ice extent, productivity and iron flux over the past eight glacial cycles, *Nature*, 440, 491–496, 2006. [7078](#)

Zeng, T., Wang, Y., Chance, K., Browell, E. V., Ridley, B. A., and Atlas, E. L.: Widespread persistent near-surface ozone depletion at northern high latitudes in spring, *Geophys. Res. Lett.*, 30, doi:10.1029/2003GL018587, 2003. [7077](#)

ACPD

6, 7075–7091, 2006

Carbonate precipitation in brine triggers ozone depletion events

R. Sander et al.

Title Page

Abstract

Introduction

Conclusions

References

Tables

Figures

◀

▶

◀

▶

Back

Close

Full Screen / Esc

Printer-friendly Version

Interactive Discussion

**Carbonate
precipitation in brine
triggers ozone
depletion events**

R. Sander et al.

Table 1. Initial mixing ratios.

species	Arctic	Antarctic	unit
O ₃	40	30	nmol/mol
NO	10	2	pmol/mol
NO ₂	10	2	pmol/mol
SO ₂	100	30	pmol/mol
C ₂ H ₆	2000	300	pmol/mol
C ₂ H ₄	26	10	pmol/mol
C ₂ H ₂	329	10	pmol/mol

[Title Page](#)[Abstract](#)[Introduction](#)[Conclusions](#)[References](#)[Tables](#)[Figures](#)[I◀](#)[▶I](#)[◀](#)[▶](#)[Back](#)[Close](#)[Full Screen / Esc](#)[Printer-friendly Version](#)[Interactive Discussion](#)

Carbonate precipitation in brine triggers ozone depletion events

R. Sander et al.

Table 2. List of Arctic model simulations.

Name	Description
PRECIP	30% carbonate precipitation
NOPRECIP	0% carbonate precipitation
ROOMTEMP	Equilibrium constant K_{R2} at 298 K, 0% carbonate precipitation
LOWSALT	Sea-salt aerosol 20% less than in PRECIP run

Title Page

Abstract

Introduction

Conclusions

References

Tables

Figures

◀

▶

◀

▶

Back

Close

Full Screen / Esc

Printer-friendly Version

Interactive Discussion

Carbonate precipitation in brine triggers ozone depletion events

R. Sander et al.

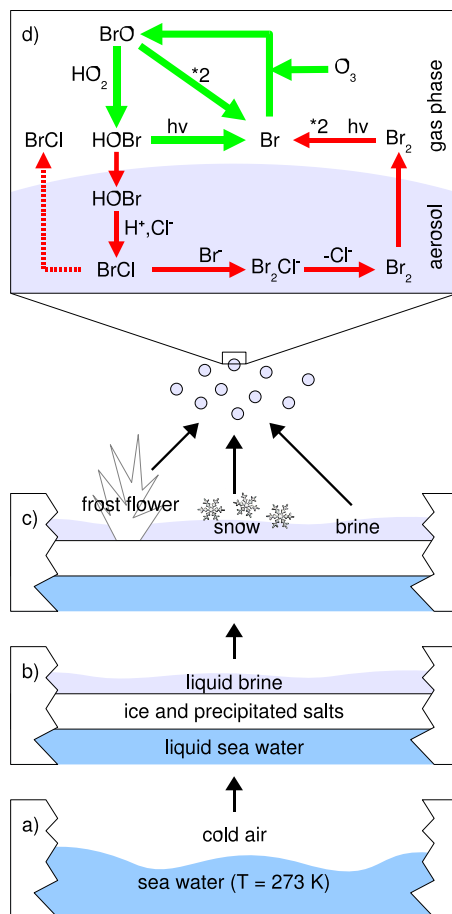


Fig. 1. Schematic of our proposed aerosol generation scheme (see text for details). The upper panel shows how the multiphase chemistry in the gas phase and in the aerosol starts the bromine explosion (red arrows) and ozone depletion (green arrows).

Title Page

Abstract

Introduction

Conclusions

References

Tables

Figures

◀

▶

◀

▶

Back

Close

Full Screen / Esc

Printer-friendly Version

Interactive Discussion

Carbonate precipitation in brine triggers ozone depletion events

R. Sander et al.

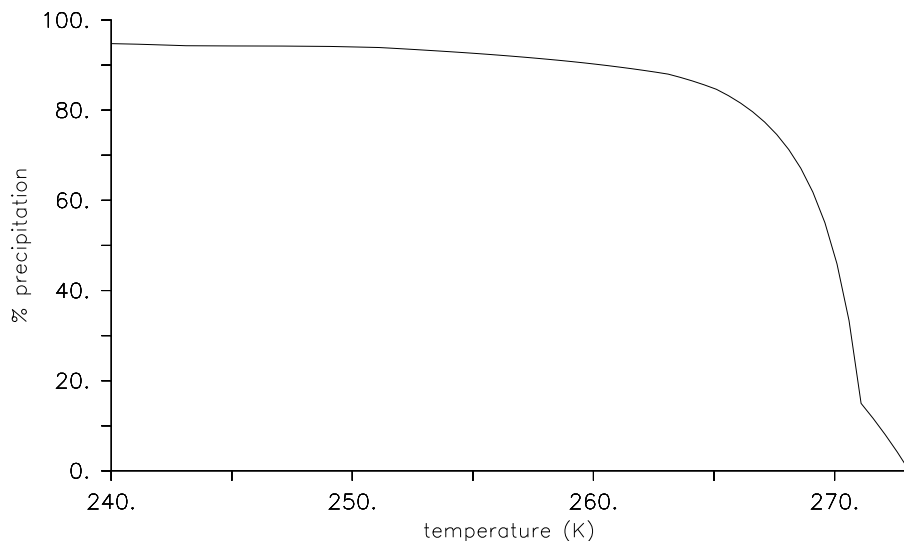


Fig. 2. Precipitation of calcium carbonate during the freezing of sea water. The curve was calculated prescribing salinity data for the remaining brine (Richardson, 1976) and assuming an equilibrium with atmospheric CO_2 . As the acidity and Henry's law coefficients of CO_2 are not available for subzero temperatures and concentrated brines, we used values at 0°C and a salinity of 35‰. We expect that the increased solubility of CO_2 at subzero temperatures and the salting out effect at increased salinity cancel out at least partially.

[Title Page](#)[Abstract](#)[Introduction](#)[Conclusions](#)[References](#)[Tables](#)[Figures](#)[◀](#)[▶](#)[◀](#)[▶](#)[Back](#)[Close](#)[Full Screen / Esc](#)[Printer-friendly Version](#)[Interactive Discussion](#)

Carbonate precipitation in brine triggers ozone depletion events

R. Sander et al.

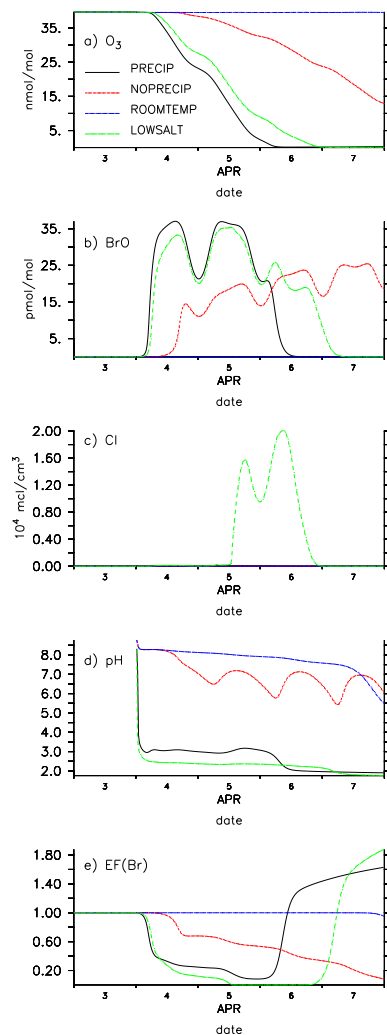


Fig. 3. Results of the Arctic MECCA box model runs. Shown are **(a)** ozone, **(b)** BrO, **(c)** Cl, **(d)** aerosol pH, and **(e)** the bromide enrichment factor EF(Br). Sea water has by definition a value of EF(Br)=1. Values of EF(Br)>1 represent enrichment of bromine in the aerosol, whereas values of EF(Br)<1 indicate depletion of bromine. Further sensitivity runs (not shown in the figure) showed that varying the aerosol lifetime between 2 and 4 days had no significant effect on the ozone loss rate.

[Title Page](#)[Abstract](#)[Introduction](#)[Conclusions](#)[References](#)[Tables](#)[Figures](#)[◀](#)[▶](#)[◀](#)[▶](#)[Back](#)[Close](#)[Full Screen / Esc](#)[Printer-friendly Version](#)[Interactive Discussion](#)

Carbonate precipitation in brine triggers ozone depletion events

R. Sander et al.

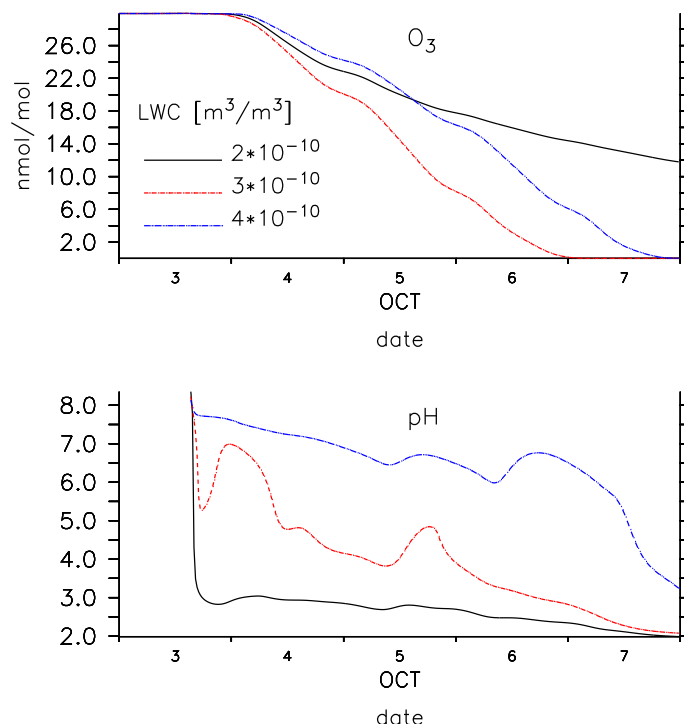


Fig. 4. Ozone and aerosol pH in the Antarctic model runs. The model is initialized with the mixing ratios shown in the right column of Table 1. The liquid water content (LWC) of the sea-salt aerosol is varied between 2 and $4 \times 10^{-10} \text{ m}^3/\text{m}^3$. A carbonate precipitation of 60% was used for the Antarctic model runs. Further sensitivity runs (not shown in the figure) showed that under the Antarctic conditions chosen for these model runs, less carbonate precipitation did not achieve significant ozone depletion.

[Title Page](#)[Abstract](#)[Introduction](#)[Conclusions](#)[References](#)[Tables](#)[Figures](#)[⏪](#)[⏩](#)[◀](#)[▶](#)[Back](#)[Close](#)[Full Screen / Esc](#)[Printer-friendly Version](#)[Interactive Discussion](#)