



HAL
open science

Critical assessment of the current state of scientific knowledge, terminology, and research needs concerning the role of organic aerosols in the atmosphere, climate, and global change

S. Fuzzi, M. O. Andreae, B. J. Huebert, M. Kulmala, T. C. Bond, M. Boy, S. J. Doherty, A. Guenther, M. Kanakidou, K. Kawamura, et al.

► To cite this version:

S. Fuzzi, M. O. Andreae, B. J. Huebert, M. Kulmala, T. C. Bond, et al.. Critical assessment of the current state of scientific knowledge, terminology, and research needs concerning the role of organic aerosols in the atmosphere, climate, and global change. *Atmospheric Chemistry and Physics Discussions*, 2005, 5 (6), pp.11729-11780. hal-00301935

HAL Id: hal-00301935

<https://hal.science/hal-00301935>

Submitted on 18 Jun 2008

HAL is a multi-disciplinary open access archive for the deposit and dissemination of scientific research documents, whether they are published or not. The documents may come from teaching and research institutions in France or abroad, or from public or private research centers.

L'archive ouverte pluridisciplinaire **HAL**, est destinée au dépôt et à la diffusion de documents scientifiques de niveau recherche, publiés ou non, émanant des établissements d'enseignement et de recherche français ou étrangers, des laboratoires publics ou privés.

**Organic aerosol:
state of knowledge
and research needs**

S. Fuzzi et al.

Critical assessment of the current state of scientific knowledge, terminology, and research needs concerning the role of organic aerosols in the atmosphere, climate, and global change

S. Fuzzi¹, M. O. Andreae², B. J. Huebert³, M. Kulmala⁴, T. C. Bond⁵, M. Boy⁴, S. J. Doherty⁶, A. Guenther⁷, M. Kanakidou⁸, K. Kawamura⁹, V.-M. Kerminen¹⁰, U. Lohmann¹¹, L. M. Russell¹², and U. Pöschl²

¹Istituto di Scienze dell'Atmosfera e del Clima – Consiglio Nazionale delle Ricerche, 40129 Bologna, Italy

²Biogeochemistry Department, Max Planck Institute for Chemistry, 55128 Mainz, Germany

³Department of Oceanography, University of Hawaii, Honolulu, HI 96822, USA

⁴Department of Physical Sciences, University of Helsinki, 00014 Helsinki, Finland

⁵Department of Civil and Environmental Engineering, University of Illinois, Urbana, IL 61801, USA

⁶IGAC Core Project Office, Seattle, WA 98115, USA

⁷Atmospheric Chemistry Division, National Center for Atmospheric Research, Boulder, CO 80307-3000, USA

© 2005 Author(s). This work is licensed under a Creative Commons License.

Title Page

Abstract

Introduction

Conclusions

References

Tables

Figures

◀

▶

◀

▶

Back

Close

Full Screen / Esc

Print Version

Interactive Discussion

EGU

**Organic aerosol:
state of knowledge
and research needs**S. Fuzzi et al.

[Title Page](#)[Abstract](#)[Introduction](#)[Conclusions](#)[References](#)[Tables](#)[Figures](#)[I◀](#)[▶I](#)[◀](#)[▶](#)[Back](#)[Close](#)[Full Screen / Esc](#)[Print Version](#)[Interactive Discussion](#)

EGU

⁸ Environmental Chemical Processes Laboratory, Department of Chemistry, University of Crete, 71409 Heraklion, Greece

⁹ Institute of Low Temperature Science, Hokkaido University, Sapporo, Hokkaido 060-0819, Japan

¹⁰ Finnish Meteorological Institute, 00810 Helsinki, Finland

¹¹ ETH, Institute for Atmospheric and Climate Science, 8093 Zurich, Switzerland

¹² Scripps Institution of Oceanography, University of California, La Jolla, CA 92093-0221, USA

Received: 29 September 2005 – Accepted: 3 October 2005 – Published: 16 November 2005

Correspondence to: S. Fuzzi (s.fuzzi@isac.cnr.it)

Abstract

In spite of impressive advances in recent years, our present understanding of organic aerosol (OA) composition, physical and chemical properties, sources and transformation characteristics is still rather limited, and their environmental effects remain highly uncertain. Therefore, the three atmosphere-related projects of the International Geosphere Biosphere Programme (IGBP) – IGAC (International Global Atmospheric Chemistry Project), iLEAPS (Integrated Land Ecosystem Atmosphere Process Study) and SOLAS (Surface Ocean-Lower Atmosphere Study) – organised a workshop with the specific goal of discussing and prioritizing issues related to organic aerosol and their effects on atmospheric processes and climate, providing a basis for future collaborative activities at the international level. Four main topical areas were addressed: (a) sources of OA; (b) formation and transformation of OA; (c) physical and chemical state of OA; (d) atmospheric modelling of OA. Key questions and research priorities regarding these four areas have been synthesized in this paper, and outstanding issues for future research are presented for each topical area. In addition, an effort is made to formulate a basic set of consistent and universally applicable terms and definitions for coherent description of atmospheric OA across different scientific scales and disciplines. In fact, the terminologies used in the past and present scientific literature are not always consistent, and this may lead to misunderstandings and confusion in the communication between specialists from different disciplines and potentially inhibit or retard scientific progress.

1. Introduction

Organic aerosol (OA) components account for a large, sometimes even the dominant, fraction of air particulate matter. They influence the physical and chemical properties of aerosol particles and thus have effects on the atmosphere and climate through interaction with reactive trace gases, water vapour, clouds, precipitation, and radiation.

Organic aerosol: state of knowledge and research needs

S. Fuzzi et al.

Title Page

Abstract

Introduction

Conclusions

References

Tables

Figures

⏪

⏩

◀

▶

Back

Close

Full Screen / Esc

Print Version

Interactive Discussion

Moreover, they influence the biosphere and human health through the spread of re-productive materials and micro-organisms, impacts on respiratory and cardiovascular functions, and allergic diseases.

Organic aerosol particles and components originate from both direct emissions (pri-
mary organic aerosol, POA) as well as chemical reactions and gas-to-particle conver-
sion in the atmosphere (secondary organic aerosol, SOA).

In addition, both POA and SOA components can be internally or externally mixed with other aerosol components and can be efficiently transformed upon interaction with reactive trace gases. In turn, the presence of organic components can affect the prop-
erties and concentrations of other aerosol components. Atmospheric aging processes
can change the physical and chemical properties of these aerosol particles (such as
their hygroscopicity) and influence their environmental effects.

At present our understanding of OA composition, physical and chemical properties, sources, and transformation characteristics are very limited, and estimates of their
actual environmental effects are highly uncertain. In particular, potentially important
feedback loops such as biosphere-aerosol-cloud-climate interactions are not yet well
understood. For example, changes in organic emissions will affect cloud condensation
nuclei (CCN) concentrations and could thus significantly affect cloud properties and
precipitation regimes, altering the biologic productivity, which in turn leads to further
changes in emissions. However, the importance of such feedbacks is still speculative,
especially on a global scale. Reduction of these uncertainties will require a comprehen-
sive characterisation and investigation of OA by laboratory and environmental chamber
experiments, field measurements, remote sensing, and modelling studies. Moreover,
to be effective these studies require efficient planning, coordination, and exchange of
research activities and results within the international scientific community.

**Organic aerosol:
state of knowledge
and research needs**

S. Fuzzi et al.

Title Page

Abstract

Introduction

Conclusions

References

Tables

Figures

◀

▶

◀

▶

Back

Close

Full Screen / Esc

Print Version

Interactive Discussion

2. Terminology

In the current scientific literature and discussion of atmospheric aerosol properties, interactions, and effects, the terminologies of different studies and communities are not always consistent. For example, the attributes “primary” and “secondary” have been used with a range of different meanings for aerosol particles and their chemical components, depending on the scientific approach, techniques, and focus.

The use of inconsistent terms can easily lead to misunderstandings and confusion in the communication between specialists from different (sub-)disciplines of atmospheric and climate research, and may thus potentially inhibit scientific progress. Here we attempt to compile and clarify a set of consistent and universally applicable basic terms for the investigation, characterisation, and modelling of the sources, formation and transformation, properties, and effects of organic aerosols in the atmosphere.

The proposed definitions are largely consistent with the basic terminologies defined in earlier studies and monographs of atmospheric aerosol research (e.g., the Glossary of the 2001 IPCC Report; IPCC, 2001). They are, however, more explicit, detailed, and comprehensive with respect to organic aerosols and their chemical components.

2.1. Aerosol particles and gas phase

In general, aerosols are defined as colloidal systems of liquid or solid particles suspended in a gas. Thus – in principle – the term “aerosol” comprises both the aerosol particles and the gas phase, in which the particles are suspended, and the term “aerosol component” may refer to any particulate or gaseous substance in the colloidal system. In atmospheric research, however, the terms “aerosol” and “aerosol component” usually refer to the particles (condensed phase). Only when gas-particle interactions are considered (new particle formation; gas-particle-partitioning; heterogeneous or multiphase chemical reactions), it is customary to explicitly distinguish between “aerosol particle components” and “gas phase components”.

Organic aerosol: state of knowledge and research needs

S. Fuzzi et al.

Title Page

Abstract

Introduction

Conclusions

References

Tables

Figures

◀

▶

◀

▶

Back

Close

Full Screen / Esc

Print Version

Interactive Discussion

2.2. Volatile, semi-volatile, and non-volatile aerosol components

Volatile components of atmospheric aerosols are not condensable under actual atmospheric conditions and reside in or on the condensed phase only to the extent to which they can be absorbed (dissolved) in the particle bulk or adsorbed on the particle surface. Semi-volatile components can reside largely in the condensed phase or in the gas phase, depending on atmospheric conditions. Non-volatile components reside essentially in the condensed phase (negligible vapor pressure).

2.3. Primary and secondary aerosol particles

Primary particles of atmospheric aerosols are formed within a source and directly emitted to the atmosphere, whereas secondary particles are formed in the atmosphere by condensation (nucleation and growth) of gaseous precursors. These definitions and the discrimination of primary and secondary aerosol particles are fully compatible with and flexibly applicable for different approaches of scientific investigation and mathematical modelling of atmospheric aerosols at all scales (molecular processes to global atmosphere):

- a) Detailed process studies (laboratory and field experiments; chemical and micro-physical box models): source = leaf/tree, engine/factory tailpipe, etc.; particles formed in a forest canopy or cooling exhaust plume considered as secondary (formed outside the source);
- b) Simplified large scale studies (regional or global atmosphere and climate models): source = forest/ecosystem, urban area, etc.; particles formed in a vegetation canopy or street canyon considered as primary (formed inside the source).

The formation of particles in emission or exhaust plumes outside a point source or source region (industrial and vehicle tailpipe; forest canopy, etc.) will generally depend on ambient temperature, radiation, and atmospheric composition (water vapour,

Title Page

Abstract

Introduction

Conclusions

References

Tables

Figures

◀

▶

◀

▶

Back

Close

Full Screen / Esc

Print Version

Interactive Discussion

**Organic aerosol:
state of knowledge
and research needs**

S. Fuzzi et al.

[Title Page](#)[Abstract](#)[Introduction](#)[Conclusions](#)[References](#)[Tables](#)[Figures](#)[⏪](#)[⏩](#)[◀](#)[▶](#)[Back](#)[Close](#)[Full Screen / Esc](#)[Print Version](#)[Interactive Discussion](#)

EGU

other co-condensable vapours/gases, photo-oxidants, etc.). Thus identical emissions/exhaust from identical sources (aircraft, ships, vehicles, ecosystems, plants, animals, soil, micro-organisms, etc.) can and will produce different amounts of particles under different conditions (day/night; summer/winter, tropical/polar). In accordance with the definitions outlined above, this can be explicitly resolved in detailed process models or included in the emission parameterisations of simplified large-scale models.

2.4. Primary and secondary aerosol components

Primary components of atmospheric aerosols are substances formed within a source and directly emitted to the atmosphere, whereas secondary components are substances formed in the atmosphere by chemical reaction of gaseous precursors. Secondary components can condense on primary particles, and primary components can contribute to the formation and growth of secondary particles (see Sects. 3 and 4).

2.5. Aged aerosol particles and components

Aged particles and components of atmospheric aerosols have undergone physical or chemical transformation in the atmosphere (coagulation; structural rearrangement; phase transition; growth/shrinkage by condensation/evaporation of semi-volatile components; adsorption/absorption of volatile components; chemical reaction). Obviously, both primary and secondary particles and components can undergo physical and chemical atmospheric aging.

2.6. Organic, inorganic, and carbonaceous aerosols (aerosol particles)

In organic and inorganic atmospheric aerosols (aerosol particles), the chemical composition and physical and chemical properties of the condensed phase are dominated by organic or inorganic chemical components, respectively. Carbonaceous aerosols (aerosol particles), are dominated by carbonaceous chemical components (organic compounds or black/elemental carbon). Traditionally the total carbon (TC) content of

**Organic aerosol:
state of knowledge
and research needs**

S. Fuzzi et al.

Title Page

Abstract

Introduction

Conclusions

References

Tables

Figures

◀

▶

◀

▶

Back

Close

Full Screen / Esc

Print Version

Interactive Discussion

EGU

air particulate matter is defined as the sum of all carbon contained in the particles, except in the form of inorganic carbonates. TC is usually determined by thermo-chemical oxidation and evolved gas analysis (CO₂ detection), and divided into an organic carbon (OC) fraction and a black carbon (BC) or elemental carbon (EC) fraction, respectively.

5 Measurements of BC and EC are generally based on optical and thermo-chemical techniques, and OC is operationally defined as the difference between TC and BC or EC, respectively (TC=BC+OC or TC=EC+OC). However, there is no real sharp cut but a continuous decrease of thermo-chemical refractiveness and specific optical absorption going from graphite-like structures to non-refractive and colourless organic compounds, respectively. Both, BC and EC, comprise the carbon content of the graphite-like material usually contained in soot (technically defined as the black product of incomplete hydrocarbon combustion) and other combustion aerosol particles, which can be pictured as more or less disordered stacks of graphene layers or large polycyclic aromatics. Depending on the applied optical or thermo-chemical methods (absorption wavelength, temperature gradient, etc.), however, BC and EC measurements also include variable amount of coloured and refractory organic compounds (“brown carbon”), which can lead to substantially different results and strongly limits the comparability and suitability of BC, EC, and OC data for the determination of mass balances and physicochemical properties of air particulate matter (Mayol-Bracero et al., 2002; Bond et al., 2004; Bond and Bergstrom, 2005; Pöschl, 2005). The term “brown carbon” reflects the fact that a significant fraction of the light-absorbing carbon in aerosols is made up of organic compounds (often polymeric and resembling humic or fulvic acids) with a steep increase of absorption towards lower wavelengths, including the UV range (Kirchstetter et al., 2004; Hoffer et al., 2005; Andreae and Gelencsér, 2005¹).

25 At first sight, some of the above definitions may appear trivial. A clear, precise, and universally applicable distinction between the listed terms is, however, indispensable for efficient investigation and consistent description of atmospheric aerosol sources,

¹Andreae, M. O. and Gelencsér, A.: Black carbon or brown carbon? The nature of light-absorbing carbonaceous aerosols, Atmos. Chem. Phys. Discuss., in preparation, 2005.

interactions, and effects as detailed below. The references given above and throughout the rest of this manuscript are meant to support the scientific statements, but they do not provide a comprehensive overview of the large and rapidly growing body of scientific literature on organic aerosols, which would go beyond the scope of this article.

3. Sources of organic aerosols

Source strengths, transformations, and removal rates of organic aerosol must be represented with reasonable accuracy in order to constrain the abundance of this aerosol. In addition, *properties* such as their water uptake characteristics, optical properties, and ability to serve as cloud or ice nuclei must be known in order to understand the behaviour of this aerosol in the atmosphere, as well as its climatic and health impacts. This section will discuss how source-centered approaches can be improved to constrain organic aerosol regional and global burdens and atmospherically relevant properties.

Organic aerosol has been classified in two ways: by *sources* (e.g., anthropogenic vs. biogenic) and by *properties* (e.g., black carbon vs. organic carbon; hygroscopic vs. hydrophilic, etc.). It remains to be established to what degree there is a one-to-one pairing between these two categories. Here we suggest a preliminary source classification (Table 1), within which aerosol properties can be determined. We recommend use of this set of source designations to facilitate integration and comparison of disparate OA measurements across the globe. In some cases there is consensus within the OA community as to these source class definitions. However, further discussion is needed in defining the others, as discussed below.

Bottom-up estimates of organic aerosol sources will always be uncertain. It is therefore necessary to use atmospheric measurements, which represent the real state of the atmosphere, to constrain estimates of source strength. Several general classes of measurements can assist in this regard. We recommend a review of the literature available from the urban air-quality community, where much work has been done on

**Organic aerosol:
state of knowledge
and research needs**

S. Fuzzi et al.

Title Page

Abstract

Introduction

Conclusions

References

Tables

Figures

◀

▶

◀

▶

Back

Close

Full Screen / Esc

Print Version

Interactive Discussion

constraining sources. Several intensive field studies have been conducted for this purpose.

While we have recommended the use of source (rather than property) classification, we believe that classification by source, shown in Table 1, and classifications by climate-relevant properties should begin to converge. A defining theme of this workshop was the need to better represent the climate-relevant properties of OA, in addition to simply its mass loading. This is essential because these properties will allow for source attribution through “fingerprinting” (i.e., via the ‘Distinguishing characteristics’ in Table 1) and also for determining the climatic impact of OA, such as through their light-absorbing properties and activation properties as cloud condensation nuclei. Thus, the source-oriented classifications discussed here need to be linked with the physical and chemical properties discussed in later sections.

3.1. Outstanding issues for future research

Outstanding questions are listed below, then approaches to answering these questions are discussed.

Q1. What source-related definitions of OA are clearest and most useful?

Q2. What are the uncertainties in “bottom-up” estimates, so that research efforts can be focused on the most important uncertainties?

Q3. What is the best suite of analytical methods to attribute measured OA to particular sources or processes?

Q4. How closely can near-source measurements constrain emission rates and climate-relevant properties of OA?

Q5. How can field measurements (intensive campaigns and continuous monitoring) best be used to assess model inputs and processes?

**Organic aerosol:
state of knowledge
and research needs**

S. Fuzzi et al.

Title Page

Abstract

Introduction

Conclusions

References

Tables

Figures

◀

▶

◀

▶

Back

Close

Full Screen / Esc

Print Version

Interactive Discussion

Q1. Definitions

Two of the classes suggested in Table 1 (primary biogenic and ocean-generated OA) have received little attention, but preliminary evidence suggests that they could be important for atmospheric processes (Andreae and Crutzen, 1997; O'Dowd et al., 2004; Monn, 2001; Randles et al., 2004). We recommend that literature reviews be prepared on these topics to assess what is known about their magnitudes and potential importance.

Some of the classes listed in Table 1 require further community discussion to achieve consensus, with specific attention to two divisions:

(a) *Primary vs secondary (POA vs. SOA)*. Some researchers restrict the term “primary” to aerosol components that are emitted directly in the particulate phase, excluding gases that would later condense without chemical modification. We choose to define primary components as those emitted at the source, whether in the gaseous or particulate phase. We have chosen this in part for practical reasons: in the absence of a defining chemical reaction, no molecular markers will be able to differentiate components emitted as gases versus those emitted as particles.

(b) *Classification of bio-fuel emissions*. Historically (e.g., IPCC) bio-fuel has been lumped with open biomass burning (i.e., Class 5 in Table 1) as a source. However, estimating bio-fuel emissions is similar to estimating fossil-fuel emissions because the two are burned for similar purposes. We recommend that bio-fuel emissions be considered with emissions from closed combustion (i.e., Classes 3 and 4 in Table 1), while acknowledging that this classification does not allow a clear separation between the anthropogenic and open biomass categories that are based on isotopic measurements. Creating an individual classification for these emissions may also be necessary.

Q2. Uncertainties in “bottom-up” estimates

A range of challenges are involved in “bottom-up” emissions estimates for each of the OA classes listed in Table 1. However, the modelling framework for each class

Title Page

Abstract

Introduction

Conclusions

References

Tables

Figures

◀

▶

◀

▶

Back

Close

Full Screen / Esc

Print Version

Interactive Discussion

is similar: some factor representing source quantities (e.g., leaf area index for some biogenic emissions and fuel use for primary anthropogenic emissions) is multiplied by an emission factor (e.g., moles per m² leaf area per hour for some biogenic emissions). Each pathway has similar types of uncertainties, such as fuel quantity used or the question of the representativeness of any measured emission or yield factor.

Understanding the sources of variation in both proxies and emission factors is important in two critical endeavours: (1) understanding whether emission characteristics measured in one region are transferable to another region; and (2) understanding how emissions will change under different climatic regimes. The “bottom-up” framework will allow us to address these questions, so the community needs to pursue this representation, although not exclusively.

The need to address the changing emissions and characteristics makes it clear that dynamic models, rather than static inventories, must and will become state-of-the-art. For example, in a dynamic model simulation of the global SBOA (secondary biogenic organic aerosol), emissions respond to temperature as shown in Fig. 2. Similarly, pyrogenic emissions from closed combustion will grow as fuel consumption increases. Such feedbacks will be particularly important for investigating the net response of the earth system to global change. These models will require a judicious balance between representations of the important physical mechanisms, while at the same time excluding unnecessary complexity such as tertiary processes that cannot be confirmed empirically.

At present, only four of the six source classes shown in Table 1 (2 through 6) have at least some existing modelling framework, though there are large uncertainties associated with each. In contrast, the two other classes (1 and 6) require preliminary investigations before model estimates can be generated. While a final prioritization of research efforts to reduce these uncertainties should be based on model sensitivity studies, Table 2 provides a preliminary list of recommended strategies to pursue the largest uncertainties (from a bottom-up viewpoint) in each of the four classes for which there is currently a modelling framework.

**Organic aerosol:
state of knowledge
and research needs**S. Fuzzi et al.

[Title Page](#)[Abstract](#)[Introduction](#)[Conclusions](#)[References](#)[Tables](#)[Figures](#)[⏪](#)[⏩](#)[◀](#)[▶](#)[Back](#)[Close](#)[Full Screen / Esc](#)[Print Version](#)[Interactive Discussion](#)

Q3. Attribution

The ability to physically and/or chemically distinguish different fractions of the OA is critical to constraining source estimates. Presently, poor comparisons between predictions and measurements of OA cannot be attributed to errors or uncertainties in any single source class, limiting the ability to confirm emission estimates in each class. Development and widespread application of techniques to apportion OA among the different classes (i.e., source “fingerprinting”) should be given a high priority. A starting point for this activity is the “Distinguishing Characteristics” shown in Table 1. Emphasis should be on quantitative attribution to confirm emission predictions and on identifying source classes that need further study. Examples include, but are not limited to:

- Isotopic composition (^{14}C) for differentiating between modern and fossil carbon. (If sources do not include bio-fuel, this method can distinguish anthropogenic from biogenic carbon).
- Further development of unique source and process markers.
- Application of source-apportionment techniques, including factor analysis.
- Exploration of techniques such as Aerosol Mass Spectrometry (AMS), including soft-ionization, that provide size-resolved composition information.

Finally, these techniques should be used to constrain not only predictions, but also properties of OA mass.

Q4. Near-source measurements

Field campaigns near specific source types and under the simplest possible situations (i.e., minimizing other sources, transport and conversion time, removal, etc.) will have the greatest utility for testing the bottom-up approach to quantifying source emissions. Such measurements should be conducted in places where the source term is much

**Organic aerosol:
state of knowledge
and research needs**

S. Fuzzi et al.

Title Page

Abstract

Introduction

Conclusions

References

Tables

Figures

⏪

⏩

◀

▶

Back

Close

Full Screen / Esc

Print Version

Interactive Discussion

**Organic aerosol:
state of knowledge
and research needs**S. Fuzzi et al.

[Title Page](#)[Abstract](#)[Introduction](#)[Conclusions](#)[References](#)[Tables](#)[Figures](#)[◀](#)[▶](#)[◀](#)[▶](#)[Back](#)[Close](#)[Full Screen / Esc](#)[Print Version](#)[Interactive Discussion](#)

EGU

larger than the loss and transformation terms, such as regions dominated by a single source (e.g., biogenic emissions or biomass burning) or in plumes. Global models might be used to identify such regions, and regional models could test the detailed assumptions regarding the impacts of sources on concentrations at the measurement location. Careful integration of several measurement approaches will be needed to provide the combination of spatial detail and time-resolution necessary to constrain the most important aerosol properties and distributions, including in vertical profiles. For example, one might make fast airborne in-situ measurements of proxies with instruments like the Aerodyne AMS. Lidar measurements could then be used to scale those in-situ measurements over cross-plume sections. Slower, more specific measurements from the surface, tethered balloons, or towers would also be needed to relate the proxy measurement to the actual species of interest. This could be done using detailed measurements such as scanning electron microscopy, molecular markers, functional group analyses, and other approaches. Flux measurements of biogenic emissions provide another example of integrating approaches: micrometeorological, mass balance, and tracer ratio methods can be conducted on a variety of platforms including handheld, tower, blimp, and aircraft. We recommend that specific observational strategies aimed at source-model testing be incorporated into the megacity experiments that various IGBP programs and others are planning, such as IGAC's Mega-cities Task, the ESSP Monsoon Asia Integrated Regional Study, and the MIRAGE Mexico City campaign.

In addition to constraining source mass emissions, measurements near sources can assist in the task of determining the climate-relevant properties of OA. Some properties are largely determined at or near the source, such as the abundance of light-absorbing soot particles. Other properties, such as particle hygroscopicity, are influenced by atmospheric history and processing. For example, pyrogenic aerosols can become larger, more hygroscopic and more soluble as they age. The properties that can be constrained with near-source measurements should be identified, and field measurements should be designed to determine the relevance of near-source measurements to properties of OA throughout the atmosphere. If transformations of these properties

**Organic aerosol:
state of knowledge
and research needs**S. Fuzzi et al.

[Title Page](#)[Abstract](#)[Introduction](#)[Conclusions](#)[References](#)[Tables](#)[Figures](#)[◀](#)[▶](#)[◀](#)[▶](#)[Back](#)[Close](#)[Full Screen / Esc](#)[Print Version](#)[Interactive Discussion](#)

EGU

occur rapidly, then the near-source properties need not be represented in models, and representative properties would need to be obtained by another method. Aircraft studies of plume aging processes (tracking an air parcel as it travels downwind of a source) are needed to quantify these transformations and characterize their time scales. This is true regardless of whether the plume is from a fire, a power plant stack or an isolated forest.

Q5. Integrated measurements on a variety of scales

It is frequently useful to characterize concentration fields on several different spatial and time scales to gain a complete understanding of the processes controlling emissions from a particular source. Measurements on a range of spatial scales (from $<1 \text{ km}^2$ to the entire earth system) and time scales (from seconds to years) are desirable. Integrated measurement-modelling approaches, including inverse modelling and assimilation of satellite data, will also suggest areas in which source characterization can be improved.

Ultimately, we have to demonstrate that models integrating sources, transformation processes, transport, and removal are consistent with atmospheric measurements. Because meteorology has a large impact on atmospheric concentrations, a statistically significant number of samples are needed for a large range of emission and meteorological pairings. Thus time-series measurements combined with modelling studies lasting several years are needed to confirm their consistency. These time-series should include markers and properties that can be related to specific source types. Associated measurements may include a combination of in-situ data and remote sensing.

Source strengths are one set of the many model inputs that can be varied to make models and observations agree, so specific attention should be paid to designing some of the models and time-series observations to isolate the impact of source changes from that of changes in atmospheric processing, transport, etc. Examples might be seasonal changes in building heating or field burning, which could be detected in aerosol time-series observations and attributed to specific source changes. The de-

sign of the time-series studies should also include explicit identification and testing of other atmospheric processes.

4. Formation and transformation of organic aerosols

In addition to constraining source strengths and aerosol properties at the source, it is critical that we understand how organic aerosols and their precursors are transformed in the atmosphere and the dependence of the transformation on the chemical and thermodynamic conditions of the ambient environment. This is needed for two main reasons: 1) in order to be able to accurately forecast how changing emissions will impact atmospheric organic aerosol concentrations and properties on the regional to global scale, and 2) to be able to connect atmospheric measurements with sources. As noted above, a large (but as yet un-quantified) fraction of organic aerosol is formed in the atmosphere by precursor gases. While the basic mechanisms for aerosol formation are identified, the details of these processes are not. In addition, both primary and secondary organic aerosol interact with other gas and aerosol species in the atmosphere so that their properties (i.e., size, hygroscopicity, light absorption and scattering efficiency) can change significantly with time and distance from their source.

Gaseous organic components can be transformed into aerosol and incorporated into existing particles by several pathways:

1. Partitioning of semi-volatile organic compounds (SVOC) from the gas phase into/onto pre-existing particles. Note that SVOC can be formed by atmospheric oxidation of VOC or directly emitted into the atmosphere from biogenic or anthropogenic sources, such as vegetation and combustion emissions (e.g., aldehydes like nonanal, and polycyclic aromatic hydrocarbons like pyrene).
2. Participation of SVOC in the formation of new particles (nucleation).
3. Formation of low- or non-volatile organic compounds (NVOC) by heterogeneous

**Organic aerosol:
state of knowledge
and research needs**

S. Fuzzi et al.

Title Page

Abstract

Introduction

Conclusions

References

Tables

Figures

◀

▶

◀

▶

Back

Close

Full Screen / Esc

Print Version

Interactive Discussion

or multiphase reactions of VOC or SVOC on the surface or in the bulk of aerosol and cloud particles.

Until recently most studies of SOA formation had focused on the formation of SVOC by gas phase oxidation of biogenic and anthropogenic VOC (e.g., monoterpenes and benzene derivatives) and on their gas-to-particle conversion via pathways (a) or (b). Several recent studies, however, indicate that pathway (c) may also play an important role in the atmosphere and enable aerosol formation from VOC which had previously been assumed not to contribute to organic aerosol formation (e.g., isoprene) (Gao et al., 2004; Claeys et al., 2004; Kalberer et al., 2004; Tolocka et al., 2004). These studies have shown that organic compounds with high molecular masses (oligomers/polymers, humic-like substances (HULIS), mostly <500 Da) can be formed from VOC or SVOC by acid-catalysed or radical oligo- or polymerisation reactions involving photo-oxidants and sulphuric acid, dilute aqueous solutions, or freshly formed organic aerosol particles.

The formation of new aerosol particles from gas phase molecules generally proceeds via the nucleation of nanometre-sized molecular clusters and subsequent growth by condensation (Kulmala, 2003). Experimental evidence from field measurements and model calculations suggests that the formation of new organic particles in the atmosphere may be dominated by ternary nucleation of $\text{H}_2\text{SO}_4\text{-H}_2\text{O-NH}_3$ and subsequent condensation of organic vapours (SVOC) (Kulmala et al., 2004, 2005). Laboratory experiments, on the other hand, indicate that SVOC might also play a role in the nucleation process if the concentrations of condensable vapours are high enough.

Physical and chemical aging processes can efficiently change the properties and environmental effects of aerosols. Under atmospheric conditions, OA particle components (POA as well as SOA) can undergo a wide range of chemical reactions (oxidation, nitration, hydrolysis, photolysis, polymerisation, etc.), and the interaction of OA components with inorganic ions/electric charge, water vapour and clouds can influence the physical structure of aerosol particles (envelope shape and porosity, phase separation and transition, etc.; Mikhailov et al., 2004). Unfortunately, these transfor-

**Organic aerosol:
state of knowledge
and research needs**S. Fuzzi et al.

[Title Page](#)[Abstract](#)[Introduction](#)[Conclusions](#)[References](#)[Tables](#)[Figures](#)[◀](#)[▶](#)[◀](#)[▶](#)[Back](#)[Close](#)[Full Screen / Esc](#)[Print Version](#)[Interactive Discussion](#)

mation processes occur not only in the atmosphere but also during aerosol sampling and measurement, frequently leading to substantial analytical artefacts (up to 100% of measurement values; Schauer et al., 2003). Due to the inherent reactivity of organic compounds, OA components exposed to atmospheric photo-oxidants continuously undergo a cycle of formation, interaction and transformation.

The chemical aging of OA components essentially follows the generic reaction pathways outlined in Fig. 3, and it tends to increase the oxidation state and water solubility of OC. In analogy to atmospheric gas phase photochemistry of VOC, oxidation, nitration, hydrolysis, and photolysis transform hydrocarbons and derivatives with one or few functional groups into multifunctional hydrocarbon derivatives. The cleavage of organic molecules and release of SVOC, VOC, CO or CO₂ can also lead to a volatilization of OPM. On the other hand, oxidative modification and degradation of biopolymers may convert these into HULIS (analogous to the formation of humic substances in soil, surface water, and groundwater processes). Moreover, condensation reactions and radical-initiated oligo- or polymerization can decrease the volatility of OA components and promote the formation of SOA particulate matter (SOA oligomers or HULIS, respectively). Oxidation and nitration reactions can also influence the toxicity and allergenicity of air particulate matter (Pöschl, 2002; Bernstein et al., 2004; Schauer et al., 2004; Franze et al., 2005).

The actual reaction mechanisms and kinetics, however, have been elucidated and fully characterized only for a small number of model reaction systems and components. So far, most progress has been made in the investigation and modeling of chemical reactions in cloud droplets. For the reasons outlined above, very few reliable and widely applicable kinetic parameters are available for organic reactions at the surface and in the bulk of liquid and solid aerosol particles.

The formation and transformation of atmospheric aerosol particles and components generally proceeds via multiple steps of mass transport and chemical reaction in and between the gas phase, molecular clusters, aerosol, cloud, and precipitation particles (multiphase processes and heterogeneous reactions; Fig. 4). The combination of gas

**Organic aerosol:
state of knowledge
and research needs**S. Fuzzi et al.

[Title Page](#)[Abstract](#)[Introduction](#)[Conclusions](#)[References](#)[Tables](#)[Figures](#)[◀](#)[▶](#)[◀](#)[▶](#)[Back](#)[Close](#)[Full Screen / Esc](#)[Print Version](#)[Interactive Discussion](#)

**Organic aerosol:
state of knowledge
and research needs**S. Fuzzi et al.

[Title Page](#)[Abstract](#)[Introduction](#)[Conclusions](#)[References](#)[Tables](#)[Figures](#)[⏪](#)[⏩](#)[◀](#)[▶](#)[Back](#)[Close](#)[Full Screen / Esc](#)[Print Version](#)[Interactive Discussion](#)

EGU

and liquid diffusion, reversible and competitive adsorption, and surface and bulk reactions usually leads to non-linear concentration and time dependencies and limits the applicability of linear extrapolations and steady-state assumptions. For a reliable mechanistic understanding and quantitative description of OA formation and transformation, the involved physicochemical processes have to be deconvoluted and characterised by universally applicable formalisms and rate coefficients. A kinetic model framework for consistent and efficient description of aerosol and cloud surface chemistry and gas-particle interactions has recently been proposed by Pöschl et al. (2005). It builds on a simple double layer surface model and enables formal separation and – depending on the required level of detail and available information – flexible separation or convolution of elementary molecular processes in the gas phase, at the gas-particle interface, and in the particle bulk (Fig. 5).

4.1. Outstanding issues for future research

For each of these transformational processes (SOA formation, new particle formation, and organic aerosol ageing) a specific set of open questions and research priorities emerged from the workshop discussions. In some cases there is overlap, such as the need for more laboratory studies under atmospherically relevant conditions. The complexity of these processes and our current lack of understanding of them means that detailed studies in both laboratory and field environments are needed. At the same time, because there is a need to represent these processes in models there is an emphasis on identifying the most important processes. In addition, it is critical that we identify areas where simplification is possible, such as through parameterizations or the grouping of similar species/processes.

Open questions on secondary organic aerosol (SOA) formation:

Q1: How important is SOA formation in the atmosphere (OA vs. inorganics; SOA vs. POA), and how does it influence the properties and environmental effects

**Organic aerosol:
state of knowledge
and research needs**

S. Fuzzi et al.

Title Page

Abstract

Introduction

Conclusions

References

Tables

Figures

◀

▶

◀

▶

Back

Close

Full Screen / Esc

Print Version

Interactive Discussion

of atmospheric aerosols?

Q2: How important are the different SOA formation pathways relative to each other; in particular, how important are heterogeneous reactions on aerosols and multi-phase reactions in clouds relative to each other and relative to gas phase oxidation followed by gas-to-particle conversion?

Q3: What are the molecular mechanisms and kinetics of the chemical and physical processes involved?

Q4: What are the most important precursors of SOA formation (VOC, SVOC; biogenic/natural vs. anthropogenic)?

Q5: What are the most important products of SOA formation (organic acids, oligomers/polymers, HULIS, etc.) and what are their physicochemical properties (functional groups, molecular mass, stability, volatility, solubility, hygroscopicity, optical absorption, etc.)?

Q6: How can SOA components be experimentally identified and quantified (discrimination from POA and black/elemental carbon (BC/EC), positive and negative sampling and measurement artefacts)?

Q7: What is the relative contribution of SOA components to organic carbon (OC) and particulate organic matter (POM, the total mass of organic matter including elements besides carbon)? Is there an OC/POM conversion factor for SOA?

Q8: What are suitable SOA marker/tracer/model compounds and how can the countless individual SOA components be classified and lumped for efficient description of SOA formation and properties in atmospheric models?

Q9: Are SOA formation rates, temperature, CO₂ concentration, photosynthesis, biogenic VOC emission, and aerosol concentration coupled in an efficient climate feedback mechanism?

Research priorities for secondary organic aerosol (SOA) formation

5 R1: More laboratory and environmental chamber experiments under atmospherically relevant conditions are needed to elucidate SOA formation pathways, in particular heterogeneous and multiphase reaction pathways. The mechanism and kinetics of the involved physical and chemical processes need to be understood.

R2: Development and application of powerful and efficient analytical techniques for the identification and quantification of SOA components in laboratory experiments and field measurements. (e.g., online and single particle aerosol mass spectrometry, optical spectroscopy, chromatography, isotope analysis).

10 R3: Development of detailed process models and master chemical mechanisms describing organic trace gas and aerosol chemistry (VOC, SVOC, NVOC).

R4: Derivation of simplified parameterisations (lumping of species and processes) for atmospheric chemistry-transport models (regional and global).

15 R5: Sensitivity studies with detailed process models and simplified atmospheric models are needed

Open questions on new particle formation:

Q1: Do organics participate in nucleation. If yes, how and to which extent?

Q2: Does the mechanism of new particle formation and the influence of organics depend on location, season, altitude, etc.? If yes, how and to which extent?

20 Q3: What is the effect of ions/electric charge on nucleation, growth and the influence of organics?

Q4: Which organics are most important for the growth of new particles by condensation, and which (if any) are important for nucleation?

Organic aerosol: state of knowledge and research needs

S. Fuzzi et al.

Title Page

Abstract

Introduction

Conclusions

References

Tables

Figures

◀

▶

◀

▶

Back

Close

Full Screen / Esc

Print Version

Interactive Discussion

Q5: Are the organic compounds involved in new particle formation different than the bulk of SOA components (i.e., those that either remain in the gas phase or that condense directly onto existing particles)?

Q6: How can the organics involved in new particle formation be determined in laboratory experiments and field measurements?

Research priorities for new particle formation

R1: More field measurements of new particle formation with comprehensive physical and chemical analysis of particles, clusters, and ions as well as detailed meteorological data.

R2: Development and optimisation of physical and chemical measurement techniques for nanometre-sized particles, clusters, and ions (ion spectrometer, single particle MS).

R3: Laboratory experiments to elucidate the mechanisms and kinetics of nucleation and growth of new particles and to gather thermodynamic data of SOA components as a function of temperature and composition (surface tensions, densities, vapour pressures, activities).

R4: Development of detailed process models and simplified parameterisations for new particle formation, including nucleation, growth, aerosol dynamics, sulphur and organic chemistry as well as the role of ions/electric charge.

R5: Sensitivity studies with detailed process models and simplified atmospheric models.

Open questions of organic aerosol aging:

Q1: How do aging processes influence the physicochemical properties of OA components, in particular their volatility, solubility, hygroscopicity, and optical absorption (e.g., formation of light-absorbing and hygroscopic species)?

Organic aerosol: state of knowledge and research needs

S. Fuzzi et al.

Title Page

Abstract

Introduction

Conclusions

References

Tables

Figures

◀

▶

◀

▶

Back

Close

Full Screen / Esc

Print Version

Interactive Discussion

Q2: How does the chemical transformation of OA by atmospheric photo-oxidants (air pollutants) influence aerosol health effects? (e.g., the enhancement of mutagenicity and allergenicity by nitration of polycyclic aromatic hydrocarbons in soot and proteins in bioparticles, respectively).

5 Q3: How do OA components and their aging influence the kinetics of aerosol particle interactions with reactive trace gases, water vapour and clouds? (e.g., kinetic limitations to mass transport and phase transitions like particle deliquescence and efflorescence, evaporation and adsorption/absorption of semi-volatile organics and inorganics, etc.)

10 Q4: What are the mechanisms and kinetics of OA aging processes (heterogeneous and multiphase chemical reactions; mass transport and phase transitions; surface and bulk effects), and how can they be efficiently described in atmospheric models?

15 Q5: How do transformations upon sampling, storage, and measurement influence the chemical and physical analysis of OA? (e.g., filter reactions, gas-particle partitioning, shape transformation, etc.)

Q6: Can aging of OA by heterogeneous reactions followed by evaporation of smaller molecular weight products (Molina et al., 2004) be an important sink for OA and for atmospheric oxidants?

20 *Research priorities for organic aerosol aging*

R1: More laboratory and environmental chamber experiments under atmospherically relevant conditions to elucidate OA aging processes are needed. The mechanism and kinetics of the involved physical and chemical processes need to be understood.

25 R2: Development of detailed process models and master mechanisms describing mass transport and chemical reactions of organic and inorganic compounds in

**Organic aerosol:
state of knowledge
and research needs**

S. Fuzzi et al.

Title Page

Abstract

Introduction

Conclusions

References

Tables

Figures

◀

▶

◀

▶

Back

Close

Full Screen / Esc

Print Version

Interactive Discussion

aerosols and clouds. The use of consistent and universally applicable formalisms and terminology is important in this context.

R3: Derivation of simplified parameterisations (lumping of species and processes) for atmospheric chemistry-transport models (regional and global).

5 R4: Sensitivity studies with detailed process models and simplified atmospheric models.

R5: Test and validation of laboratory, chamber and model results by Lagrangian field experiments.

5. Physical and chemical state of organic aerosols

10 Aerosol particles that contain organic compounds are characterized by diverse chemical and physical properties. These properties control the role of organic particles in the atmosphere, affecting (1) their gas-particle partitioning, (2) their water uptake in sub-saturated conditions, (3) their water uptake in supersaturated conditions, (4) their nucleation of ice, and (5) their light scattering and absorption.

15 The measurement organic aerosol composition has involved a multifaceted approach, drawing on a number of complementary instruments. The instruments that exist today vary in the type of method used, ranging from approaches that quantify individual molecular species to ones that characterize only partial molecular fragments or bonds. Examples of speciated approaches include coupled liquid chromatography-mass spectrometry (LC-MS), whereas electron-impact (EI) and time-of-flight (TOF) MS
20 characterize fragments, and infrared (IR) spectroscopy measures absorption by bonds. Some of the techniques that have been applied to characterizing organic aerosol are listed in Table 3.

25 Since information on the complete molecular composition of organic particles is impossible with existing techniques and is unlikely to be realized in the foreseeable future,

Title Page

Abstract

Introduction

Conclusions

References

Tables

Figures

◀

▶

◀

▶

Back

Close

Full Screen / Esc

Print Version

Interactive Discussion

**Organic aerosol:
state of knowledge
and research needs**

S. Fuzzi et al.

[Title Page](#)[Abstract](#)[Introduction](#)[Conclusions](#)[References](#)[Tables](#)[Figures](#)[⏪](#)[⏩](#)[◀](#)[▶](#)[Back](#)[Close](#)[Full Screen / Esc](#)[Print Version](#)[Interactive Discussion](#)

EGU

current strategies need to include both improvements to existing instrumentation and a method for characterizing organic aerosols using techniques that do not rely on full chemical speciation. Simultaneously, existing measurement techniques should be exploited to characterize organic composition with property-based approaches. To this end, the use of model compounds which can simulate the chemical and physical properties of OA has been proposed (Fuzzi et al., 2001, 2002; Decesari et al., 2005) and should further be exploited.

A further issue is that organic aerosol measurements are often seriously affected by positive and negative artefacts during sampling, also limiting the accuracy to which we can fully characterise and understand aerosol organic composition. Various techniques have been developed to overcome this problem but the issue of artefact aerosol organic carbon is far from being solved.

In addition, Evolved Gas Analysis (the basic type of analysis to separate EC and OC in atmospheric aerosol) suffers from many shortcomings. Uncertainties still remain unacceptably large for organic aerosol characterisation and the distinction of the organic and “elemental” fractions (see also Sect. 2.6 above).

The properties of organic compounds are important in determining the role of organic particles in the atmosphere. Mechanisms controlled by the chemical and physical properties of OA include a) their water uptake in sub-saturated conditions, b) their water uptake in supersaturated conditions, c) their ice nucleation ability, d) their light scattering and absorption.

Water uptake in sub-saturated conditions is typically described as “hygroscopic growth” characterized by a diameter-based ratio of the change in particle size, where growth is either monotonic (simple exponential) or deliquescent (exponential, but with a very rapid increase in size around a given RH). Evidence exists suggesting that particle-phase organic compounds enhance water uptake by atmospheric particles in some cases and inhibit or retard water uptake in other cases (Saxena and Hildemann, 1996), in particular affecting water uptake at low RH. For example, Marcolli et al. (2004) have noted that mixtures of organics can retain water and remain in the liquid phase

**Organic aerosol:
state of knowledge
and research needs**S. Fuzzi et al.

[Title Page](#)[Abstract](#)[Introduction](#)[Conclusions](#)[References](#)[Tables](#)[Figures](#)[◀](#)[▶](#)[◀](#)[▶](#)[Back](#)[Close](#)[Full Screen / Esc](#)[Print Version](#)[Interactive Discussion](#)

EGU

even at very low RH. The presence of organics (particularly more soluble organics) can also lower the RH at which deliquescence of the aerosol occurs (Kanakidou et al., 2005). While the ability of dissolved inorganic ions in aerosol particles to take up water is well understood theoretically and experimentally, little information exists about the hygroscopic behaviour of particles containing organic compounds. The mechanism of water uptake by particles that contain organic species has been studied recently in several laboratory experiments, but most of these results describe the behaviour of pure organic compounds in water or of mixtures of organic compounds with an inorganic salt, whereas real atmospheric aerosol – particularly in polluted regions – is almost always a complex mixture of organic and inorganic aerosols, the latter of which may include soot and/or dust, as well as chemically active gas species. Complex mixtures of organic compounds have been characterized by semi-empirical thermodynamic models of properties, but these model results need to be validated (Marcolli et al., 2005; Topping et al., 2005).

The phase of components in particles plays a key role in determining how particles take up water. Compounds that are mixed in dry conditions will tend to stay mixed as they take up water. Compounds that are not mixed in dry solid or liquid particles will tend to take up water in separate stages, as required by the Gibbs Phase Rule. The behaviour of well-mixed liquids differs considerably from water uptake by components that are not mutually soluble in dry conditions.

Another important aspect of the behaviour of organic particles in the atmosphere is their ability to serve as condensation nuclei for cloud droplets in supersaturated conditions. This role is important in determining the microphysical properties of clouds as well as the deposition of particles in lungs. Classical theory for ideal solutions of dissociated inorganic ions shows that the Raoult effect competes with the Kelvin effect in the water uptake process. The result is heterogeneous nucleation of droplets with sufficient energy from dissolution of ions to overcome the barrier created by the formation of an expanded air-water interface. This picture of cloud condensation nuclei depends nearly exclusively on the solubility and surface tension of organic compounds

in particles (Nenes et al., 2002). Recent work suggests that a third property, surface wettability, may also play a role in describing the non-ideal solution properties associated with the complex mixtures present in organic particles in the atmosphere (Köhler, 1936; Raymond and Pandis, 2002).

5 The influence of organic aerosol particles in changing the properties of ice-forming nuclei in mixed-phase clouds is poorly understood, as is also their role in ice crystal formation within cirrus clouds. In one study it was noted that ice cloud particles preferentially contained sulphate (versus organic) aerosol, indicating that the organics were not as efficient as ice nuclei (Cziczo et al., 2004). This was explained by the relatively
10 less efficient water uptake by the organic aerosol. Another study concluded that the presence of organics will not have a significant impact on cirrus formation unless they comprise a very high fraction of the ambient aerosol (Kärcher and Koop, 2004).

Organic aerosols also contribute to the optical properties of atmospheric particles (i.e., their light scattering efficiency and absorption efficiency) which are governed
15 by hygroscopicity, absorption, phase and mixing, and other properties. Hygroscopic growth plays an important role in the direct radiative effect of aerosol by enhancing light scattering, resulting in reductions in visibility and incoming solar radiation. Organic particles will both absorb and scatter radiation. It is known that absorption by black carbon has an important effect on the atmospheric radiative balance, but the relative and absolute roles of black carbon and light-absorbing organic aerosol (“brown carbon”) in absorbing radiation is not well constrained. Quantifying light-absorbing carbon, and the associated organic carbon that is typically mixed with soot-like emissions, requires careful measurements and multiple techniques. The few measurements of absorption by typical atmospheric organic compounds show very small absorption, but
20 both particle phase and its associated shape have important impacts on the calculated scattering and absorption of light in the atmosphere and individual organic components exhibit a wide range of scattering and absorption indices (Fig. 6). External and internal mixing of components may change the calculated optical effects significantly (Myhre and Nielsen, 2004; Jacobson, 2001).

**Organic aerosol:
state of knowledge
and research needs**S. Fuzzi et al.

[Title Page](#)[Abstract](#)[Introduction](#)[Conclusions](#)[References](#)[Tables](#)[Figures](#)[◀](#)[▶](#)[◀](#)[▶](#)[Back](#)[Close](#)[Full Screen / Esc](#)[Print Version](#)[Interactive Discussion](#)

5.1. Outstanding issues for future research

For the last decade, studies of molecular compositions of OA have been conducted extensively using GC/MS, LC/MS, IC, etc. Previous molecular approaches demonstrated that organic aerosols are composed of complex mixture of different organic species from less-polar organics (n-alkanes, polycyclic aromatic hydrocarbons, fatty alcohols, fatty acids, etc.) to highly polar organics such as dicarboxylic acids and multi-functional organic acids. Studies employing FTIR spectroscopy and NEXAFS have demonstrated the presence of different functional groups such as ketonic and carboxylic groups in aerosol particles. Humic-like substances (HULIS) have been identified in aerosols, although their contribution to organic carbon is not clear. Field observation and laboratory smog chamber studies demonstrated that oxidative reactions of biogenic and anthropogenic OA precursors in the gas phase produce low molecular weight organic acids such as oxalic and other dicarboxylic acids, dicarbonyls and multi-functional organics. Oxidation reactions in the particle phase may also produce oxygenated species, including aldehydes, organic acids, and large molecules such as HULIS. Despite this research progress, a significant fraction of atmospheric OA still remains poorly characterized.

Chemical evolution of particles in the atmosphere modifies distributions of functional groups, thus altering the chemical (e.g., water-solubility) and physical properties (e.g., hygroscopicity, ice nucleation capability). Small dicarboxylic acids can act as agents to dissolve clay and carbonate minerals (dusts) and accelerate the release of metals into the liquid phase of aerosols and may thereby be linked to biogeochemical cycles of micronutrients in the remote atmosphere and ocean. Laboratory studies on hygroscopic growth of different polar organic compounds have demonstrated that water-soluble organics in the atmospheric aerosol could act as important cloud condensation nuclei or ice nuclei.

Organic aerosol: state of knowledge and research needs

S. Fuzzi et al.

Title Page

Abstract

Introduction

Conclusions

References

Tables

Figures

◀

▶

◀

▶

Back

Close

Full Screen / Esc

Print Version

Interactive Discussion

Research priorities for constraining the physical and chemical state of organic aerosol

R1: Further improve artefact-free aerosol sampling for organic compounds and standardize the BC/OC separation procedure through EGA.

R2: Understanding of organic compositions at the functional group or structural level is still an important subject of OA study in terms of bulk-, size-segregated and individual aerosols. Developments of new methods and technologies are needed to better describe the chemical composition of OA.

R3: Spatial distributions of functional groups within an individual particle further need to be studied, because such chemical states determine the physical properties of aerosols.

R4: Studies on heterogeneous reactions that result in small and highly oxygenated species as well as large polymers (HULIS) need to be conducted with various organic precursors of biogenic and anthropogenic origin under laboratory and field conditions.

R5: The role of OA in nucleation processes (e.g., ice crystal formation) occurring in clouds in the upper troposphere need to be clarified in both field and laboratory experiments.

6. Atmospheric modelling of organic aerosols

Using models, we can integrate knowledge on organic species' sources, their transport, in-atmosphere aerosol formation, transformation, and properties (chemical, physical and optical) with the thermodynamics and meteorology of the ambient atmosphere in order to determine their effects on the biosphere and human health, their radiative impacts and, from that, their climate impacts. As has been discussed, field measurements have revealed a very large number of organic species in the atmosphere in

Organic aerosol: state of knowledge and research needs

S. Fuzzi et al.

Title Page

Abstract

Introduction

Conclusions

References

Tables

Figures

◀

▶

◀

▶

Back

Close

Full Screen / Esc

Print Version

Interactive Discussion

**Organic aerosol:
state of knowledge
and research needs**S. Fuzzi et al.

[Title Page](#)[Abstract](#)[Introduction](#)[Conclusions](#)[References](#)[Tables](#)[Figures](#)[⏪](#)[⏩](#)[◀](#)[▶](#)[Back](#)[Close](#)[Full Screen / Esc](#)[Print Version](#)[Interactive Discussion](#)

EGU

both the gas and particulate phases. The behaviour of these species depends on their mass fractions relative to one another and to inorganic species (such as SO₂, nitrate, sulphate, and black carbon) as well as on temperature and humidity – all of which will likely evolve with time and the climate. The complexity of the processes controlling atmospheric aerosols can only be captured using small-scale, high resolution models which are capable of simulating physical and chemical processes in great detail. These models can yield insight into how perturbations in atmospheric composition and climate might affect organic aerosol formation rates and properties (i.e., sensitivity studies) and the concomitant impacts on aerosol distribution as well as, for example, cloud droplet formation and wet and dry deposition of these aerosols. However this level of chemical and microphysical detail cannot be extended to the global scale due to computational limitations, so radiative and climate impacts must be determined using a hierarchy of models from regional to global scale.

Discussions at this workshop mainly focused on what information and improvements are needed in order to reduce uncertainties in Chemical Transport Model (CTMs) and Global Climate Model (GCM) representations of organic aerosols. Currently there is about a factor-of-three uncertainty in the direct plus indirect top-of-the-atmosphere radiative effect of organic aerosols (IPCC, 2001), so these uncertainties are large. A significant part of this stems from a lack of understanding of secondary organic aerosol formation rates and their controlling factors, though source strengths (for both organic aerosols and precursor gases), transformation and removal processes, the aerosol optical properties, and organics' effects on cloud formation and lifetime also remain highly uncertain. Depending on the aerosol sources, transport processes, and atmospheric conditions, the composition of OA can be dominated either by POA or by SOA. For example, recent studies have shown a high abundance of POA in tropical air masses that are influenced by strong biomass burning (Artaxo et al., 2002; Formenti et al., 2003; Kirchstetter et al., 2003; Decesari et al., 2005). On the other hand, in extratropical air masses, influenced by anthropogenic or biogenic emissions of precursor volatile organic compounds (VOC) and characterized by high photochemical activity, most of the

aerosol is produced in the atmosphere from gaseous precursors (c.f. Kanakidou et al., 2005, and Fig. 7).

In addition to basic knowledge about OA, there is a need to improve the representation of the organic aerosol component in the models. Effort needs to focus on modelling

- (i) the size resolved multi-component aerosol, allowing consideration of internally mixed aerosol;
- (ii) the formation of SOA, including mechanisms other than gas-to-particle partitioning;
- and (iii) the impact of organics on aerosol optics, on water associated with the aerosol, on cloud formation, growth and properties (Kanakidou et al., 2005).

6.1. Outstanding issues for future research

To consider organic aerosols in CTMs and GCMs we need to identify which are the critical parameters for controlling OA formation and fate under both pristine and polluted conditions and to identify suitable parameterisations of processes too complex to be included in full detail. This requires improvement of our understanding of the physical and chemical behaviour of OA such that we can simplify the system without missing critical information on the complex organic/inorganic mixtures of the different aerosol types (marine, urban, rural, etc).

To properly include OA properties in models, we need to have better knowledge in the following critical areas:

(a) *The total burden (mass and size distribution) and spatial variability of OA in the atmosphere.* This depends on sufficiently constrained knowledge of emissions, physical and chemical transformation processes, and removal rates from the atmosphere via dry deposition and precipitation. In particular, the simulation of the formation and occurrence of SOA in the troposphere requires the development of “clever” lumping methods, using a small number of species that represent the necessary properties for modelling and which are suitable for present-day and pre-industrial conditions.

(b) *The optical properties of OA (absorption/scattering) and information on solubil-*

Organic aerosol: state of knowledge and research needs

S. Fuzzi et al.

Title Page

Abstract

Introduction

Conclusions

References

Tables

Figures

◀

▶

◀

▶

Back

Close

Full Screen / Esc

Print Version

Interactive Discussion

**Organic aerosol:
state of knowledge
and research needs**

S. Fuzzi et al.

[Title Page](#)[Abstract](#)[Introduction](#)[Conclusions](#)[References](#)[Tables](#)[Figures](#)[◀](#)[▶](#)[◀](#)[▶](#)[Back](#)[Close](#)[Full Screen / Esc](#)[Print Version](#)[Interactive Discussion](#)

EGU

ity, hygroscopicity and the ability of OA to activate as cloud condensation nuclei (CCN) and ice nuclei (IN). These properties need to be defined/parameterized on the particle level involving mixtures of numerous organic components. We also need to know and simulate the state of mixing of organics with the other aerosol constituents in the atmosphere and understand how their mixing state impacts their physical, optical and hygroscopic properties.

In Table 4 we summarize the specific information needed at the very small scale and that needed at the scale represented in CTMs and GCMs, and we suggest that the need to link the two scales may be met by the use of functional grouping of organic species. Information about molecular functional groups might offer a means for deducing the minimum number of surrogates for OA in models.

An issue with some of the properties listed in Table 4 is that measurements will not necessarily yield information in the form needed by modellers. For example, models typically calculate aerosol optical properties by taking a mass burden, distributing it over a lognormal size distribution, calculating a mass-weighted index of refraction (real and imaginary), and then use Mie theory to calculate the aerosol scattering and absorption properties. While mass loading and size distributions are routinely measured in the field, index of refraction is not. Instead, mass scattering and absorption efficiencies and the single scattering albedo (ratio of scattering to scattering-plus-absorption) is measured. Also, accurate determination of index of refraction relies on full chemical characterization, which because of the high chemical complexity of real atmospheric OA is not generally accomplished. Thus the measured optical properties are useful for validation, but not for model input. Similarly, particle formation rates and processes cannot be measured directly but must be inferred from measurements at various points downwind of sources (i.e., Lagrangian type experiments).

In addition to the improvements to model inputs, the model representations of certain processes need to be improved. In-atmosphere formation of organic aerosol from gas species merits special attention, both because of the difficulty of representing this process in models and because of what the models can teach us. For example,

**Organic aerosol:
state of knowledge
and research needs**S. Fuzzi et al.

[Title Page](#)[Abstract](#)[Introduction](#)[Conclusions](#)[References](#)[Tables](#)[Figures](#)[⏪](#)[⏩](#)[◀](#)[▶](#)[Back](#)[Close](#)[Full Screen / Esc](#)[Print Version](#)[Interactive Discussion](#)

EGU

SOA is formed in the whole tropospheric column and not only close to the surface. Model calculations have shown that only about half of it is formed in the lowest 6 km in the troposphere, and the percentage contribution of the secondary fraction to the total OA mass increases with height (Fig. 1 in Kanakidou et al., 2005). The sensitivity of OA chemical formation to various parameters has been studied by comparing different transport/chemistry models for the same case study and in comparing different cases with the same CTM (Pun et al., 2003; Tsigaridis and Kanakidou, 2003). These results point out the importance of the ‘lumping’ of groups of chemical constituents in model representations. The major factor of uncertainty seems to be the temperature dependence of the partitioning of constituents between the gas and particulate phase. Recent experimental studies of oligomer formation of OA (Kalberer et al., 2004; Tolocka et al., 2004; Gao et al., 2004) suggest a new approach of SOA modelling that involves multiphase and aerosol chemistry (Kanakidou et al., 2005 and references therein). The uncertainty in the emissions of the VOC that lead to SOA formation is propagated to the SOA formation, but not linearly since oxidant levels are also affected by these emissions.

Improvement is also needed in how models treat OA hygroscopicity. Currently, most models assume that OA is initially hydrophobic, then use an e-folding time of 24 h to transform them to a uniform level of hygroscopicity. This is critical for three reasons: 1) aerosol optical depth (i.e., the OA direct radiative impact) is highly dependent on the aerosol hygroscopicity in high humidity regions – such as the boundary layer where OA are most likely to reside; 2) the water uptake properties of the aerosol will strongly affect its ability to act as cloud condensation nuclei (i.e., the OA indirect effect); and 3) the removal, and thus atmospheric burden, of OA will be impacted by how easily it is incorporated into clouds. The simplified parameterisation of the conversion of OA from hydrophobic to hydrophilic that is currently being used needs to be replaced by a more physical-chemical based parameterisation. In addition, improvement of cloud and precipitation parameterizations (stratiform and convective) in GCMs must be a major point of action (Lohmann and Feichter, 2005).

**Organic aerosol:
state of knowledge
and research needs**S. Fuzzi et al.

[Title Page](#)[Abstract](#)[Introduction](#)[Conclusions](#)[References](#)[Tables](#)[Figures](#)[◀](#)[▶](#)[◀](#)[▶](#)[Back](#)[Close](#)[Full Screen / Esc](#)[Print Version](#)[Interactive Discussion](#)

EGU

Models will ultimately be improved through close collaborations between modellers and those conducting laboratory and field measurements and by investigating OA in the context of the full earth system. In turn, the measurement community can optimize the utility of their measurements using model results. Below, we outline recommendations of some specific approaches for achieving these goals.

R1: Modelling studies need to include comprehensive and coupled dynamics, vegetation, cloud microphysics and chemistry to understand and describe the aerosol-cloud interactions.

R2: Combine laboratory/chamber experiments under ‘atmospheric’ conditions with chemical modelling on different scales.

R3: Model integration is a necessary component of laboratory and in-situ aerosol-cloud interaction studies – e.g., combine a Lagrangian observational approach with air parcel and process models. (See, for example, Lohmann and Leck, 2005.)

R4: Involve modellers in the planning and interpretation of the field experiments. Also use chemical forecasting in the realization of the field experiments.

R5: Improve collaborations between climate modellers and the air quality and health community.

R6: Model evaluation:

- a) Use regional models to evaluate the representativeness of observational sites;
- b) Extend these results to the GCM scale;
- c) Use regional models to infer subgrid-scale information needed on GCM scale;
- d) Use in-situ data (especially vertical/high altitude information), surface observations and remote sensing for model evaluation.

R7: Use climate models to define sensitive regions for integrated regional studies.

R8: Conduct perturbation studies, looking at the dynamical, physical and chemical state of clouds.

7. Conclusions

5 Organic aerosols are clearly a significant fraction of tropospheric particulate matter, which have a large impact on aerosol physical and chemical properties. Unfortunately, its complexity and the inadequacy of present analytical tools have frustrated attempts to characterize OA. As a result, its impact cannot presently be described adequately in chemical transport and climate models. The international programs IGAC, ILEAPS, 10 and SOLAS convened a group of experts to outline the research agenda described here, which we hope will aid in prioritizing research in this critical area of the geosciences. We have also suggest a set of self-consistent terms for describing OA, which could lead to greater clarity in discussing OA sources, properties, interactions, and effects.

15 *Acknowledgements.* The authors want to thank all of the workshop participants for their contributions. The excellent organisation of the workshop which was held at the Hyttiälä (Finland) field station on 10–12 May 2004 was provided by the University of Helsinki which hosted the workshop and supported the local expenses of the participants. T. Suni of the iLEAPS Project Office competently handled the whole organisation. Travel funding was provided by the Seattle 20 IGAC Project Office, the Bologna IGAC Project Office through the European Network of Excellence ACCENT, and the International SOLAS Project Office through SCOR. M. Kanakidou acknowledges the EU project PHOENICS for support.

References

25 Andreae, M. O. and Crutzen, P. J.: Atmospheric aerosols: Biogeochemical sources and role in atmospheric chemistry, *Science*, 276, 1052–1056, 1997.

Organic aerosol: state of knowledge and research needs

S. Fuzzi et al.

Title Page

Abstract

Introduction

Conclusions

References

Tables

Figures

◀

▶

◀

▶

Back

Close

Full Screen / Esc

Print Version

Interactive Discussion

**Organic aerosol:
state of knowledge
and research needs**

S. Fuzzi et al.

[Title Page](#)[Abstract](#)[Introduction](#)[Conclusions](#)[References](#)[Tables](#)[Figures](#)[◀](#)[▶](#)[◀](#)[▶](#)[Back](#)[Close](#)[Full Screen / Esc](#)[Print Version](#)[Interactive Discussion](#)

EGU

- Artaxo, P., Martins, J. V., Yamasoe, M. A., A. Procópio, S., Pauliquevis, T. M., Andreae, M. O., Guyon, P., Gatti, L. V., and Leal, A. M. C.: Physical and chemical properties of aerosols in the wet and dry season in Rondonia, Amazonia, *J. Geophys. Res.*, 107, 8081, doi:10.1029/2001JD000666, 2002.
- 5 Bahreini, R., Jimenez, J. L., Wang, J., Flagan, R. C., Seinfeld, J. H., Jayne, J. T., and Worsnop, D. R.: Aircraft-based aerosol size and composition measurements during ACE-Asia using an Aerodyne aerosol mass spectrometer, *J. Geophys. Res.*, 108, 8645, doi:10.1029/2002JD003226, 2003.
- Bernstein, J. A., Alexis, N., Barnes, C., Bernstein, I. L., Nel, A., Peden, D., Diaz-Sanchez, D.,
10 Tarlo, S. M., and Williams, P. B.: Health effects of air pollution, *J. Allergy Clin. Immunol.*, 114, 1116–1123, 2004.
- Bond, T. C., Streets, D. G., Yarber, K. F., Nelson, S. M., Woo, J. H., and Klimont, Z.: A technology-based global inventory of black and organic carbon emissions from combustion, *J. Geophys. Res.*, 109, 14203, doi:10.1029/2003JD003697, 2004.
- 15 Bond, T. C. and Bergstrom, R. W.: Light absorption by carbonaceous particles: An investigative review, *Aerosol Sci. Technol.*, in press, 2005.
- Claeys, M., Wang, W., Ion, A. C., Kourtchev, I., Gelencser, A., and Maenhaut, W.: Formation of secondary organic aerosols from isoprene and its gas-phase oxidation products through reaction with hydrogen peroxide, *Atmos. Environ.*, 28, 4093–4098, 2004.
- 20 Cziczo, D. J., DeMott, P. J., Brooks, S. D., Prenni, A. J., Thomson, D. S., Baumgardner, D., Wilson, J. C., Kreidenweis, S. M., and Murphy D. M.: Observations of organic species and atmospheric ice formation, *Geophys. Res. Lett.*, 31, L12116, doi:10.1029/2004GL019822, 2004.
- Decesari, S., Facchini, M. C., Fuzzi, S., and Tagliavini, E.: Characterization of water-soluble organic compounds in atmospheric aerosol: A new approach, *J. Geophys. Res.*, 105, 1481–1489, 2000.
- 25 Decesari, S., Fuzzi, S., Facchini, M. C., Mircea, M., Emblico, L., Cavalli, F., Maenhaut, W., Chi, X., Schkolnik, G., Falkovich, A., Rudich, Y., Claeys, M., Pashynska, V., Vas, G., Kourtchev, I., Vermeylen, R., Hoffer, A., Andreae, M. O., Tagliavini, E., Moretti, F., and Artaxo, P.: Characterization of the organic composition of aerosols from Rondônia, Brazil, during the LBA-SMOCC 2002 experiment and its representation through model compounds, *Atmos. Chem. Phys. Discuss.*, 5, 5687–5749, 2005,
30 [SRef-ID: 1680-7375/acpd/2005-5-5687](#).

**Organic aerosol:
state of knowledge
and research needs**

S. Fuzzi et al.

[Title Page](#)[Abstract](#)[Introduction](#)[Conclusions](#)[References](#)[Tables](#)[Figures](#)[◀](#)[▶](#)[◀](#)[▶](#)[Back](#)[Close](#)[Full Screen / Esc](#)[Print Version](#)[Interactive Discussion](#)

EGU

Formenti, P., Elbert, W., Maenhaut, W., Haywood, J., Osborne, S., and Andreae, M. O.: Inorganic and carbonaceous aerosols during the Southern African Regional Science Initiative (SAFARI 2000) experiment: Chemical characteristics, physical properties, and emission data for smoke from African biomass burning, *J. Geophys. Res.*, 108, 8488, doi:10.1029/2002JD002408, 2003.

Franze, T., Weller, M. G., Niessner, R., and Pöschl, U.: Protein nitration by polluted air, *Environ. Sci. Technol.*, 39, 1673–1678, 2005.

Fuzzi, S., Decesari, S., Facchini, M. C., Matta, E., Mircea, M., and Tagliavini, E.: A simplified model of the water soluble organic component of atmospheric aerosols, *Geophys. Res. Lett.*, 28, 4079–4082, 2001.

Fuzzi, S., Facchini, M. C., Decesari, S., Matta, E., and Mircea, M.: Soluble organic compounds in fog and cloud droplets: what have we learned over the past few years?, *Atmos. Res.*, 64, 89–98, 2002.

Gao, S., Ng, N. L., Keywood, M., Varutbangkul, V., Bahreini, R., Chung, S. H., Nenes, A., He, J., Yoo, K. Y., Beauchamp, J. L., Hodyss, R. P., Flagan, R. C., and Seinfeld, J. H.: particle Phase Acidity and Oligomer Formation in Secondary Organic Aerosol, *Environ. Sci. Technol.*, 38, 6582–6589, 2004.

Guazzotti, S. A., Suess, D. T., Coffee, K. R., Quinn, P. K., Bates, T. S., Wisthaler, A., Hansel, A., Ball, W. P., Dickerson, R. R., Neususs, C., Crutzen, P. J., and Prather, K. A.: Characterization of carbonaceous aerosols outflow from India and Arabia: Biomass/biofuel burning and fossil fuel combustion, *J. Geophys. Res.*, 108, 4485, doi:10.1029/2002JD003277, 2003.

Hildemann, L. M., Mazurek, M. A., Cass, G. R., and Simoneit, B. R. T.: Quantitative characterization of urban sources of organic aerosol by high-resolution gas chromatography, *Environ. Sci. Technol.*, 25, 1311–1325, 1991.

Hoffer, A., Gelencsér, A., Guyon, P., Kiss, G., Schmid, O., Frank, G., Artaxo, P., and Andreae, M. O.: Optical properties of humic-like substances (HULIS) in biomass-burning aerosols, *Atmos. Chem. Phys. Discuss.*, 5, 7341–7360, 2005, [SRef-ID: 1680-7375/acpd/2005-5-7341](#).

Husar, R. B. and Shu, W. R.: Thermal analysis of the Los Angeles smog aerosol, *J. Appl. Meteorol.*, 14, 1558–1565, 1975.

Intergovernmental Panel on Climate Change (IPCC): *Climate Change: The Scientific Basis*, Cambridge University Press, UK, 2001.

Jacobson, M. Z.: Strong radiative heating due to the mixing state of black carbon in atmospheric

**Organic aerosol:
state of knowledge
and research needs**

S. Fuzzi et al.

[Title Page](#)[Abstract](#)[Introduction](#)[Conclusions](#)[References](#)[Tables](#)[Figures](#)[◀](#)[▶](#)[◀](#)[▶](#)[Back](#)[Close](#)[Full Screen / Esc](#)[Print Version](#)[Interactive Discussion](#)

EGU

aerosols, *Nature*, 409, 695–697, 2001.

Kärcher, B. and Koop, T.: The role of organic aerosols in homogeneous ice formation, *Atmos. Chem. Phys.*, 5, 703–714, 2005,
[SRef-ID: 1680-7324/acp/2005-5-703](#).

5 Kalberer, M., Paulsen, D., Sax, M. Steinbacher, M., Dommen, J., Prevot, A. S. H., Fisseha, R., Weingartner, E., Frankevich, V., Zenobi, R., and Baltensperger U.: Identification of polymers as major components of atmospheric organic aerosols, *Science*, 303, 1659–1662, 2004.

Kanakidou, M., Seinfeld, J. H., Pandis, S. N., Barnes, I., Dentener, F. J., Facchini, M. C., van Dingenen, R., Ervens, B., Nenes, A., Nielsen, C. J., Swietlicki, E., Putaud, J. P., Balkanski, Y., Fuzzi, S., Horth, J., Moortgat, G. K., Winterhalter, R., Myhre, C. E. L., Tsigaridis, K., Vignati, E., Stephanou, E. G., and Wilson, J.: Organic aerosol and global climate modelling: A review, *Atmos. Chem. Phys.*, 5, 1053–1123, 2005,
10 [SRef-ID: 1680-7324/acp/2005-5-1053](#).

Kirchstetter, T. W., Novakov, T., Hobbs, P. V., and Magi, B.: Airborne measurements of carbonaceous aerosols in southern Africa during the dry, biomass burning season, *J. Geophys. Res.*, 108, doi:10.1029/2002JD002171, 2003.

Kirchstetter, T. W., Novakov, T., and Hobbs, P. V.: Evidence that the spectral dependence of light absorption by aerosols is affected by organic carbon, *J. Geophys. Res.*, 109, D21208, doi:10.1029/2004JD0004999, 2004.

20 Köhler, H.: The nucleus in the growth of hygroscopic droplets, *Trans. Faraday Soc.*, 32, 1152–1161, 1936.

Kulmala, M.: How particles nucleate and grow, *Science*, 302, 1000–1001, 2003.

Kulmala, M., Vehkamäki, H., Petäjä, T., Dal Maso, M., Lauri, A., Kerminen, V.-M., Birmili, W., and McMurry, P. H.: Formation and growth rates of ultrafine atmospheric particles: a review of observations, *J. Aerosol Sci.*, 35, 143–176, 2004.

25 Kulmala, M., Petaja, T., Monkkonen, P., Koponen, I. K., Dal Maso, M., Aalto, P. P., Lehtinen, K. E. J., and Kerminen, V. M.: On the growth of nucleation mode particles: source rates of condensable vapor in polluted and clean environments, *Atmos. Chem. Phys.*, 5, 409–416, 2005,
[SRef-ID: 1680-7324/acp/2005-5-409](#).

Lohmann, U. and Feichter, J.: Global indirect aerosol effects: a review, *Atmos. Chem. Phys.*, 5, 715–737, 2005,
[SRef-ID: 1680-7324/acp/2005-5-715](#).

**Organic aerosol:
state of knowledge
and research needs**

S. Fuzzi et al.

[Title Page](#)[Abstract](#)[Introduction](#)[Conclusions](#)[References](#)[Tables](#)[Figures](#)[◀](#)[▶](#)[◀](#)[▶](#)[Back](#)[Close](#)[Full Screen / Esc](#)[Print Version](#)[Interactive Discussion](#)

EGU

- Lohmann, U. and Leck, C.: Importance of submicron surface active organic aerosols for pristine Arctic clouds, *Tellus*, 57 B, 261–268, 2005.
- Marculli, C., Luo, B., and Peter, T.: Mixing of the organic aerosol fractions: liquids as the thermodynamically stable phases, *J. Phys. Chem. A*, 108, 2216–2224, 2004.
- 5 Marculli, C. and Peter, T.: Water activity in polyol/water systems: new UNIFAC parameterization, *Atmos. Chem. Phys.*, 5, 1545–1555, 2005,
[SRef-ID: 1680-7324/acp/2005-5-1545](#).
- Maria, S. F., Russell, L. M., Turpin, B. J., Campos, T. L., Weber, R. J., and Huebert, B. J.: Source signatures of carbon monoxide and organic functional groups in Asian Pacific Regional Aerosol Characterization Experiment (ACE-Asia) submicron aerosol types, *J. Geophys. Res.*, 108, doi:10.1029/2003JD003703, 2003.
- 10 Mayol-Bracero, O. L., Guyon, P., Graham, B., Roberts, G., Andreae, M. O., Decesari, S., Facchini, M. C., Fuzzi, S., and Artaxo, P.: Water-soluble organic compounds in biomass burning aerosols over Amazonia: 2. Apportionment of the chemical composition and importance of the polyacidic fraction, *J. Geophys. Res.*, 107, 8091, doi:10.1029/2001JD000522, 2002.
- Mikhailov, E., Vlasenko, S., Niesner, R., and Pöschl, U.: Interaction of aerosol particles composed of protein and salts with water vapor: hygroscopic growth and microstructural rearrangement, *Atmos. Chem. Phys.*, 4, 323–350, 2004,
[SRef-ID: 1680-7324/acp/2004-4-323](#).
- 20 Mochida, M., Umemoto, N., Kawamura, K., and Uematsu, M.: Biomodal size distribution of C2-C4 dicarboxylic acids in the marine aerosols, *Geophys. Res. Lett.*, 30, 1672, doi:10.129/2003GL017451, 2003.
- Molina, M. J., Ivanov, A. V., Trakhtenberg, S., and Molina, L. T.: Atmospheric evolution of organic aerosol, *Geophys. Res. Lett.*, 31, L22104, doi:10.1029/2004GL020910, 2004.
- 25 Monn, C.: Exposure assessment of air pollutants: a review on spatial heterogeneity and indoor/outdoor/personal exposure to suspended particulate matter, nitrogen dioxide and ozone, *Atmos. Environ.*, 35, 1–32, 2001.
- Morrison, B. D., Fergenson, D. P., and Prather, K. A.: Coupling two-step laser desorption/ionization with aerosol time-of-flight mass spectrometry for the analysis of individual organic particles, *J. Am. Soc. Mass Spectrom.*, 9, 1068–1073, 1998.
- 30 Myhre, C. E. L. and Nielsen, C. J.: Optical properties in the UV and visible spectral region of organic acids relevant to tropospheric aerosols, *Atmos. Chem. Phys.*, 4, 1759–1769, 2004,
[SRef-ID: 1680-7324/acp/2004-4-1759](#).

**Organic aerosol:
state of knowledge
and research needs**

S. Fuzzi et al.

[Title Page](#)[Abstract](#)[Introduction](#)[Conclusions](#)[References](#)[Tables](#)[Figures](#)[◀](#)[▶](#)[◀](#)[▶](#)[Back](#)[Close](#)[Full Screen / Esc](#)[Print Version](#)[Interactive Discussion](#)

EGU

- Nenes, A., Charlson, R., Facchini, M. C., Kulmala, M., Laaksonen, A., and Seinfeld, J. H.: Can chemical effects on cloud droplet number rival the first indirect effect?, *Geophys. Res. Lett.*, 29, 1848, doi:10.1029/2002GL015295, 2002.
- O'Dowd, C. D., Facchini, M. C., Cavalli, F., Ceburnis, D., Mircea, M., Decesari, S., Fuzzi, S., Yoon, Y. J., and Putaud, J.-P.: Biogenically driven organic contribution to marine aerosol, *Nature*, 431, 676–680, 2004.
- Odum, J. R., Hoffmann, T., Bowman, F., Collins, D., Flagan, R. C., and Seinfeld, J. H.: Gas/Particle partitioning and secondary organic aerosol yields, *Environ. Sci. Technol.*, 30, 2580–2585, 1996.
- Pöschl, U.: Formation and decomposition of hazardous chemical components contained in atmospheric aerosol particles, *J. Aerosol Med.*, 15, 203–212, 2002.
- Pöschl, U.: Atmospheric aerosols: composition, transformation, climate and health effects, *Angew. Chem. Int. Ed.*, DOI:10.1002/ange.200501122, 2005.
- Pöschl, U., Rudich, Y., and Ammann, M.: Kinetic model framework for aerosol and cloud surface chemistry and gas-particle interactions: Part 1 – general equations, parameters, and terminology, *Atmos. Chem. Phys. Discuss.*, 5, 2111–2191, 2005, [SRef-ID: 1680-7375/acpd/2005-5-2111](#).
- Pun, B. K., Wu, S. Y., Seigneur, C., Seinfeld, J. H., Griffin, R. J., and Pandis, S. N.: Uncertainties in modelling secondary organic aerosols: Three-dimensional modelling studies in Nashville/West Tennessee, *Environ. Sci. Technol.*, 37, 3647–3661, 2003.
- Randles, C. A., Russell, L. M., and Ramaswamy, V.: Hygroscopic and optical properties of organic sea salt aerosol and consequences for climate forcing, *Geophys. Res. Lett.*, 31, doi:10.1029/2004GL020628, 2004.
- Raymond, T. M. and Pandis, S. N.: Cloud activation of single-component organic aerosol particles, *J. Geophys. Res.*, 107, 4787, doi:10.1029/2002JD002159, 2002.
- Russell, L. M., Maria, S. F., and Myneni, S. C. B.: Mapping organic coatings on atmospheric particles, *Geophys. Res. Lett.*, 29, doi:10.1029/2002GL014874, 2002.
- Saxena, P. and Hildemann, L. M.: Water-soluble organics in atmospheric particles: A critical review of the literature and application of thermodynamics to identify candidate compounds, *J. Atmos. Chem.*, 24, 47–109, 1996.
- Schauer, C., Niessner, R., and Pöschl, U.: Polycyclic aromatic hydrocarbons in urban air particulate matter: decadal and seasonal trends, chemical degradation, and sampling artifacts, *Environ. Sci. Technol.*, 37, 2861–2868, 2003.

**Organic aerosol:
state of knowledge
and research needs**

S. Fuzzi et al.

Title Page

Abstract

Introduction

Conclusions

References

Tables

Figures

◀

▶

◀

▶

Back

Close

Full Screen / Esc

Print Version

Interactive Discussion

EGU

Schauer, C., Niessner, R., and Pöschl, U.: Analysis of nitrated polycyclic aromatic hydrocarbons by liquid chromatography with fluorescence and mass spectrometry detection: air particulate matter, soot, and reaction product studies, *Anal. Bioanal. Chem.*, 378, 725–736, 2004.

5 Szidat, S., Jenk, T., Gaggeler, H., Synal, H., Fisseha, R., Baltensperger, U., Kalberer, M., Samburova, V., Wacker, L., Saurer, M., Schwikowski, M., and Hajdas, I.: Source apportionment of aerosols, what can be learnt from ^{14}C measurements in different carbonaceous particle fractions?, *Radiocarbon*, 46, 475–484, 2004.

Tervahattu, H., Juhanoja, J., and Kupiainen, K.: Identificaion of an organic coating on marine aerosol particles by TOF-SIMS, *J. Geophys. Res.*, 107, doi:10.1029/2001JD001403, 2002.

10 Tolocka, M. P., Jang, M., Ginter, J., Cox, F., Kamens, R., and Johnston, M.: Formation of oligomers in secondary organic aerosol, *Environ. Sci. Technol.*, 38, 1428–1434, 2004.

Topping, D. O., McFiggans, G. B., and Coe, H.: A curved multi-component aerosol hygroscopicity model framework: Part 2 – Including organic compounds, *Atmos. Chem. Phys.*, 5, 1223–1242, 2005,

[SRef-ID: 1680-7324/acp/2005-5-1223](#).

Tsigaridis, K. and Kanakidou, M.: Global modelling of secondary organic aerosol in the troposphere: a sensitivity analysis, *Atmos. Chem. Phys.*, 3, 1849–1869, 2003,

[SRef-ID: 1680-7324/acp/2003-3-1849](#).

20 Tsigaridis, K., Lathièrè, J., Kanakidou, M., and Hauglustaine, D. A.: Naturally driven variability in the global secondary organic aerosol over a decade, *Atmos. Chem. Phys.*, 5, 1891–1904, 2005,

[SRef-ID: 1680-7324/acp/2005-5-1891](#).

25 Turpin, B. J., Saxena, P., and Andrews, E.: Measuring and simulating particulate organics in the atmosphere: problems and prospects, *Atmos. Environ.*, 34, 2983–3013, 2000.

Organic aerosol: state of knowledge and research needs

S. Fuzzi et al.

[Title Page](#)
[Abstract](#)
[Introduction](#)
[Conclusions](#)
[References](#)
[Tables](#)
[Figures](#)
[◀](#)
[▶](#)
[◀](#)
[▶](#)
[Back](#)
[Close](#)
[Full Screen / Esc](#)
[Print Version](#)
[Interactive Discussion](#)

EGU

Table 1. Suggested classification of organic aerosols by source type.

Class	Designation	Sample components	Distinguishing characteristics
1	Primary biogenic OA	Biological particles including whole organisms (e.g., bacteria), reproductive material (e.g., pollen, spores), fragments (e.g., plant waxes), and decaying biomass	Size, morphology, molecular markers
2	Secondary biogenic OA	Products of chemical reactions of gaseous species emitted from biological organisms	Molecular markers
3	Primary OA from closed combustion	Products of fuel combustion and industrial processes, condensable at ambient temperature	^{14}C (for fossil fuels), some molecular markers or trace metals
4	Secondary anthropogenic OA	Products of chemical reactions of gaseous species emitted from fuel combustion and industrial processes	^{14}C (for fossil fuels) combined with markers
5	Pyrogenic OA from open combustion	Burning of open biomass due to natural fires, land-use practices and land-use changes	Molecular markers, K, ^{14}C , seasonality
6	Ocean-generated OA	Surfactants generated in the sea spray process	Size-segregated composition, surface tension

**Organic aerosol:
state of knowledge
and research needs**

S. Fuzzi et al.

Table 2. Priorities for uncertainty reduction.

Class	Designation	Next Steps
2	Secondary biogenic OA	Emission factors for sesquiterpenes and aldehydes. Emission algorithms describing response to potential global change. Canopy and regional flux measurements for evaluation.
3	Primary combustion OA	Representative emission factors and climate-relevant properties for major sources; fuel-use assessments for bio-fuels
4	Secondary anthropogenic OA	Develop credible global inventory using basic emission factors
5	OA from open combustion	Large-scale parameterizations, including relationships with fire conditions

[Title Page](#)
[Abstract](#)
[Introduction](#)
[Conclusions](#)
[References](#)
[Tables](#)
[Figures](#)
[◀](#)
[▶](#)
[◀](#)
[▶](#)
[Back](#)
[Close](#)
[Full Screen / Esc](#)
[Print Version](#)
[Interactive Discussion](#)

EGU

Organic aerosol: state of knowledge and research needs

S. Fuzzi et al.

[Title Page](#)
[Abstract](#)
[Introduction](#)
[Conclusions](#)
[References](#)
[Tables](#)
[Figures](#)
[Back](#)
[Close](#)
[Full Screen / Esc](#)
[Print Version](#)
[Interactive Discussion](#)
Table 3. Measurement techniques for organic aerosols.

Level of Speciation	Technique	Related Works ¹
Molecules	Gas Chromatography-Mass Spectrometry (GC-MS)	Hildemann et al., 1991
	Liquid Chromatography-Mass Spectrometry (LC-MS)	Odum et al., 1996
	Ion Chromatography (IC)	Mochida et al., 2003
Molecular Fragments	Aerosol Time-of-Flight Mass Spectrometry (ATOMS)	Kalberer et al., 2004
	2-Step Laser Desorption/Ionisation Mass Spectrometry	Morrical et al., 1998
	Time-of-Flight 2° Ion Mass Spectrometry	Guazzotti et al., 2003
Molecular Bonds	Electron Impact (EI) Time-of-Flight Mass Spectrometry	Tervahattu et al., 2002
	Electrospray Mass Spectrometry	Bahreini et al., 2003
	Proton Nuclear Magnetic Resonance (HNMR)	Decesari et al., 2000
	Infrared Spectroscopy (IR)	Maria et al., 2003
Elemental Composition	Near-Edge X-Ray Absorption Fine Structure Spectroscopy and Scanning Transmission X-Ray Microscopy (NEXAFS/STX)	Russell et al., 2002
	Evolved Gas Analysis (EGA)	Turpin et al., 2000
	Scanning and Transmission Electron Microscopy (SEM/TEM)	Husar and Shu, 1975
Isotopic Composition	Gas Chromatography/Online Combustion/Isotope Ratios Mass Spectrometry (GC/irMS)	Szidat et al., 2004
	Accelerator Mass Spectrometry (AMS)	

¹ These references are reported as examples of the use of the listed techniques and are by no means exhaustive of the many papers, which have reported on organic aerosol analysis by these and other techniques.

Organic aerosol: state of knowledge and research needs

S. Fuzzi et al.

Title Page

Abstract

Introduction

Conclusions

References

Tables

Figures

◀

▶

◀

▶

Back

Close

Full Screen / Esc

Print Version

Interactive Discussion

EGU

Table 4. Information needed for atmospheric modelling of organic aerosols.

1. On the particle level:
<ul style="list-style-type: none"> a. Size-dependent chemical composition b. Particle formation processes and rates c. Mixing state of the aerosol (internal/external) d. Organic-inorganic interactions and gas-particle partitioning e. Water uptake properties (hygroscopicity) f. CCN/IN activity of organics (wettability, surface tension) g. Optical properties
2. On the grid scale:
<ul style="list-style-type: none"> a. Burden \pm standard deviation of whatever organic material exists in the atmosphere b. Better understanding of sources and sinks, especially wet deposition c. Cloud processing and how it affects organic aerosol properties and burdens d. Chemical composition as a function of altitude

Organic aerosol: state of knowledge and research needs

S. Fuzzi et al.

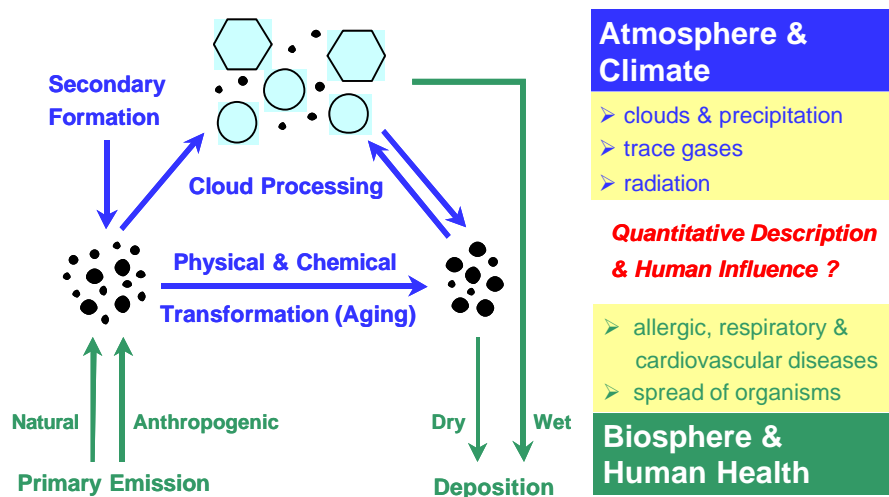


Fig. 1. Atmospheric cycling of organic aerosols and effects on the climate system and human health (Pöschl, 2005).

[Title Page](#)
[Abstract](#)
[Introduction](#)
[Conclusions](#)
[References](#)
[Tables](#)
[Figures](#)
[◀](#)
[▶](#)
[◀](#)
[▶](#)
[Back](#)
[Close](#)
[Full Screen / Esc](#)
[Print Version](#)
[Interactive Discussion](#)

EGU

**Organic aerosol:
state of knowledge
and research needs**

S. Fuzzi et al.

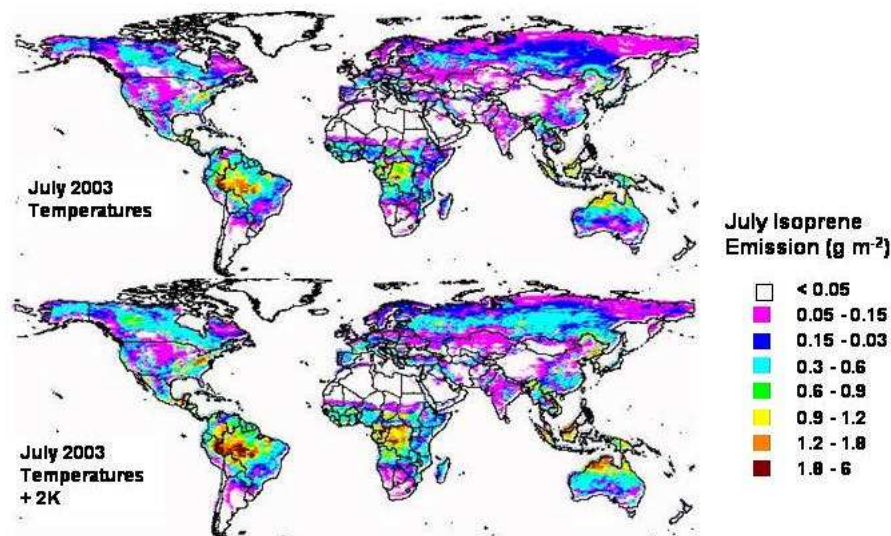


Fig. 2. Response of global isoprene emission rate distributions to a 2K increase in temperature. Emissions estimated by the MEGAN emission model (<http://bai.acd.ucar.edu/Megan/index.shtml>) for July 2003 (top) are compared with estimates where temperatures have been increased by 2K (bottom).

Title Page

Abstract

Introduction

Conclusions

References

Tables

Figures

◀

▶

◀

▶

Back

Close

Full Screen / Esc

Print Version

Interactive Discussion

EGU

**Organic aerosol:
state of knowledge
and research needs**

S. Fuzzi et al.

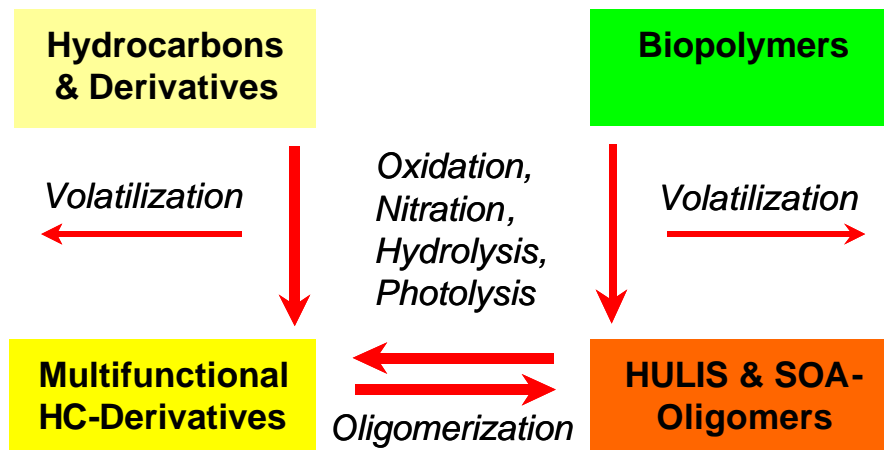


Fig. 3. Generic reaction pathways for the atmospheric transformation (chemical aging) of organic aerosol components (left side: low molecular mass; right side: high molecular mass; Pöschl, 2005).

[Title Page](#)[Abstract](#)[Introduction](#)[Conclusions](#)[References](#)[Tables](#)[Figures](#)[◀](#)[▶](#)[◀](#)[▶](#)[Back](#)[Close](#)[Full Screen / Esc](#)[Print Version](#)[Interactive Discussion](#)

EGU

**Organic aerosol:
state of knowledge
and research needs**

S. Fuzzi et al.

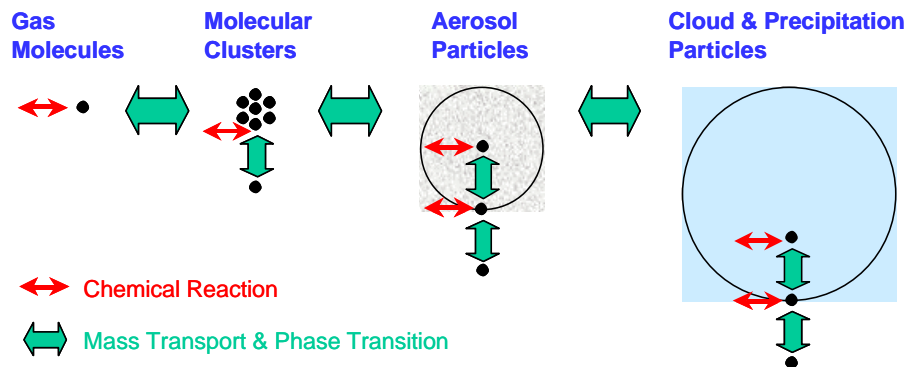


Fig. 4. Schematic illustration of the formation and transformation of atmospheric aerosol particles and components: mass transport and phase transitions in and between gas phase, clusters, aerosol, cloud and precipitation particles; chemical reactions in the gas phase, at the interface, and in the particle bulk (Pöschl, 2005; Pöschl et al., 2005).

[Title Page](#)[Abstract](#)[Introduction](#)[Conclusions](#)[References](#)[Tables](#)[Figures](#)[◀](#)[▶](#)[◀](#)[▶](#)[Back](#)[Close](#)[Full Screen / Esc](#)[Print Version](#)[Interactive Discussion](#)

EGU

Organic aerosol: state of knowledge and research needs

S. Fuzzi et al.

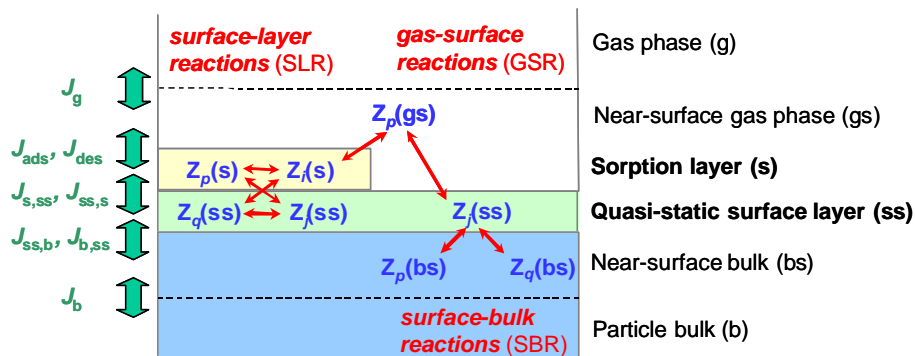


Fig. 5. Double-layer surface model, transport fluxes (bold green arrows), and chemical reactions (slim red arrows) of semi-volatile aerosol components (Z_x) at a gas-particle interface (Pöschl et al., 2005).

[Title Page](#)
[Abstract](#)
[Introduction](#)
[Conclusions](#)
[References](#)
[Tables](#)
[Figures](#)
[◀](#)
[▶](#)
[◀](#)
[▶](#)
[Back](#)
[Close](#)
[Full Screen / Esc](#)
[Print Version](#)
[Interactive Discussion](#)

EGU

Organic aerosol: state of knowledge and research needs

S. Fuzzi et al.

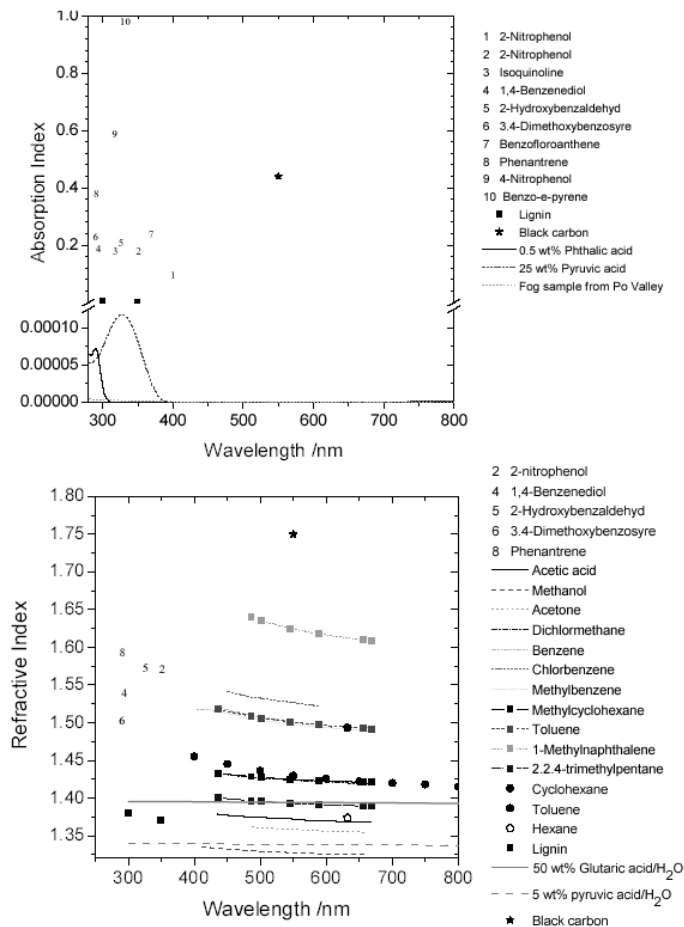


Fig. 6. Shown is the absorption index (top) and the real refractive index (bottom) of several organics and forms of black carbon, for wavelengths between about ~250–800 nm. The compounds shown present some overlap (i.e. common compounds studied) but are not all the same (Kanakidou et al., 2005).

[Title Page](#)
[Abstract](#)
[Introduction](#)
[Conclusions](#)
[References](#)
[Tables](#)
[Figures](#)
[◀](#)
[▶](#)
[◀](#)
[▶](#)
[Back](#)
[Close](#)
[Full Screen / Esc](#)
[Print Version](#)
[Interactive Discussion](#)

**Organic aerosol:
state of knowledge
and research needs**

S. Fuzzi et al.

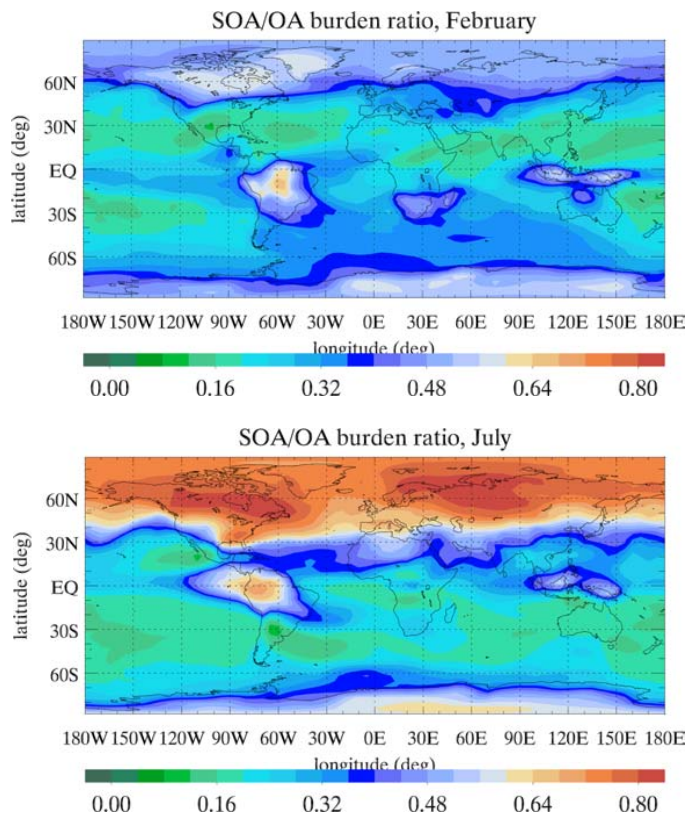


Fig. 7. The ratio of secondary to total organic aerosol at the surface (top) and the vertical profile of SOA/OA for the month of July (bottom; Kanakidou et al., 2005; Tsigaridis et al., 2005).

[Title Page](#)[Abstract](#)[Introduction](#)[Conclusions](#)[References](#)[Tables](#)[Figures](#)[◀](#)[▶](#)[◀](#)[▶](#)[Back](#)[Close](#)[Full Screen / Esc](#)[Print Version](#)[Interactive Discussion](#)

EGU