



HAL
open science

Oxygenated compounds in aged biomass burning plumes over the Eastern Mediterranean: evidence for strong secondary production of methanol and acetone

R. Holzinger, J. Williams, G. Salisbury, T. Klüpfel, M. de Reus, M. Traub, P. J. Crutzen, J. Lelieveld

► To cite this version:

R. Holzinger, J. Williams, G. Salisbury, T. Klüpfel, M. de Reus, et al.. Oxygenated compounds in aged biomass burning plumes over the Eastern Mediterranean: evidence for strong secondary production of methanol and acetone. *Atmospheric Chemistry and Physics Discussions*, 2004, 4 (5), pp.6321-6340. hal-00301453

HAL Id: hal-00301453

<https://hal.science/hal-00301453>

Submitted on 18 Jun 2008

HAL is a multi-disciplinary open access archive for the deposit and dissemination of scientific research documents, whether they are published or not. The documents may come from teaching and research institutions in France or abroad, or from public or private research centers.

L'archive ouverte pluridisciplinaire **HAL**, est destinée au dépôt et à la diffusion de documents scientifiques de niveau recherche, publiés ou non, émanant des établissements d'enseignement et de recherche français ou étrangers, des laboratoires publics ou privés.

**Oxygenated
compounds in aged
biomass burning
plumes**

R. Holzinger et al.

Oxygenated compounds in aged biomass burning plumes over the Eastern Mediterranean: evidence for strong secondary production of methanol and acetone

R. Holzinger^{1, *}, J. Williams¹, G. Salisbury¹, T. Klüpfel¹, M. de Reus¹, M. Traub¹, P. J. Crutzen¹, and J. Lelieveld¹

¹Max-Planck-Institut für Chemie, Postfach 3060, 55020 Mainz, Germany

* now at: University of California at Berkeley, Dept. Environm. Sci. Policy and Management, Berkeley, CA 94720, USA

Received: 5 August 2004 – Accepted: 13 August 2004 – Published: 7 October 2004

Correspondence to: R. Holzinger (holzinger@nature.berkeley.edu)

Title Page

Abstract

Introduction

Conclusions

References

Tables

Figures

⏪

⏩

◀

▶

Back

Close

Full Screen / Esc

Print Version

Interactive Discussion

Abstract

Airborne measurements of acetone, methanol, PAN, acetonitrile (by Proton Transfer Reaction Mass Spectrometry), and CO (by Tunable Diode Laser Absorption Spectroscopy) have been performed during the Mediterranean Intensive Oxidants Study (MINOS, August 2001). In the course of the campaign 10 biomass burning plumes, identified by strongly elevated acetonitrile mixing ratios, were found. The characteristic biomass burning signatures obtained from these plumes reveal secondary production of acetone and methanol, while CO photochemically declines in the plumes. Mean excess mixing ratios – normalized to CO – of 1.8%, 0.20%, 3.8%, and 0.65% for acetone, acetonitrile, methanol, and PAN, respectively, were found in the plumes. By scaling to an assumed global annual source of 663–807 Tg CO, biomass burning emissions of 25–31 and 29–35 Tg/yr for acetone and methanol are estimated, respectively. Our measurements suggest that the present biomass burning contributions of acetone and methanol are significantly underestimated due to the neglect of secondary formation. Median acetonitrile mixing ratios throughout the troposphere were around 150 pmol/mol; this is in accord with current biomass burning inventories and an atmospheric lifetime of ~6 months.

1. Introduction

Biomass burning is among the largest anthropogenic air pollution sources, and it impacts the atmosphere on a global scale. The amount of biofuel burned each year is estimated to be of order 8600 Tg (+/-50%, Andreae and Merlet, 2001). Along with the emission of large quantities of CO₂, CO, organic aerosols, and black carbon a myriad of other organic compounds are emitted at lower but nevertheless significant levels (Yokelson et al., 1999; Goode et al., 2000; Andreae and Merlet, 2001; Holzinger et al., 1999; Simoneit, 2002).

Trace gases like acetone, carbon monoxide, methanol, and peroxyacetyl-nitrate

Oxygenated compounds in aged biomass burning plumes

R. Holzinger et al.

Title Page

Abstract

Introduction

Conclusions

References

Tables

Figures

◀

▶

◀

▶

Back

Close

Full Screen / Esc

Print Version

Interactive Discussion

**Oxygenated
compounds in aged
biomass burning
plumes**

R. Holzinger et al.

Title Page

Abstract

Introduction

Conclusions

References

Tables

Figures

◀

▶

◀

▶

Back

Close

Full Screen / Esc

Print Version

Interactive Discussion

(PAN) play important roles in atmospheric chemistry, and all are directly emitted and/or produced in biomass burning plumes. Acetone is an important source of HO_x radicals (Singh et al., 1995) in the upper troposphere. Carbon monoxide together with methane controls the atmosphere's reactivity in remote areas. Methanol is one of the most significant organic compounds in the atmosphere, having an annual atmospheric carbon turnover that is exceeded only by methane and isoprene. The photochemical product PAN is stable to photolysis and HO oxidation in the free troposphere, but decomposes rapidly at temperatures above 15–20°C. In this way PAN and other organic-nitrates have the potential to sequester, transport and release nitrogen oxides (NO_x) at great distance from the source.

In this study we investigate aged biomass burning plumes observed over the Mediterranean Sea. Using acetonitrile as a marker for biomass burning we found higher levels of acetone and methanol than in young or experimental fire plumes. Our results suggest that biomass burning is a significant source of acetone, methanol and PAN.

2. Experimental

The Mediterranean Intensive Oxidant Study (MINOS) was conducted in August 2001. Fourteen measurement flights up to altitudes of 13 km were performed with a twin-jet Falcon aircraft operated by DLR (German Aerospace Centre), from Heraklion airport, Crete (35° N, 25° E); for details about MINOS visit <http://www.mpch-mainz.mpg.de/~reus/minos/>. Carbon monoxide was measured by Tunable Diode Laser Absorption Spectroscopy (TDLAS) with an accuracy of 1% and a precision of 1.5 nmol/mol (Wienhold et al., 1998). Acetone, acetonitrile, methanol and PAN were measured by Proton-Transfer-Reaction Mass Spectrometry (PTR-MS). Like most VOCs with proton affinities higher than water, acetone, acetonitrile and methanol are detected at their protonated masses 59, 42, and 33 amu, respectively (Lindinger et al., 1998). Protonated PAN, however, reacts with water to produce CH₃C(O)OOHH⁺ at mass 77 (Hansel and Wisthaler, 2000). The collision energies between ions and molecules in the PTR-MS

**Oxygenated
compounds in aged
biomass burning
plumes**R. Holzinger et al.

[Title Page](#)[Abstract](#)[Introduction](#)[Conclusions](#)[References](#)[Tables](#)[Figures](#)[⏪](#)[⏩](#)[◀](#)[▶](#)[Back](#)[Close](#)[Full Screen / Esc](#)[Print Version](#)[Interactive Discussion](#)

were minimised in order to prevent sensitivity loss due to the fragmentation of protonated PAN. Typical values for the ratio E/N were 90 Townsend (Td; 1 Td=10⁻¹⁷ Vcm²). Comparison with a second PTR-MS operated under standard conditions (120 Td) by the University of Utrecht showed good agreement between the two instruments (de Gouw et al., submitted, 2004¹). The instrument background signal was measured every few minutes by converting VOCs efficiently to CO₂ and water in a heated stainless steel tube (350°C) filled with a platinum catalyst. Based on atmospheric chemistry considerations (Williams et al., 2001) and from a GC-PTR-MS analysis of several Teflon bags filled in-flight (de Gouw et al., submitted, 2004¹) we are confident that at masses 33, 42 and 59 no significant contributions were detected (>10%) from molecules other than methanol, acetonitrile and acetone, respectively. Potential interference from other molecules at mass 77 (PAN) was assessed by applying an additional thermal converter every few minutes. The converter was operated at 120°C and thermally destroyed PAN at this temperature; other compounds were found to pass through the converter without losses. Using the PTR-MS technique trace gas concentrations can be calculated according to the relation [VOC·H⁺]≈[H₃O⁺][VOC] k_{VOC}t, where t is the reaction time and k_{VOC} is the reaction rate constant for the proton transfer from H₃O⁺ to compound VOC. Note that all parameters in this relation are known and no in-flight calibration was needed. However, to ensure that all relevant parameters, namely the reaction rate constants, reaction time and transmission of the mass spectrometer were accounted for correctly, we cross checked the applied calculations and corrections by measuring a gravimetrically prepared calibration gas standard (Apel-Riemer Environmental Inc.) with a certified accuracy better than 5% for methanol, acetone and acetonitrile. In the case of PAN it is difficult to calculate concentrations because more than one ion-molecule reaction is involved. In laboratory studies we investigated how the detection sensitivity of PAN is influenced by parameters such as humidity and pressure. The PTR-MS

¹de Gouw, J. A., Warneke, C., Holzinger, R., and Williams, J.: Inter-comparison Between Airborne Measurements of Methanol, Acetonitrile and Acetone Using Two Different Configured PTR-MS Instruments, Int. J. Mass., submitted, 2004.

**Oxygenated
compounds in aged
biomass burning
plumes**

R. Holzinger et al.

[Title Page](#)[Abstract](#)[Introduction](#)[Conclusions](#)[References](#)[Tables](#)[Figures](#)[⏪](#)[⏩](#)[◀](#)[▶](#)[Back](#)[Close](#)[Full Screen / Esc](#)[Print Version](#)[Interactive Discussion](#)

signal attributed to PAN was calibrated using a commercial GC-ECD (Meteo-Consult) which was calibrated using a synthesised PAN standard, the concentration of which was determined by measuring NO after the PAN was passed through an NO_y converter. The synthesis and calibration method is described in detail elsewhere (Williams et al., 2000). The overall accuracy for all compounds measured with PTR-MS is better than 20% (40% for PAN), with reservations regarding possible interference to the signal at m77 coming from molecules other than PAN.

The precision of the PTR-MS data is dependent on integration time, background signal and mixing ratio. Detection limits, determined as 3σ above background, for acetone, acetonitrile, methanol and PAN were 100, 20, 500, 50 pmol/mol respectively; and typical values for the precision at levels of 50, 500 and 2000 pmol/mol were as follows: 30, 10, 5% for acetonitrile; –, 25, 10% for acetone; –, 70, 20% for methanol; and 60, 20, 10% for PAN, respectively.

3. Results and discussion

3.1. Biomass burning plumes

In the course of the MINOS campaign we identified 10 biomass burning plumes at altitudes between 1 and over 11 km; the plumes were distributed over the eastern Mediterranean region (Fig. 1). From the 10 plumes, six (i.e. those below 2 km and east of 24° E) are likely to originate from agricultural burning, a great deal of which was occurring in Eastern Europe at the time of the MINOS campaign. According to a trajectory analysis the age of these plumes was about 2–3 days (Traub et al., 2003). It was not possible to identify the source region of the other plumes. Plumes were identified by significant peaks in the acetonitrile volume mixing ratio; i.e. the difference in concentration between peak and neighbouring points exceeded at least three times the standard deviation of the neighbouring points.

A case study of a biomass burning plume encountered towards the end of flight 10

**Oxygenated
compounds in aged
biomass burning
plumes**

R. Holzinger et al.

[Title Page](#)[Abstract](#)[Introduction](#)[Conclusions](#)[References](#)[Tables](#)[Figures](#)[⏪](#)[⏩](#)[◀](#)[▶](#)[Back](#)[Close](#)[Full Screen / Esc](#)[Print Version](#)[Interactive Discussion](#)

(19 August 2001; 08:15–11:10 UTC (=Local time –3 h)) is presented in Fig. 2. The left-hand chart depicts cruising altitude and acetonitrile volume mixing ratios. The biomass burning plume is highlighted with a grey circle; in this region a good correlation occurs between acetonitrile and acetone ($n=70$, $r^2=0.85$), CO ($n=54$, $r^2=0.69$), methanol ($n=70$, $r^2=0.69$), and PAN ($n=60$, $r^2=0.40$) (right-hand chart).

The time, position, and altitude of all biomass burning plumes is given in Table 1, together with acetonitrile mixing ratios and normalized excess mixing ratios (NEMR) of acetone, CO, methanol, and PAN. The NEMRs were calculated by subtracting the local background mixing ratios just outside the plume from in-plume values; these excess mixing ratios (EMR) were subsequently normalized by division by the EMR of acetonitrile. A mean NEMR was calculated for each compound by forming the geometric mean from all NEMRs of individual biomass burning events (Table 1). To avoid overestimation because of outliers we favoured the geometric mean.

In a young biomass burning plume the NEMR is equivalent to the emission ratio (ER), however, NEMRs obtained here may be different because the plumes were aged and organic species might have been produced or destroyed. In Table 2 NEMRs based on CO are shown together with emission ratios from previous laboratory and field studies. Emission ratios of ~ 1.2 mmol acetonitrile per mol CO have been consistently reported from several laboratory and field experiments. Significantly higher emission ratios have been reported from Indonesian fuels (Christian et al., 2003) of which the nitrogen content was higher than in fuels from other regions.

During the MINOS campaign we observed a mean NEMR of 2.0 mmol acetonitrile per mol CO which is $\sim 50\%$ higher than most reported values from other studies (Table 2). This may reflect a higher nitrogen content of the fuels causing the observed plumes. Another plausible explanation for this discrepancy is photochemical degradation of CO since the plumes encountered over the Eastern Mediterranean were considerably aged. On average 24 h mean concentrations of HO of 4.5×10^6 molecules/cm³ were measured at the Finokalia ground station in Crete during the MINOS campaign (Berresheim et al., 2003). If such high values are representative for the region, 24%

**Oxygenated
compounds in aged
biomass burning
plumes**

R. Holzinger et al.

[Title Page](#)[Abstract](#)[Introduction](#)[Conclusions](#)[References](#)[Tables](#)[Figures](#)[◀](#)[▶](#)[◀](#)[▶](#)[Back](#)[Close](#)[Full Screen / Esc](#)[Print Version](#)[Interactive Discussion](#)

of the CO in a biomass burning plume would be removed within the assumed travel time from the source region northeast of the Black sea (3 days), whereas mixing ratios of acetonitrile would not be reduced significantly on this timescale. The chemical CO loss is partly balanced by secondary CO production; however, the sum of compounds (based on Andreae and Merlet, 2001) that might form secondary CO is about an order of magnitude lower. If the NEMR is corrected for 24% chemical CO loss the obtained value of 1.5 mmol/mol is close to what is reported for fresh biomass burning emissions.

The NEMRs of methanol and acetone found during MINOS (Table 2) are significantly higher than what was found in previous studies; methanol is enhanced by a factor of 2–6, and acetone by a factor of 3–14. Photochemical degradation of CO can by no means explain these discrepancies, as the lifetimes of both acetone and methanol are shorter than that of CO. Therefore our results strongly indicate secondary production of methanol and acetone in biomass burning plumes and support recent measurements by Jost et al. (2003) who found fast chemical production of acetone in a fresh biomass burning plume over Namibia. Assuming an annual carbon monoxide emission of 663–807 Tg (Bergamaschi et al., 2000) our results suggest a global biomass burning source of 25–31 Tg and 29–35 Tg for acetone and methanol, respectively. Comparing these numbers with global budget estimates for acetone (95 Tg/yr, Jacob et al., 2002) and methanol (345 Tg/yr, Heikes et al., 2002) the biomass burning contribution may be ~25% and ~10%, respectively. Most recently, Singh et al. (2004) estimated annual biomass burning sources of 9 and 11 Tg/yr for acetone and methanol, respectively. Our results imply that oxidation processes in the plume are quite efficient, and that secondary production dominates over primary emission for both compounds; the mechanism for this oxidation, however, remains unclear.

Salisbury et al. (2003) compared acetone and methanol measurements made at the Finokalia station, Crete, August 2001, with the modelled concentrations of the MATCH-MPIC (Model of Atmospheric Chemistry and Transport, Lawrence et al., 2002). Although the modelled and measured acetone and methanol were well correlated, the model underestimated concentrations significantly. Part of this discrepancy can proba-

bly be resolved by initialising the model with higher production factors as is suggested by our measurements.

As far as we know, there are no studies assessing a production rate of PAN from biomass burning, although it has been reported as a secondary product in biomass burning plumes (Mauzerall et al., 1998; Talbot et al., 1999). Considering the thermal stability of this compound, however, we refrain from a global extrapolation for PAN production in biomass burning plumes (which would be of the order of 29–35 Tg/yr).

3.2. Acetonitrile mixing ratios

Mixing ratios and a statistical evaluation of acetonitrile are shown in Fig. 3. At the lowest two altitude levels significantly lower average than median mixing ratios were observed. From trajectory analysis (Traub et al., 2003) we can exclude that these air masses had been recently mixed with clean background air, so we conclude that the variability in the lowest 4 km of the troposphere was higher due to a stronger influence from biomass burning sources and uptake into the sea. Interestingly, the variability was also higher at altitudes above 11 km. Again based on trajectory analysis we attribute this to fresh pollution advected from the convective monsoon regions in South Asia, where biofuel use is common (Scheeren et al., 2003). Figure 4 shows acetonitrile mixing ratios in the marine boundary layer and average sea surface temperature (SST) in August 2001 (Smith et al., 2003). The lowest acetonitrile mixing ratios were measured during a flight to the west of Sardinia. A potential reason for this can be found ~200 km upwind, where acetonitrile was likely deposited into the sea over an extended zone of relatively cool, upwelling water. Similar observations were made by (Warneke and de Gouw, 2001) over the western Indian Ocean. From our data we do not see clear evidence for ocean uptake in other regions. Acetonitrile may still be taken up over the Eastern Mediterranean Ocean but the uptake may be masked by continuous advection of biomass burning emissions. However, if acetonitrile is not biochemically removed in the seawater, ocean uptake (or release) of acetonitrile would basically be a function of sea surface temperature. In this case the ocean would only acts as reservoir and ace-

**Oxygenated
compounds in aged
biomass burning
plumes**

R. Holzinger et al.

Title Page

Abstract

Introduction

Conclusions

References

Tables

Figures

◀

▶

◀

▶

Back

Close

Full Screen / Esc

Print Version

Interactive Discussion

**Oxygenated
compounds in aged
biomass burning
plumes**

R. Holzinger et al.

[Title Page](#)[Abstract](#)[Introduction](#)[Conclusions](#)[References](#)[Tables](#)[Figures](#)[⏪](#)[⏩](#)[◀](#)[▶](#)[Back](#)[Close](#)[Full Screen / Esc](#)[Print Version](#)[Interactive Discussion](#)

tonitrile could be emitted from warmed up seawater as has been recently suggested by Sanhueza et al. (2004) to explain high acetonitrile concentrations over a Venezuelan savanna. This is also supported by results from a ship cruise across the tropical Atlantic; most time water concentrations of acetonitrile were found to be in equilibrium with air concentrations (Williams et al., 2004).

Based on the trajectory analysis by Traub et al. (2003) we split the dataset into 4 sub-sets (North Atlantic, Western Europe, Eastern Europe, and South Asia) according to the source region of the air masses; typical acetonitrile mixing ratios are presented in Table 3. From this analysis we infer that average mixing ratios of 140–150 pmol/mol are prevalent throughout the troposphere. Singh et al. (2003) measured average acetonitrile mixing ratios of 149 pmol/mol at altitudes of 0–12 km over the Pacific Ocean (February–April, 2001 – just some months before MINOS); this is in excellent agreement with our results from the Eastern Mediterranean. Assuming an annual biomass burning source of 1.3 ± 0.65 Tg acetonitrile per year (Andreae and Merlet, 2001) and an average concentration of 150 pmol/mol a lifetime of $\sim 6 \pm 3$ months can be calculated; equal to the ratio obtained by dividing the tropospheric burden by the annual source. Considering a global mean HO concentration of 1.16×10^6 molecules cm^{-3} (Spivakovsky et al., 2000) and a reaction rate constant of 1.4×10^{-14} cm^3 molecules $^{-1}$ s $^{-1}$ (Atkinson et al., 1997 and T=266 K) the photochemical lifetime of acetonitrile is ~ 2 years. Therefore, dry deposition to land and/or sea surfaces likely is the dominant sink for acetonitrile.

4. Conclusions

In the course of the MINOS campaign 10 biomass burning plumes were identified over the eastern Mediterranean. The NEMRs of acetone and methanol obtained from these plumes were higher than those observed in controlled experimental fires, whereas a lower production factor was measured for CO. We infer secondary production of acetone and methanol in the biomass burning plumes, while CO is subject to net photo-

chemically removal in the plumes.

Acetonitrile mixing ratios have been measured over the Eastern Mediterranean at altitudes of 0–13 km. Given that current biomass burning inventories are correct, average concentrations are consistent with a lifetime of $\sim 6 \pm 3$ months. Therefore other sinks must dominate over photochemical degradation, most likely dry deposition over land and/or sea.

Acknowledgements. We gratefully acknowledge the support of the pilots and technicians of the DLR Falcon. We thank H. Fischer, B. Scheeren, and J. de Gouw for insightful comments on earlier manuscripts of this paper.

References

Andreae, M. O. and Merlet, P.: Emission of trace gases and aerosols from biomass burning, *Global Biogeochemical Cycles* 15(4), 955–966, 2001.

Atkinson, R., Baulch, D. L., Cox, R. A., Hampson, R. F., Kerr, J. A., Rossi, M. J., and Troe, J.: Evaluated kinetic and photochemical data for atmospheric chemistry: Supplement VI – IUPAC subcommittee on gas kinetic data evaluation for atmospheric chemistry, *J. Phys. Ch. R.*, 26(6), 1329–1499, 1997.

Bergamaschi, P., Hein, R., Brenninkmeijer, C. A. M., and Crutzen, P. J.: Inverse modeling of the global CO cycle, 2. Inversion of C-13/C-12 and O-18/O-16 isotope ratios, *J. Geo. Res.-A.*, 105(D2), 1929–1945, 2000.

Berresheim, H., Plass-Dulmer, C., Elste, T., Mihalopoulos, N., and Rohrer, F.: OH in the coastal boundary layer of Crete during MINOS: Measurements and relationship with ozone photolysis, *Atmos. Chem. Phys.*, 3, 639–649, 2003,
[SRef-ID: 1680-7324/acp/2003-3-639](https://doi.org/10.5194/acp/2003-3-639).

Christian, T. J., Kleiss, B., Yokelson, R. J., Holzinger, R., Crutzen, P. J., Hao, W. M., Saharjo, B. H., and Ward, D. E.: Comprehensive laboratory measurements of biomass-burning emissions, 1. Emissions from Indonesian, African, and other fuels, *J. Geo. Res.-A.*, 108(D23), 2003.

Goode, J. G., Yokelson, R. J., Ward, D. E., Susott, R. A., Babbitt, R. E., Davies, M. A., and Hao, W. M.: Measurements of excess O-3, CO₂, CO, CH₄, C₂H₄, C₂H₂, HCN, NO, NH₃,

**Oxygenated
compounds in aged
biomass burning
plumes**

R. Holzinger et al.

Title Page

Abstract

Introduction

Conclusions

References

Tables

Figures

◀

▶

◀

▶

Back

Close

Full Screen / Esc

Print Version

Interactive Discussion

HCOOH, CH₃COOH, HCHO, and CH₃OH in 1997 Alaskan biomass burning plumes by airborne fourier transform infrared spectroscopy (AFTIR), *J. Geo. Res.-A.*, 105(D17), 22 147–22 166, 2000.

Hansel, A. and Wisthaler, A.: A method for real-time detection of PAN, PPN and MPAN in ambient air, *Geophys. Res. Lett.*, 27(6), 895–898, 2000.

Heikes, B. G., Chang, W. N., Pilson, M. E. Q., Swift, E., Singh, H. B., Guenther, A., Jacob, D. J., Field, B. D., Fall, R., Riemer, D., and Brand, L.: Atmospheric methanol budget and ocean implication, *Global Biogeochemical Cycles*, 16(4), art. no. 1133, 2002.

Holzinger, R., Warneke, C., Hansel, A., Jordan, A., Lindinger, W., Scharffe, D. H., Schade, G., and Crutzen, P. J.: Biomass burning as a source of formaldehyde, acetaldehyde, methanol, acetone, acetonitrile, and hydrogen cyanide, *Geophys. Res. Lett.*, 26(8), 1161–1164, 1999.

Jacob, D. J., Field, B. D., Jin, E. M., Bey, I., Li, Q. B., Logan, J. A., Yantosca, R. M., and Singh, H. B.: Atmospheric budget of acetone, *J. Geo. Res.-A.*, 107(D10): art. no. 4100, 2002.

Jost, C., Trentmann, R., Sprung, D., Andreae, M. O., McQuaid, J. B., and Barjat, H.: Trace gas chemistry in a young biomass burning plume over Namibia: Observations and model simulations, *J. Geo. Res.-A.*, 108(D13), 2003.

Lawrence, M. G., Rasch, P. J., von Kuhlmann, R., Williams, J., Fischer, H., de Reus, M., Lelieveld, J., Crutzen, P. J., Schultz, M., Stier, P., Huntrieser, H., Heland, J., Stohl, A., Forster, C., Elbern, H., Jakobs, H., and Dickerson, R. R.: Global chemical weather forecasts for field campaign planning: predictions and observations of large-scale features during MINOS, CONTRACE, and INDOEX, *Atmos. Chem. Phys. Discuss.*, 2, 1545–1597, 2002,
[SRef-ID: 1680-7375/acpd/2002-2-1545](#).

Lindinger, W., Hansel, A., and Jordan, A.: On-line monitoring of volatile organic compounds at pptv levels by means of proton-transfer-reaction mass spectrometry (PTR-MS) – Medical applications, food control and environmental research, *Int. J. Mass.*, 173(3), 191–241, 1998.

Mauzerall, D. L., Logan, J. A., Jacob, D. J., Anderson, B. E., Blake, D. R., Bradshaw, J. D., Heikes, B., Sachse, G. W., Singh, H., and Talbot, B.: Photochemistry in biomass burning plumes and implications for tropospheric ozone over the tropical South Atlantic, *J. Geo. Res.-A.*, 103(D7), 8401–8423, 1998.

Salisbury, G., Williams, J., Holzinger, R., Gros, V., Mihalopoulos, N., Vrekoussis, M., Sarda-Esteve, R., Berresheim, H., von Kuhlmann, R., Lawrence, M., and Lelieveld, J.: Ground-based PTR-MS measurements of reactive organic compounds during the MINOS campaign in Crete, July–August 2001, *Atmos. Chem. Phys.*, 3, 925–940, 2003,

**Oxygenated
compounds in aged
biomass burning
plumes**

R. Holzinger et al.

Title Page

Abstract

Introduction

Conclusions

References

Tables

Figures

◀

▶

◀

▶

Back

Close

Full Screen / Esc

Print Version

Interactive Discussion

SRef-ID: 1680-7324/acp/2003-3-925.

Sanhueza, E., Holzinger, R., Kleiss, B., Donoso, L., and Crutzen, P. J.: New insights in the global cycle of acetonitrile: release from the ocean and dry deposition in the tropical savanna of Venezuela, *Atmos. Chem. Phys.*, 4, 275–280, 2004,

SRef-ID: 1680-7324/acp/2004-4-275.

Scheeren, H. A., Lelieveld, J., Roelofs, G. J., Williams, J., Fischer, H., de Reus, M., de Gouw, J. A., Warneke, C., Holzinger, R., Schlager, H., Klupfel, T., Bolder, M., van der Veen, C., and Lawrence, M.: The impact of monsoon outflow from India and Southeast Asia in the upper troposphere over the eastern Mediterranean, *Atmos. Chem. Phys.*, 3, 1589–1608, 2003,

SRef-ID: 1680-7324/acp/2003-3-1589.

Simoneit, B. R. T.: Biomass burning – A review of organic tracers for smoke from incomplete combustion, *Appl. Geochemistry*, 17(3), 129–162, 2002.

Singh, H., Salas, L., Herlth, D., Kolyer, R., Czech, E., Viezee, W., Li, Q. B., Jacob, D., Blake, D., Sachse, G., Harward, C. N., Fuelberg, H., Kiley, C. M., Zhao, Y. J., and Kondo, Y.: In-situ measurements of HCN and CH₃CN over the Oacific Ocean: Sources, Sinks, and budgets, *J. Geo. Res.-A.*, 108, D20, art.-no. 8795, 2003.

Singh, H. B., Kanakidou, M., Crutzen, P. J., and Jacob, D. J.: High-Concentrations and Photochemical Fate of Oxygenated Hydrocarbons in the Global Troposphere, *Nature*, 378(6552), 50–54, 1995.

Singh, H. B., Salas, L. J., Chatfield, R. B., Czech, E., Fried, A., Walega, J., Evans, M. J., Field, B. D., Jacob, D. J., Blake, D., Heikes, B., Talbot, R., Sachse, G., Crawford, J. H., Avery, M. A., Sandholm, S., and Fuelberg, H.: Analysis of the atmospheric distribution, sources, and sinks of oxygenated volatile organic chemicals based on measurements over the Pacific during TRACE-P, *J. Geo. Res.-A.*, 109, doi:10.1029/2003JD003883, 2004.

Smith, E., Vazquez, J., Tran, A., and Sumagaysay, R.: Satellite-Derived Sea Surface Temperature Data Available From the NOAA/NASA Pathfinder Program, http://www.agu.org/eos_elec/95274e.html, American Geophysical Union, 1996.

Spivakovsky, C. M., Logan, J. A., Montzka, S. A., Balkanski, Y. J., Foreman-Fowler, M., Jones, D. B. A., Horowitz, L. W., Fusco, A. C., Brenninkmeijer, C. A. M., Prather, M. J., Wofsy, S. C., and McElroy, M. B.: Three-dimensional climatological distribution of tropospheric OH: Update and evaluation, *J. Geo. Res.-A.*, 105(D7), 8931–8980, 2000.

Talbot, R. W., Dibb, J. E., Scheuer, E. M., Blake, D. R., Blake, N. J., Gregory, G. L., Sachse, G. W., Bradshaw, J. D., Sandholm, S. T., and Singh, H. B.: Influence of biomass combustion

Oxygenated
compounds in aged
biomass burning
plumes

R. Holzinger et al.

Title Page

Abstract

Introduction

Conclusions

References

Tables

Figures

◀

▶

◀

▶

Back

Close

Full Screen / Esc

Print Version

Interactive Discussion

**Oxygenated
compounds in aged
biomass burning
plumes**

R. Holzinger et al.

emissions on the distribution of acidic trace gases over the southern Pacific basin during austral springtime, *J. Geo. Res.-A.*, 104(D5), 5623–5634, 1999.

Traub, M., Fischer, H., de Reus, M., Kormann, R., Heland, J., Ziereis, H., Schlager, H., Holzinger, R., Williams, J., Warneke, C., de Gouw, J., and Lelieveld, J.: Chemical characteristics assigned to trajectory clusters during the MINOS campaign, *Atmos. Chem. Phys.*, 3, 459–468, 2003,
5 [SRef-ID: 1680-7324/acp/2003-3-459](#).

Warneke, C. and de Gouw, J. A.: Organic trace gas composition of the marine boundary layer over the northwest Indian Ocean in April 2000, *Atmos. Envir.*, 35(34), 5923–5933, 2001.

10 Wienhold, F. G., Fischer, H., Hoor, P., Wagner, V., Konigstedt, R., Harris, G. W., Anders, J., Grisar, R., Knothe, M., Riedel, W. J., Lubken, F. J., and Schilling, T.: TRISTAR – a tracer in situ TDLAS for atmospheric research, *Applied Physics B-Lasers and Optics*, 67(4), 411–417, 1998.

Williams, J., Pöschl, U., Crutzen, P. J., Hansel, A., Holzinger, R., Warneke, C., Lindinger, W., and Lelieveld, J.: An atmospheric chemistry interpretation of mass scans obtained from a proton transfer mass spectrometer flown over the tropical rainforest of Surinam, *J. Atmos. Chem.*, 38(2), 133–166, 2001.

Williams, J., Roberts, J. M., Bertman, S. B., Stroud, C. A., Fehsenfeld, F. C., Baumann, K., Buhr, M. P., Knapp, K., Murphy, P. C., Nowick, M., and Williams, E. J.: A method for the airborne measurement of PAN, PPN, and MPAN, *J. Geo. Res.-A.*, 105(D23), 28 943–28 960, 2000.

Williams, J., Holzinger, R., Gros, V., Xu, X., Atlas, E., and Wallace, D. W. R.: Measurements of organic species in air and seawater from the tropical Atlantic, *Geophys. Res. Lett.*, in press, 2004.

25 Yokelson, R. J., Goode, J. G., Ward, D. E., Susott, R. A., Babbitt, R. E., Wade, D. D., Bertschi, I., Griffith, D. W. T., and Hao, W. M.: Emissions of formaldehyde, acetic acid, methanol, and other trace gases from biomass fires in North Carolina measured by airborne Fourier transform infrared spectroscopy, *J. Geo. Res.-A.*, 104(D23), 30 109–30 125, 1999.

[Title Page](#)[Abstract](#)[Introduction](#)[Conclusions](#)[References](#)[Tables](#)[Figures](#)[◀](#)[▶](#)[◀](#)[▶](#)[Back](#)[Close](#)[Full Screen / Esc](#)[Print Version](#)[Interactive Discussion](#)

Oxygenated compounds in aged biomass burning plumes

R. Holzinger et al.

Table 1. Time, position and NEMRs of biomass burning plumes encountered during MINOS.

Time	Position	Alt ^a	acetonitrile ^b	Methanol ^c	acetone ^c	PAN ^c	CO ^c
14. Aug. 06:21	37.0N, 24.3E	1.9	250	26.4	2.1	-1.1	476
14. Aug. 12:55	37.3N, 26.2E	3.7	203	24.1	14.1	5.5	733
14. Aug. 13:14	37.4N, 26.1E	1.7	206	20.7	16.8	6.1	792
17. Aug. 14:15	35.4N, 26.1E	2.0	192	24.9	19.2	2.0	907
19. Aug. 10:46	35.3N, 25.9E	1.9	243	18.7	8.6	1.7	477
19. Aug. 15:44	36.4N, 20.7E	1.3	211	17.2	10.0	6.5	n.m.
19. Aug. 16:29	35.3N, 25.4E	1.8	237	12.4	4.6	0.8	556
22. Aug. 05:52	38.7N, 18.4E	9.9	180	13.7	8.7	3.2	160
22. Aug. 10:32	40.7N, 7.6E	4.6	155	14.1	9.2	5.8	381
24. Aug. 08:17	40.2N, 18.0E	11.1	214	24.5	12.6	3.4	467
geometric mean ^d				19.0	9.1	3.2	498

^a Altitude in km^b Average volume mixing ratio of acetonitrile in the plume in units of pmol/mol^c Normalized excess mixing ratio (NEMR) in units of mol/mol^d Geometric mean of individual NEMRs; negative values have been omitted

Title Page

Abstract

Introduction

Conclusions

References

Tables

Figures

◀

▶

◀

▶

Back

Close

Full Screen / Esc

Print Version

Interactive Discussion

Oxygenated compounds in aged biomass burning plumes

R. Holzinger et al.

Table 2. Emission ratios and NEMRs based on CO (mmolVOC/molCO).

	Fuel Type	methanol	acetonitrile	acetone	PAN
this study ¹	not identified	38	2.0	18	6.5
(Holzinger et al. 1999)	savanna grass	6.4	1.3	5.4	
(Christian et al. 2003)	African savanna fuels	15	1.2	1.3	
	Indonesian fuels	24	6.5	4.6	
(Andreae and Merlet 2001)	savanna and grassland	18	1.2	1.9–4.6	
	extratropical forest	16	1.2	2.3–2.7	
	agricultural residues	19	1.3	3.3	

¹ These values have been calculated from the mean NEMRs in Table 1.
E.g. $NEMR_{\text{methanol}} = 1000 \cdot 24.9 / 569 = 43.8$

[Title Page](#)
[Abstract](#)
[Introduction](#)
[Conclusions](#)
[References](#)
[Tables](#)
[Figures](#)
[◀](#)
[▶](#)
[◀](#)
[▶](#)
[Back](#)
[Close](#)
[Full Screen / Esc](#)
[Print Version](#)
[Interactive Discussion](#)

Oxygenated compounds in aged biomass burning plumes

R. Holzinger et al.

Table 3. Typical mixing ratios (pmol/mol) of acetonitrile in air from different source regions.

	All Data	North Atlantic ¹	Western Europe ¹	Eastern Europe ¹	South Asia ¹
percentiles:					
33%	140	138	123	168	135
50%	150	145	140	185	145
66%	163	153	158	200	155
Average	156	147	141	186	147

¹ Source regions according to Traub et al. (2003).

Title Page

Abstract

Introduction

Conclusions

References

Tables

Figures

◀

▶

◀

▶

Back

Close

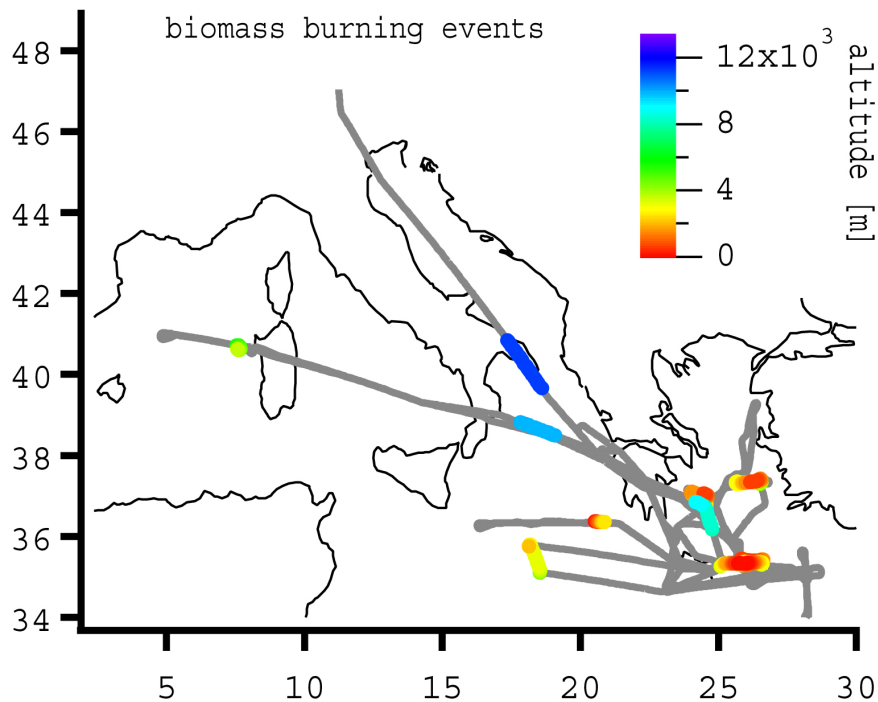
Full Screen / Esc

Print Version

Interactive Discussion

**Oxygenated
compounds in aged
biomass burning
plumes**

R. Holzinger et al.

**Fig. 1.** Flight tracks and location of biomass burning plumes.[Title Page](#)[Abstract](#)[Introduction](#)[Conclusions](#)[References](#)[Tables](#)[Figures](#)[◀](#)[▶](#)[◀](#)[▶](#)[Back](#)[Close](#)[Full Screen / Esc](#)[Print Version](#)[Interactive Discussion](#)

Oxygenated compounds in aged biomass burning plumes

R. Holzinger et al.

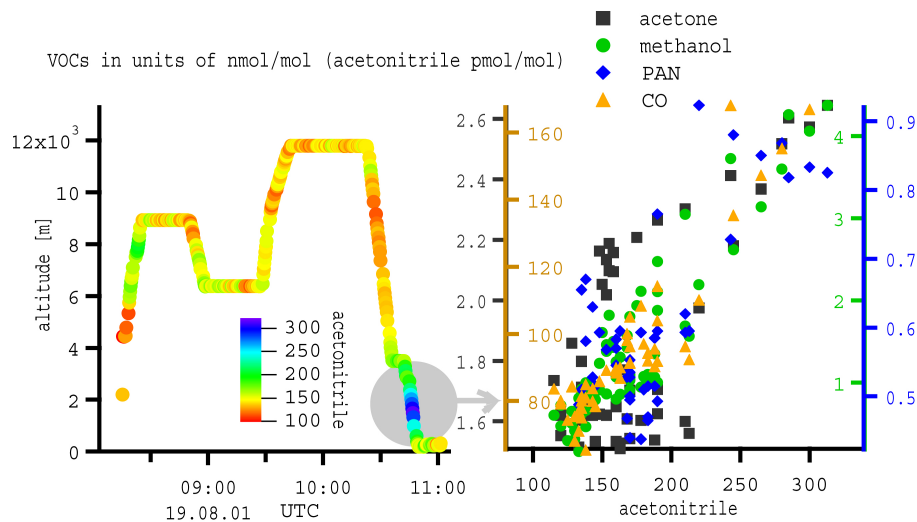


Fig. 2. An example biomass burning signature. Usually good correlation of acetonitrile with CO, acetone, methanol and PAN was observed in biomass burning plumes.

Title Page

Abstract

Introduction

Conclusions

References

Tables

Figures

⏪

⏩

◀

▶

Back

Close

Full Screen / Esc

Print Version

Interactive Discussion

**Oxygenated
compounds in aged
biomass burning
plumes**

R. Holzinger et al.

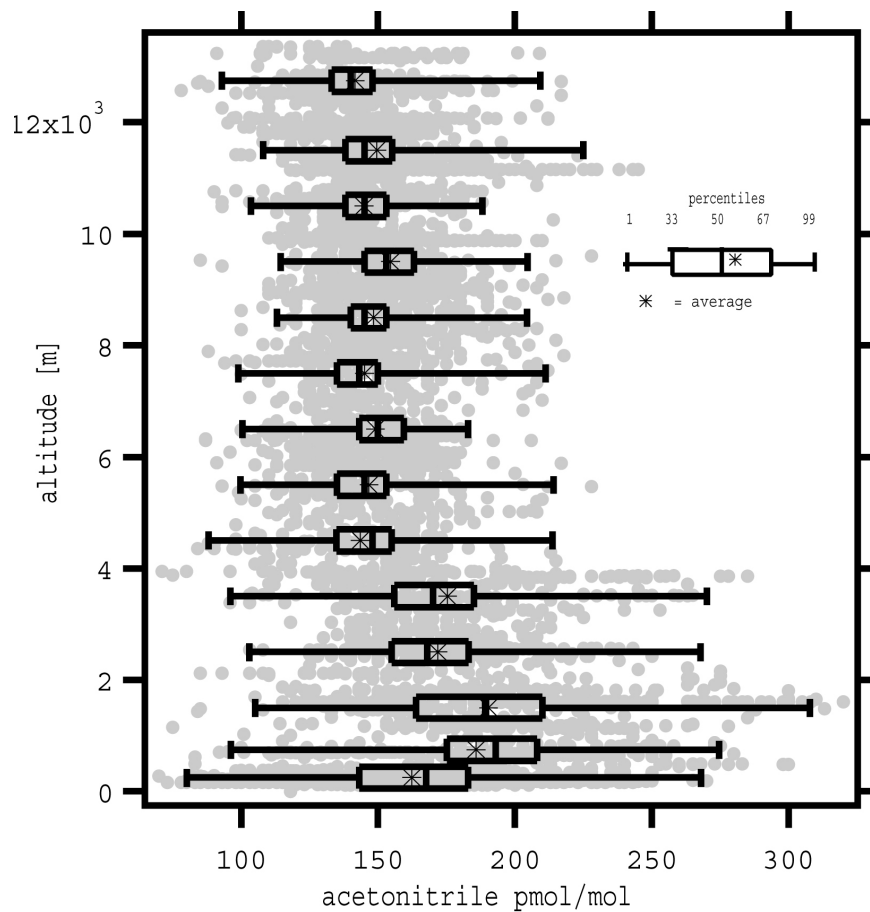


Fig. 3. Height profile of acetonitrile with a statistical evaluation of the data points at different altitudes.

[Title Page](#)[Abstract](#)[Introduction](#)[Conclusions](#)[References](#)[Tables](#)[Figures](#)[◀](#)[▶](#)[◀](#)[▶](#)[Back](#)[Close](#)[Full Screen / Esc](#)[Print Version](#)[Interactive Discussion](#)

**Oxygenated
compounds in aged
biomass burning
plumes**R. Holzinger et al.

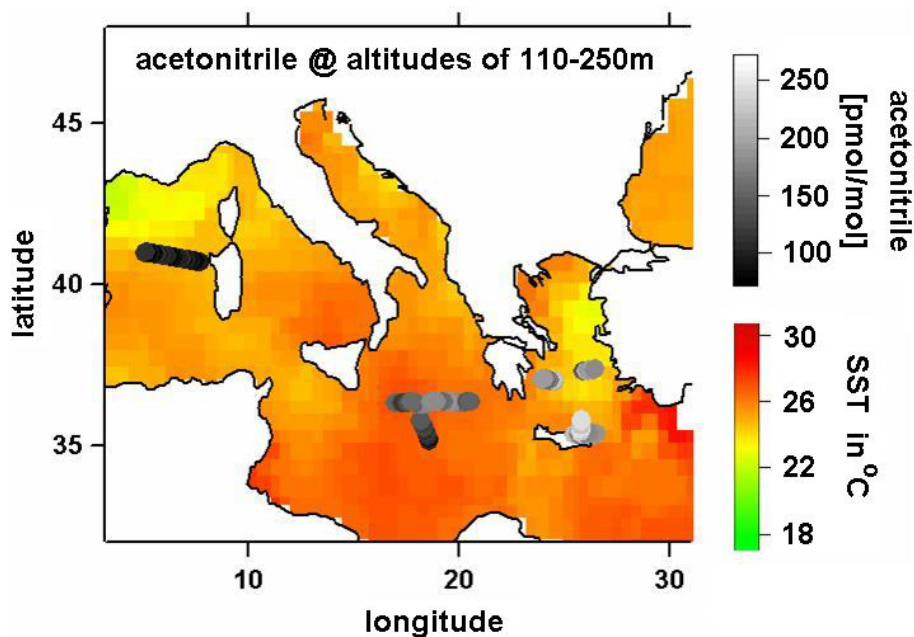


Fig. 4. Acetonitrile mixing ratios in the marine boundary layer, and the average sea surface temperature (SST) in August 2001 obtained from the NOAA/NASA Pathfinder Program (Smith et al., 2003).

[Title Page](#)[Abstract](#)[Introduction](#)[Conclusions](#)[References](#)[Tables](#)[Figures](#)[◀](#)[▶](#)[◀](#)[▶](#)[Back](#)[Close](#)[Full Screen / Esc](#)[Print Version](#)[Interactive Discussion](#)