



**HAL**  
open science

## Development of a detailed chemical mechanism (MCMv3.1) for the atmospheric oxidation of aromatic hydrocarbons

C. Bloss, V. Wagner, M. E. Jenkin, R. Volkamer, W. J. Bloss, J. D. Lee, D. E.  
Heard, K. Wirtz, M. Martin-Reviejo, G. Rea, et al.

► **To cite this version:**

C. Bloss, V. Wagner, M. E. Jenkin, R. Volkamer, W. J. Bloss, et al.. Development of a detailed chemical mechanism (MCMv3.1) for the atmospheric oxidation of aromatic hydrocarbons. *Atmospheric Chemistry and Physics Discussions*, 2004, 4 (5), pp.5733-5788. hal-00301437

**HAL Id: hal-00301437**

**<https://hal.science/hal-00301437v1>**

Submitted on 18 Jun 2008

**HAL** is a multi-disciplinary open access archive for the deposit and dissemination of scientific research documents, whether they are published or not. The documents may come from teaching and research institutions in France or abroad, or from public or private research centers.

L'archive ouverte pluridisciplinaire **HAL**, est destinée au dépôt et à la diffusion de documents scientifiques de niveau recherche, publiés ou non, émanant des établissements d'enseignement et de recherche français ou étrangers, des laboratoires publics ou privés.

# Development of a detailed chemical mechanism (MCMv3.1) for the atmospheric oxidation of aromatic hydrocarbons

**C. Bloss<sup>1</sup>, V. Wagner<sup>1</sup>, M. E. Jenkin<sup>2</sup>, R. Volkamer<sup>3,\*</sup>, W. J. Bloss<sup>1</sup>, J. D. Lee<sup>1,\*\*</sup>, D. E. Heard<sup>1</sup>, K. Wirtz<sup>4</sup>, M. Martin-Reviejo<sup>4</sup>, G. Rea<sup>5</sup>, J. C. Wenger<sup>5</sup>, and M. J. Pilling<sup>1</sup>**

<sup>1</sup>School of Chemistry, University of Leeds, Leeds LS2 9JT, UK

<sup>2</sup>Imperial College London, Silwood Park, Ascot, Berkshire SL5 7PY, UK

<sup>3</sup>Institut für Umweltphysik, University of Heidelberg, INF 229, 69120 Heidelberg, Germany

<sup>4</sup>Centro de Estudios Ambientales del Mediterraneo, C. Charles R. Darwin 14, 46980 Paterna, Spain

<sup>5</sup>Department of Chemistry, National University of Ireland, University College Cork, Cork, Ireland

\* now at: Department of Earth, Atmospheric, and Planetary Sciences, Massachusetts Institute of Technology, 77 Massachusetts Ave., Cambridge, MA 02139-4307, USA

\*\* now at: Department of Chemistry, University of York, York, YO10 5DD, UK

Received: 27 July 2004 – Accepted: 13 September 2004 – Published: 24 September 2004

Correspondence to: C. Bloss (c.bloss@chemistry.leeds.ac.uk)

**Development of a  
detailed chemical  
mechanism  
(MCMv3.1)**

C. Bloss et al.

Title Page

Abstract

Introduction

Conclusions

References

Tables

Figures

⏪

⏩

◀

▶

Back

Close

Full Screen / Esc

Print Version

Interactive Discussion

## Abstract

The Master Chemical Mechanism has been updated from MCMv3 to MCMv3.1 in order to take into account recent improvements in the understanding of aromatic photo-oxidation. Newly available kinetic and product data from the literature has been incorporated into the mechanism. In particular, the degradation mechanisms for hydroxarenes have been revised following the observation of high yields of ring-retained products, and product studies of aromatic oxidation under relatively low  $\text{NO}_x$  conditions have provided new information on the branching ratios to first generation products. Experiments have been carried out at the European Photoreactor (EUPHORE) to investigate key subsets of the toluene system. These results have been used to test our understanding of toluene oxidation, and where possible, refine the degradation mechanisms. The evaluation of MCMv3 and MCMv3.1 using data on benzene, toluene, *p*-xylene and 1,3,5-trimethylbenzene photosmog systems is described in a companion paper, and significant model shortcomings are identified. Ideas for additional modifications to the mechanisms, and for future experiments to further our knowledge of the details of aromatic photo-oxidation are discussed.

## 1. Introduction

The photo-oxidation of volatile organic compounds (VOC) in the presence of nitrogen oxides ( $\text{NO}_x$ ) leads to the formation of photochemical smog, and aromatic hydrocarbons have been found to contribute significantly to the production of ozone on a regional scale. In particular, toluene, which has high emissions and a comparatively high photochemical ozone creation potential, was identified as the VOC leading to the most ozone formation along an idealised trajectory, characteristic of a photochemical pollution episode in northwest Europe (Derwent et al., 1996).

Air quality models make use of detailed photochemical mechanisms to assess the importance of the emission of air pollutants on the formation of ozone. The Master

### Development of a detailed chemical mechanism (MCMv3.1)

C. Bloss et al.

Title Page

Abstract

Introduction

Conclusions

References

Tables

Figures

⏪

⏩

◀

▶

Back

Close

Full Screen / Esc

Print Version

Interactive Discussion

Chemical Mechanism (MCM) is one such mechanism, and consists of a near-explicit representation of the degradation of a large number of emitted VOC, including aromatic compounds. It is constructed using kinetic and product data for elementary reactions involved in VOC oxidation (Jenkin et al., 1997, 2003; Saunders et al., 2003), and describes the formation of ozone and other secondary pollutants resulting from that oxidation. A good understanding of the oxidation mechanisms of aromatics in the atmosphere is necessary for reliable assessment of the impact of their emissions on air quality.

Until recently, knowledge of the detailed chemistry of aromatic photo-oxidation was fairly limited and early versions of MCM used highly simplified schemes to represent these degradations. As a result of the importance of aromatic compounds to regional air quality, experimental research in this field has been particularly active in recent years (e.g. Calvert et al., 2002 and references therein). The available information was used to construct detailed degradation mechanisms for 18 aromatic compounds in MCMv3 (Jenkin et al., 2003). However, Calvert et al. (2002) highlighted several uncertain aspects remaining in the understanding of aromatic oxidation chemistry, including: 1) product yields for reaction of OH with aromatic compounds, 2) mechanisms and products of the reactions of unsaturated dicarbonyls with atmospheric oxidising species, 3) gas phase photochemistry of ring-fragmentation products. Since that writing, further work has been carried out to address these issues. In particular a research project, EXACT, (Effects of the Oxidation of Aromatic Compounds in the Troposphere), was set up with the aim of improving and evaluating detailed chemical mechanisms for aromatic oxidation. Within that project, two experimental campaigns were carried out at EUPHORE (European Photoreactor); a comprehensive dataset on aromatic photo-smog systems was obtained, and experiments were performed to test specific mechanistic details and provide a resource for further mechanism development. As toluene has high emissions and is the most intensively studied aromatic to date, it was chosen as the focus of the mechanism development work. Results on this system can be transferred to other aromatic hydrocarbons as the chemical mechanisms are expected

---

**Development of a detailed chemical mechanism (MCMv3.1)**C. Bloss et al.

---

[Title Page](#)[Abstract](#)[Introduction](#)[Conclusions](#)[References](#)[Tables](#)[Figures](#)[◀](#)[▶](#)[◀](#)[▶](#)[Back](#)[Close](#)[Full Screen / Esc](#)[Print Version](#)[Interactive Discussion](#)

to be similar.

The oxidation pathways of toluene implemented in MCMv3 are shown in the upper panel of Fig. 1. H-abstraction from the methyl group leads to the formation of benzaldehyde as a first generation reaction product while the other channels involve sequential addition of OH and O<sub>2</sub> to the aromatic ring. The well-established hydroxyarene product, *o*-cresol (2-methyl-phenol), is formed by elimination of HO<sub>2</sub>, and the OH initiated oxidation of cresol yields mainly the ring-opened products, glyoxal and 4-oxo-pent-2-enoic acid. *p*-Methyl-benzoquinone has been observed as a product of toluene oxidation and in MCMv3 is a second generation product in the minor 1,4-addition route. The remaining pathways in MCMv3 stem from the chemistry of the methyl substituted 1,2-hydroxycyclohexadienyl peroxy radical. The furanones and  $\gamma$ -dicarbonyl compounds are proposed co-products of glyoxal and methylglyoxal formed as primary products from the decomposition of a peroxide-bicyclic radical. Epoxy-type products have also been proposed as aromatic oxidation products (Bartolotti and Edney 1995), and support for their formation has been provided by product studies (Kwok et al., 1997; Yu and Jeffries, 1997). However, positive confirmation and quantification of these products has not yet been achieved. The epoxy route proceeds by formation and subsequent decomposition of a cyclic epoxy-oxy radical, and is included in MCMv3 to represent the balance of the chemistry not accounted for by other routes (Jenkin et al., 2003).

In this paper we discuss the mechanism development process which has led to an update of the aromatic mechanisms to the version MCMv3.1, and give details of the changes relative to the MCMv3 aromatic protocol (Jenkin et al., 2003). Newly available kinetic and product data from the literature has been taken into account, including results from laboratory experiments carried out as part of the EXACT project. Key subsets of the toluene system were investigated with chamber experiments and, where appropriate, the results have been used to refine the mechanisms. The lower panel of Fig. 1 shows the pathways implemented in the MCMv3.1 toluene mechanism. As discussed in detail in Sect. 2.1, the channel branching ratios have been changed, and the 1,4-addition route is no longer included as *p*-methyl-benzoquinone is produced

**Development of a  
detailed chemical  
mechanism  
(MCMv3.1)**

C. Bloss et al.

Title Page

Abstract

Introduction

Conclusions

References

Tables

Figures

◀

▶

◀

▶

Back

Close

Full Screen / Esc

Print Version

Interactive Discussion

as a second generation product in the phenolic route. The oxidation mechanism of cresol has been updated and the major product of the OH reaction is the ring-retaining compound, methyl-catechol (3-methyl-benzene-1,2-diol).

In a companion paper (Bloss et al., 2004) the performance of benzene, toluene, *p*-xylene and 1,3,5-trimethylbenzene MCMv3.1 mechanisms is evaluated using the dataset on aromatic photosmog systems, and compared to the performance of MCMv3 mechanisms. Significant discrepancies are identified in the model-measurement comparisons, and in this paper we discuss ideas for further modifications to the mechanisms to account for these shortcomings.

## 2. Mechanism development using literature data

The aromatic mechanisms, MCMv3.1, are updated versions of those included in MCMv3. The mechanism development protocol for aromatic oxidation in MCMv3 is available in the literature (Jenkin et al., 2003), and is broadly applicable to MCMv3.1. The areas where changes to the mechanism have been made based on kinetic and product data from the literature are described below. These changes apply to those compounds where OH attack is mainly on the aromatic ring, i.e. where substituents are saturated alkyl groups. The mechanisms for styrene and benzaldehyde, where OH attack is assumed to be solely on the substituent group, have not been changed.

### 2.1. Branching ratios of routes to first generation products

The branching ratios of OH initiated oxidation routes to first generation products are shown in Table 1. The previously implemented 1,4-addition route has been removed because, as described in Sect. 2.4, the appropriate *p*-benzoquinone intermediate is produced in the oxidation of the hydroxyarene (Olariu et al., 2002).

## Development of a detailed chemical mechanism (MCMv3.1)

C. Bloss et al.

Title Page

Abstract

Introduction

Conclusions

References

Tables

Figures

⏪

⏩

◀

▶

Back

Close

Full Screen / Esc

Print Version

Interactive Discussion

### 2.1.1. Benzene, toluene, *p*-xylene, *p*-ethyltoluene and other monoalkyl substituted aromatics

For benzene, toluene and *p*-xylene, branching ratios have been changed to reflect the currently available information as described below. The toluene data are also used to define the branching ratios for the other monoalkyl-substituted aromatics, and *p*-ethyltoluene is assumed to have the same branching ratios as *p*-xylene. The following changes have been made from MCMv3:

(1) H-abstraction. The benzaldehyde yield in the toluene system is slightly lower than implemented in MCMv3 to better represent the more recent data at NO<sub>x</sub> levels appropriate to polluted atmospheric conditions (Calvert et al., 2002 and references therein).

(2) Phenolic route. For benzene the phenol yield reported by Volkamer et al. (2002) is used, which is more than twice the value used in MCMv3. Volkamer et al. (2002) found this high phenol yield to be constant for NO<sub>x</sub> levels of up to around 100 ppb, i.e. appropriate levels for atmospheric conditions, but saw a decreasing yield at higher NO<sub>x</sub>.

For both toluene and *p*-xylene the branching ratio of the phenolic route is decreased from that used in MCMv3. The yields of hydroxyarenes in these systems have been found to increase with increasing NO<sub>x</sub> (Atkinson and Aschmann, 1994) and the yields used in MCMv3.1 are those measured at NO<sub>x</sub> levels most appropriate for atmospheric conditions (Volkamer, 2001).

(3) Peroxide-bicyclic route. The peroxide-bicyclic route is used to describe the formation of  $\alpha$ -dicarbonyl products and assumed co-products,  $\alpha, \beta$  unsaturated- $\gamma$ -dicarbonyls and furanones. As discussed in the MCMv3 protocol (Jenkin et al., 2003) a representative alkoxy radical is used in the mechanisms and assigned several decomposition channels to account for all possible combinations of  $\alpha$ -dicarbonyl and co-products. In most cases the relative yields assigned to these channels is as MCMv3 but for monoalkyl-substituted aromatics the ratio of HC(O)CHO:RC(O)CHO is changed

## Development of a detailed chemical mechanism (MCMv3.1)

C. Bloss et al.

Title Page

Abstract

Introduction

Conclusions

References

Tables

Figures

◀

▶

◀

▶

Back

Close

Full Screen / Esc

Print Version

Interactive Discussion

---

**Development of a  
detailed chemical  
mechanism  
(MCMv3.1)**C. Bloss et al.

---

from 1:1 to 3:2 to reflect the ratio of product yields measured under NO<sub>x</sub> conditions approaching those that occur in the atmosphere (Smith et al., 1998).

In the case of benzene, glyoxal is the only possible  $\alpha$ -dicarbonyl and the reported primary product yield of glyoxal (Volkamer et al., 2001) is used for the peroxide-bicyclic route. Volkamer et al. (2001) also measured the primary product yields of glyoxal from toluene and *p*-xylene and these are used to define the peroxide-bicyclic branching ratios for these compounds, taking into account the relative  $\alpha$ -dicarbonyl yields discussed above.

(4) Epoxy-oxy route. The epoxy-oxy route is assigned as the balance of the reaction flux, as in MCMv3, giving branching ratios shown in Table 1.

### 2.1.2. Other aromatics

No new product information is available for *o*-xylene, *m*-xylene, *o*-ethyltoluene, *m*-ethyltoluene, 1,2,3-trimethylbenzene, 1,2,4-trimethylbenzene, 1,3,5-trimethylbenzene, 1-ethyl-3,5-dimethylbenzene, and 1,3-diethyl-5-methylbenzene. The branching ratios for H-abstraction, phenolic and peroxide-bicyclic routes are consequently unchanged from MCMv3. The epoxy-oxy route is assigned as the balance of flux with the 1,4-addition route omitted.

### 2.2. Degradation of $\alpha$ , $\beta$ unsaturated- $\gamma$ -dicarbonyls

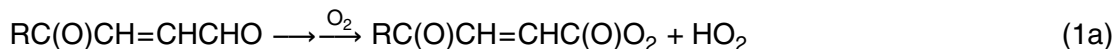
As discussed further below in Sect. 4.1.2, Thuener et al. (2003a) have studied the rapid photolysis of butenedial and 4-oxo-2-pentenal in the chamber at EUPHORE. They found photolysis rates of  $0.14 \times J_{\text{NO}_2}$ , and  $0.2 \times J_{\text{NO}_2}$  for butenedial and 4-oxo-2-pentenal, respectively, and these values are used in the MCMv3.1 mechanism. A generic rate of  $0.2 \times J_{\text{NO}_2}$  is used for all other  $\alpha$ ,  $\beta$  unsaturated- $\gamma$ -dicarbonyls containing an aldehyde group.

The cyclic furanone compounds were found to be major products of  $\alpha$ ,  $\beta$  unsaturated- $\gamma$ -dicarbonyl photolysis while  $\alpha$ -dicarbonyl products were observed only

[Title Page](#)[Abstract](#)[Introduction](#)[Conclusions](#)[References](#)[Tables](#)[Figures](#)[◀](#)[▶](#)[◀](#)[▶](#)[Back](#)[Close](#)[Full Screen / Esc](#)[Print Version](#)[Interactive Discussion](#)



in very low yield. Therefore the following product channels are used:



where  $k_{(1a)}/k_{(1b)}=3/2$ . The chemistry of one such acyl peroxy radical,  $\text{HC(O)CH=CHC(O)O}_2$ , in the absence of  $\text{NO}_x$  is illustrated in Fig. 2 and analogous schemes can be drawn for all  $\text{RC(O)CH=CHC(O)O}_2$ . With  $\text{NO}_x$  present reactions of these acyl peroxy radicals with  $\text{NO}$  and  $\text{NO}_2$  become important and are implemented according to the non-aromatic MCM protocol (Jenkin et al., 1997; Saunders et al., 2003).

The MCMv3 and MCMv3.1 have been compared to chamber experiments both with and without  $\text{NO}_x$ , and these results are discussed in detail in Sect. 4.1. Significant discrepancies between modelled and measured concentrations were observed in all cases and it is clear that our understanding of this chemistry remains poor. Thuener et al. (2003a) propose a different photolysis mechanism for the  $\gamma$ -dicarbonyls in  $\text{NO}_x$  free conditions involving a ketene intermediate but the major end products are similar, i.e. the appropriate cyclic furanone and maleic anhydride. Adopting this mechanism in MCM would not resolve the difficulties of simulating the chamber data and would increase complexity by introducing additional short-lived compounds into the mechanism.

For  $\alpha, \beta$  unsaturated- $\gamma$ -diketones the photolysis products remain unchanged from MCMv3 as product channels (1a) and (1b) involve an aldehydic H and are not available to the diketones. However the photolysis rates for these compounds were changed to  $0.0057 \times J_{\text{NO}_2}$  in accordance with the measurements of Graedler and Barnes (1997).

Recent work by Bethel et al. (2001) has identified  $\text{CH}_3\text{C(O)CH(OH)CHO}$  as a major product in the OH initiated oxidation of 3-hexene-2,5-dione and two decomposition

**Development of a  
detailed chemical  
mechanism  
(MCMv3.1)**

C. Bloss et al.

Title Page

Abstract

Introduction

Conclusions

References

Tables

Figures

◀

▶

◀

▶

Back

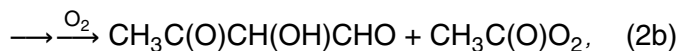

Close

Full Screen / Esc

Print Version

Interactive Discussion

pathways are assigned to the alkoxy radical:



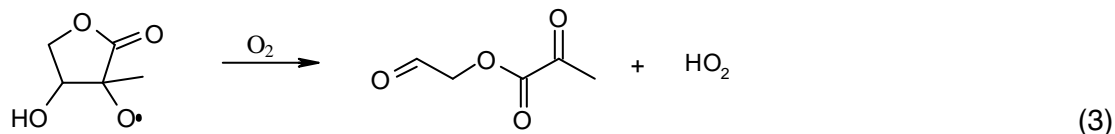
where  $k_{(2a)}/k_{(2b)}=3/7$ .

5 Analogous reactions are implemented for other  $\alpha, \beta$  unsaturated- $\gamma$ -diketones.

### 2.3. Degradation of furanones

Following the observation that secondary yields of glyoxal in aromatic systems are negligible compared to the primary yields (Volkamer et al., 2001) changes were made to the MCM aromatic mechanisms to reduce the amount of glyoxal and other  $\alpha$ -dicarbonyl compounds formed as second generation products. A major secondary source of glyoxal in MCMv3 aromatic mechanisms was the degradation of furanone compounds.

10 Measured or estimated rate coefficients for OH and  $\text{NO}_3$  reactions were used in the standard way (Jenkin et al., 1997; Saunders et al., 2003) with addition to the double bond assumed to be the only important pathway. The difference to MCMv3 is in the assumed decomposition of the resultant alkoxy radicals; in MCMv3.1 the  $\text{C}(\text{O}\bullet)\text{-C}(\text{OH})$  or  $\text{C}(\text{O}\bullet)\text{-C}(\text{NO}_3)$  breaks and the product is a compound with an ester linkage, e.g.:



The further degradation of this product follows the non-aromatic MCM protocol and in most cases  $\alpha$ -dicarbonyl compounds are not major products of this chemistry.

20 The  $\text{O}_3$  initiated degradation of furanones is included with updated rate coefficients and products. The reaction of 2(5H)-furanone with  $\text{O}_3$  has been studied by Grosjean

Title Page

Abstract

Introduction

Conclusions

References

Tables

Figures

⏪

⏩

◀

▶

Back

Close

Full Screen / Esc

Print Version

Interactive Discussion

---

**Development of a  
detailed chemical  
mechanism  
(MCMv3.1)**C. Bloss et al.

---

and Grosjean (1999) and the measured rate coefficient,  $2.2 \times 10^{-19} \text{ cm}^3 \text{ molecule}^{-1} \text{ s}^{-1}$  is used in MCMv3.1. The alkyl-substituted furanones with structures (-CH=CR-) and (-CR=CR-) are assigned generic rate coefficients of  $8 \times 10^{-19} \text{ cm}^3 \text{ molecule}^{-1} \text{ s}^{-1}$  and  $1.4 \times 10^{-18} \text{ cm}^3 \text{ molecule}^{-1} \text{ s}^{-1}$ , respectively, to reflect the greater rate expected with greater substitution of the double bond. In most cases the excited Criegee biradical formed in the ozonolysis reaction is assumed to solely decompose to generate OH radicals. For 2(5H)-furanone and angelica-lactone the stabilisation pathway is also included with a stabilisation to decomposition ratio of 1:1.

In addition the representation of angelica-lactone has been changed to  $\alpha$ -angelicalactone from  $\beta$ -angelicalactone as the  $\alpha$  form is that seen experimentally (Smith et al., 1998).

#### 2.4. Degradation of hydroxyarenes

The chemistry of the hydroxyarenes was updated following new product studies indicating far higher yields of ring-retaining products in these systems than previously assumed (Olariu, 2001; Olariu et al., 2002). Further studies have also been carried out on the reaction kinetics of these products (Olariu et al., 2000; Rea et al., 2001) and all the available information was used to update the mechanisms in MCMv3.1. The photo-oxidation chemistry of *o*-cresol was investigated in EUPHORE, and as discussed below in Sect. 4.2 the results of this experiment were used to refine the toluene mechanism, and by analogy other aromatic mechanisms.

However, in the case of 1,3,5-alkyl benzenes, the arrangement of the alkyl substituents precludes the formation of 1,2-dihydroxyarenes and *p*-benzoquinone products analogous to those observed in other aromatic systems. Therefore the degradation mechanisms for hydroxyarenes formed by oxidation of 1,3,5-alkyl benzenes are unchanged from MCMv3. As shown in Table 1, the phenolic yield for these aromatics is very low and this channel does not have a large influence on the chemistry as a whole.

[Title Page](#)[Abstract](#)[Introduction](#)[Conclusions](#)[References](#)[Tables](#)[Figures](#)[◀](#)[▶](#)[◀](#)[▶](#)[Back](#)[Close](#)[Full Screen / Esc](#)[Print Version](#)[Interactive Discussion](#)

### 2.4.1. Branching ratios for OH initiated degradation

Three initial channels are implemented for OH reaction with hydroxyarenes:

1. Formation of a 1,2-dihydroxyarene product and HO<sub>2</sub> probably by sequential 1,2 addition of OH and O<sub>2</sub> to the aromatic ring followed by isomerisation and decomposition.
2. Formation of a phenoxy-type radical, which is assumed to react with NO<sub>2</sub> to generate a hydroxy-nitroarene.
3. Formation of a bicyclic peroxy radical similar to that described above for the parent aromatic. The fate of the alkoxy radical is split between two pathways; a ring-opening channel forming an  $\alpha$ -dicarbonyl and corresponding hydroxy-substituted  $\alpha$ ,  $\beta$ -unsaturated- $\gamma$ -dicarbonyl, and a rearrangement to a *p*-benzoquinone product.

The yields of each channel in each aromatic degradation mechanism are shown in Table 2. As discussed above, for the 1,3,5-alkyl substituted aromatic hydrocarbons these are unchanged from MCMv3.

As described in the aromatic MCMv3 protocol (Jenkin et al., 2003), a single representative hydroxyarene product is generated from each parent aromatic hydrocarbon. The subsequent chemistry of this product is constructed to take into account the reactions of all possible isomers. For example in the toluene mechanism *o*-cresol is used to represent the three possible isomers. Product studies have been carried out for all three isomers (Olariu et al., 2002) and weighted averages of the channel yields of cresol oxidation are assigned to *o*-cresol in the MCMv3.1 mechanism based on the relative yields of *o*-cresol, *m*-cresol and *p*-cresol from toluene oxidation (Calvert et al., 2002 and references therein).

Product yields of 1,2-dihydroxyarenes and hydroxy-nitroarenes are available for phenol and the cresol isomers (Olariu et al., 2002). In general the values for cresol are also

**Development of a detailed chemical mechanism (MCMv3.1)**

C. Bloss et al.

Title Page

Abstract

Introduction

Conclusions

References

Tables

Figures

⏪

⏩

◀

▶

Back

Close

Full Screen / Esc

Print Version

Interactive Discussion

---

**Development of a  
detailed chemical  
mechanism  
(MCMv3.1)**C. Bloss et al.

---

used for the other alkyl-substituted hydroxyarenes. However, in some cases it is not possible to form a 1,2-dihydroxyarene from one or more of the possible hydroxyarene isomers and the 1,2-dihydroxyarene yield is reduced taking into account the relative yields of each isomer from the parent aromatic oxidation.

5 Benzoquinone yields are available for phenol, all cresol isomers, 2,3-dimethylphenol and 2,6-dimethylphenol, (Rea et al., 2001; Olariu et al., 2002), and these define the yields used in the benzene, toluene, *m*-xylene and *o*-xylene systems. The other mono- and di-substituted aromatic hydrocarbon systems have yields assigned by analogy. Among the considered trimethylbenzenes only the 1,2,4-isomer can form p-  
10 benzoquinone via two of its three hydroxyarenes (which account for 77% of the total hydroxyarenes here). A 20% yield was assumed to derive a p-benzoquinone yield from 1,2,4-trimethylbenzene of 15%.

In all cases the balance of the reaction is assumed to give ring-opened products, i.e.  $\alpha$ -dicarbonyls and the corresponding hydroxy-substituted  $\alpha$ ,  $\beta$ -unsaturated-  
15  $\gamma$ -dicarbonyls.

#### 2.4.2. Branching ratios for $\text{NO}_3$ initiated degradation

Three initial channels are implemented for  $\text{NO}_3$  reaction with hydroxyarenes to account for the observed products:

- 20 1. Formation of a phenoxy-type radical and  $\text{HNO}_3$ . The phenoxy radical is as channel 2 of the OH initiated chemistry, and assumed to react with  $\text{NO}_2$  to generate a hydroxy-nitroarene.
2. Formation of  $\text{HNO}_3$  and the bicyclic peroxy radical described above for channel 3 of the OH initiated chemistry. The products of this channel are then  $\alpha$ -dicarbonyls and corresponding hydroxy-substituted  $\alpha$ ,  $\beta$ -unsaturated- $\gamma$ -dicarbonyls, and p-  
25 benzoquinones.
3. Addition of  $\text{NO}_3$  to the ring and formation of a nitro-oxy-substituted bicyclic peroxy

Title Page

Abstract

Introduction

Conclusions

References

Tables

Figures

◀

▶

◀

▶

Back

Close

Full Screen / Esc

Print Version

Interactive Discussion

---

**Development of a detailed chemical mechanism (MCMv3.1)**C. Bloss et al.

---

[Title Page](#)[Abstract](#)[Introduction](#)[Conclusions](#)[References](#)[Tables](#)[Figures](#)[⏪](#)[⏩](#)[◀](#)[▶](#)[Back](#)[Close](#)[Full Screen / Esc](#)[Print Version](#)[Interactive Discussion](#)

radical. The subsequent chemistry leads to an alkoxy radical that decomposes to give  $\text{NO}_2$  and the same  $\alpha$ -dicarbonyls and corresponding hydroxy-substituted  $\alpha$ ,  $\beta$ -unsaturated- $\gamma$ -dicarbonyls as channel 2. No *p*-benzoquinone is formed in this channel.

5 The measured yields of hydroxy-nitroarenes from  $\text{NO}_3$  initiated oxidation of phenol and cresol are used to determine the branching ratios for channel 1 of 74% and 39% in the benzene and toluene systems, respectively (Olariu, 2001).

In the case of phenol oxidation by  $\text{NO}_3$  *p*-benzoquinone product has not been observed. Therefore the yield of channel 2 in the benzene system is set to zero and the balance of the reaction goes via channel 3.

10 Small *p*-benzoquinone yields have been observed from the  $\text{NO}_3$  initiated oxidation of *o*- and *m*-cresol (Olariu, 2001) and this information was used to assign a yield of 10% to channel 2 in the toluene system. As for benzene, channel 3 is used to account for the balance of the reaction.

15 In the absence of any information on other hydroxyarenes the branching ratios for cresol oxidation are applied.

### 2.4.3. Degradation mechanisms of intermediates

The ring-opened products and *p*-benzoquinones are further degraded according to the standard non-aromatic MCM protocol (Jenkin et al., 1997; Saunders et al., 2003).

20 The other main products of hydroxyarene degradation are 1,2-dihydroxyarenes and hydroxy-nitroarenes. Product studies of the oxidation of these compounds are not available and a provisional representation of their degradation was developed by analogy to the observed behaviour of the cresol isomers. However, when compared to the chamber experiment discussed below in Sect. 4.2, this mechanism leads to excess production of ozone. Adjustments to the mechanism were made and are discussed further in Sect. 4.2 and shown in Fig. 3.

25

### 3. Mechanism testing and further developments: methods

#### 3.1. Identification of key intermediates

The approach taken to test the details of the toluene oxidation mechanism was to identify key intermediates in the chemical system and perform separate experiments on those compounds. Comparison of modelled and measured concentrations in these photosmog experiments tests our understanding of these important sections of the chemistry.

The sensitivity of OH and O<sub>3</sub> concentrations in the toluene system to concentrations of intermediates was investigated by Wagner et al. (2003). The highest O<sub>3</sub> and OH sensitivities in VOC limited conditions were to changes in the concentration of 2,3-epoxy-6-oxo-4-heptenal and conjugated  $\gamma$ -dicarbonyls. Based on considerations of synthetic feasibility the two  $\gamma$ -dicarbonyls, butenedial and 4-oxo-2-pentenal were chosen for study in EUPHORE chamber experiments. The sensitivity analysis of Wagner et al. (2003) was also used to identify target compounds for GC studies aiming to improve the understanding of the carbon balance in the toluene system. These studies are discussed below and by Hamilton et al. (2003).

The ozone and OH in the toluene system were less sensitive to changes in the cresol concentration. However, as discussed above in Sect. 2.4, a laboratory study finding high yields of ring-retaining products from cresol oxidation suggested that large changes were needed to the representation of this chemistry in MCMv3 (Olariu et al., 2002). Therefore, it was decided to carry out a chamber photosmog experiment in order to test our understanding of the chemistry in this route.

#### 3.2. Experimental design

The experiments discussed in this paper were carried out at EUPHORE in the same way as the aromatic photosmog experiments described in the companion paper (Bloss et al., 2004). The  $\gamma$ -dicarbonyl compounds were synthesised as described by Hamil-

### Development of a detailed chemical mechanism (MCMv3.1)

C. Bloss et al.

Title Page

Abstract

Introduction

Conclusions

References

Tables

Figures

⏪

⏩

◀

▶

Back

Close

Full Screen / Esc

Print Version

Interactive Discussion

---

**Development of a  
detailed chemical  
mechanism  
(MCMv3.1)**C. Bloss et al.

---

[Title Page](#)[Abstract](#)[Introduction](#)[Conclusions](#)[References](#)[Tables](#)[Figures](#)[⏪](#)[⏩](#)[◀](#)[▶](#)[Back](#)[Close](#)[Full Screen / Esc](#)[Print Version](#)[Interactive Discussion](#)

ton et al. (2003), and known quantities determined by weight were introduced into the chamber either in a heated gas stream or dissolved in 0.5–1 ml of HPLC grade acetonitrile sprayed into the chamber in a high pressure stream of purified air. The parent hydrocarbon concentrations were measured by FTIR and for cresol an additional measurement by HPLC was available. A comprehensive gas chromatography (GCXGC) technique was employed to identify and quantify unsaturated carbonyl intermediates (Hamilton et al., 2003). Measurements of HO<sub>x</sub> radical concentrations were made using the FAGE (Fluorescent Assay by Gas Expansion) technique; air is sampled by gas expansion and OH concentrations are measured by LIF (Laser Induced Fluorescence). HO<sub>2</sub> concentrations can be measured by using NO to convert HO<sub>2</sub> to OH before the LIF measurement. OH concentrations were measured during the cresol and  $\gamma$ -dicarbonyl photosmog experiments, and for one butenedial photosmog experiment, (4 July 2002), HO<sub>2</sub> measurements were also made. Measurements of HO<sub>2</sub> concentration during NO<sub>x</sub> free photolysis experiments on  $\gamma$ -dicarbonyls provide important information on the radical yield of these processes.

Initial conditions for the chamber experiments were carefully chosen with the aid of models, and the concentrations employed are listed in Table 3. The aim of the cresol and  $\gamma$ -dicarbonyl photosmog experiments was to test the model performance particularly concerning ozone production. The mechanistic details in these areas are uncertain and initial VOC/NO<sub>x</sub> conditions were chosen such that ozone formation is predicted to be near maximum, thus ensuring the attainment of sufficiently large ozone concentrations to be reliably measured in the chamber. An additional butenedial photosmog experiment was included to explore the effects of changing VOC/NO<sub>x</sub> ratio on the measurements and the simulations.

A number of experiments were also carried out to investigate the photolysis of butenedial and 4-oxo-2-pentenal in the absence of NO<sub>x</sub>. The primary aims of these experiments were to determine photolysis rates and product yields, including HO<sub>2</sub> radical yield, and full details will be given in a forthcoming publication by Thuener et al. (in



preparation, 2003b)<sup>1</sup>. However, these experimental results could also be used to test the performance of MCM in NO<sub>x</sub> free conditions.

The aim of the set of toluene photo-oxidation experiments was to maximise the concentrations of the co-products of  $\alpha$ -dicarbonyls to better determine their identities and yields. We employed a strategy of using high initial concentrations of toluene and NO<sub>x</sub> while closing the chamber at the point in the experiment where maximum concentrations of butenedial and 4-oxo-2-pentenal are expected from the model simulations. In this way, loss by photolysis and OH reaction are prevented and the concentrations are kept high for detection by analytical methods. The choice of initial toluene concentrations was constrained by the occurrence of interference with GCXGC measurements at high toluene concentrations, and the configuration of the NO monitor meant that initial NO concentrations were limited to a maximum of 500 ppb. In any case it is desirable to keep NO concentrations below around 500 ppb as at higher concentrations reaction of the 1,2-hydroxycyclohexadienyl radical with NO becomes competitive with the unimolecular decomposition and rearrangement reactions (Klotz et al., 2002). This competition is not representative of the situation in ambient conditions and is therefore not represented in MCM.

### 3.3. Model simulations of smog-chamber experiments

The simulations were initialised with measured concentrations as listed in Table 3. Where measurements of HONO were not available (2 and 3 October 2001), the initial HONO concentrations were estimated from chamber characterisation experiments as described in the companion paper (Bloss et al., 2004). However, for these experiments with photolabile  $\gamma$ -dicarbonyl compounds, HONO photolysis is not a significant radical source and the choice of initial concentration within the range 0.1–1.5 ppb has a

<sup>1</sup>Thuener, L. P., Rea, G., Wenger, J., Henderson, A. P., Bleasdale, C., and Golding, B. T.: Photolysis of Butenedial and 4-oxopent-2-enal under atmospheric conditions, Environ. Sci. Technol., in preparation, 2003b.

**Development of a detailed chemical mechanism (MCMv3.1)**

C. Bloss et al.

Title Page

Abstract

Introduction

Conclusions

References

Tables

Figures

⏪

⏩

◀

▶

Back

Close

Full Screen / Esc

Print Version

Interactive Discussion

negligible effect on the simulations.

The temperature and humidity of the chamber were continuously monitored during the experiments and these values are used in the models. The measured photolysis rate for  $\text{NO}_2$  is available and for all other photolysis processes calculated rates were used with scaling factors applied to account for the transmission of the chamber walls, backscattering from the chamber floor and cloud cover. The scaling factors are discussed in more detail in the companion paper (Bloss et al., 2004).

An auxiliary mechanism was employed to take into account chamber related effects. The development of this mechanism is described in the companion paper and the same reactions are used in the simulations discussed below.

## 4. Mechanism testing and further developments: results

### 4.1. Photo-oxidation of $\gamma$ -dicarbonyls

#### 4.1.1. Photo-smog systems: in the presence of $\text{NO}_x$

Three experiments were carried out to investigate the photo-oxidation of  $\gamma$ -dicarbonyls in the presence of  $\text{NO}_x$ , two with butenedial at different  $\text{VOC}/\text{NO}_x$  ratios and one with 4-oxo-2-pentenal in similar conditions to the lower  $\text{VOC}/\text{NO}_x$  butenedial experiment. The initial conditions for all these experiments are given in Table 3.

As outlined above in Sect. 2.2, the mechanisms and rates of  $\gamma$ -dicarbonyl photolysis have been updated in MCMv3.1. The OH initiated chemistry for these two  $\gamma$ -dicarbonyls has not been changed from MCMv3.

Comparisons of model simulations using MCMv3 and MCMv3.1 for the lower  $\text{VOC}/\text{NO}_x$  butenedial experiment (4 July 2002) are shown in Figs. 4 and 5. The loss of the parent compound, the  $\text{O}_3$  formation,  $\text{NO}_x$  concentrations and  $\text{HO}_x$  radical concentrations are given in Fig. 4, and Fig. 5 shows the simulated and measured concentrations of some product species.

**Development of a  
detailed chemical  
mechanism  
(MCMv3.1)**

C. Bloss et al.

Title Page

Abstract

Introduction

Conclusions

References

Tables

Figures

◀

▶

◀

▶

Back

Close

Full Screen / Esc

Print Version

Interactive Discussion

---

**Development of a  
detailed chemical  
mechanism  
(MCMv3.1)**C. Bloss et al.

---

[Title Page](#)[Abstract](#)[Introduction](#)[Conclusions](#)[References](#)[Tables](#)[Figures](#)[⏪](#)[⏩](#)[◀](#)[▶](#)[Back](#)[Close](#)[Full Screen / Esc](#)[Print Version](#)[Interactive Discussion](#)

The removal of butenedial is well simulated by MCMv3.1 with a faster removal than simulated by MCMv3 because of the increased photolysis rate coefficient. However butenedial is also removed by reaction with OH and the simulated OH concentration is much lower than measured. An increase of OH concentration in the model would lead to an over-estimate of the butenedial removal rate with the current photolysis and reaction rates implemented. If the photolysis rate measured in the EUPHORE chamber (Thuener et al., 2003a) is assumed to be correct, the rate coefficient for OH reaction would need to be reduced by about a factor of 3 to give model-measurement agreement for butenedial loss with the measured OH concentrations. The rate coefficient implemented is the only literature value available,  $5.21 \times 10^{-11} \text{ cm}^3 \text{ molecule}^{-1} \text{ s}^{-1}$  (Bierbach et al., 1994), and is for *cis*-butenedial, whereas in the chamber experiment *trans*-butenedial was used. Bierbach et al. (1994) also studied *trans*-butenedial + OH but, because of *trans/cis* photo-isomerisation in their system, were only able to give a lower limit for this rate coefficient,  $(2.41 \pm 0.79) \times 10^{-11} \text{ cm}^3 \text{ molecule}^{-1} \text{ s}^{-1}$ . Therefore it is possible that for simulation of this chamber experiment a lower rate coefficient for OH reaction may be appropriate. Using a rate coefficient of  $1.8 \times 10^{-11} \text{ cm}^3 \text{ molecule}^{-1} \text{ s}^{-1}$  for this reaction results in an increased OH concentration in the first 15 min of the experiment, but still underestimates the observed concentration at this time by more than a factor of 10, and has no significant effect on the overall simulation. The MCM should be appropriate for atmospheric conditions, and, as it is not clear which isomer dominates in atmospheric conditions, in the absence of further information the literature value for *cis*-butenedial is used in MCMv3.1 as in MCMv3.

The behaviour of the two simulations is broadly similar while the chamber is open and photolysis pathways and OH reactions are active. The differences that are evident after the chamber closes at 13:00 h are a result of changes to the NO<sub>3</sub> chemistry and are discussed further below. However, there are large discrepancies between the simulations and the measured concentrations throughout the experiment. The increased photolysis rate and altered product distribution of MCMv3.1 results in a small increase in the simulated HO<sub>2</sub> concentrations, but the concentrations of OH and HO<sub>2</sub>

---

**Development of a  
detailed chemical  
mechanism  
(MCMv3.1)**C. Bloss et al.

---

[Title Page](#)[Abstract](#)[Introduction](#)[Conclusions](#)[References](#)[Tables](#)[Figures](#)[⏪](#)[⏩](#)[◀](#)[▶](#)[Back](#)[Close](#)[Full Screen / Esc](#)[Print Version](#)[Interactive Discussion](#)

radicals are under-predicted by more than a factor of 3 throughout the experiment. The  $\text{NO}_2$  concentration profiles clearly demonstrate that the  $\text{NO}_x/\text{NO}_y$  chemistry is poorly understood. The initial loss of NO and production of  $\text{NO}_2$  is well simulated but after 11:00 h the simulations show a secondary increase in  $\text{NO}_2$  concentration which is not seen experimentally. This is a result of the formation and subsequent decomposition of PAN type compounds when acyl peroxy radicals react with  $\text{NO}_2$ . Given these large discrepancies, the ozone concentration is surprisingly well predicted; the peak ozone is over-predicted by 9% by MCMv3.1 and under-predicted by 10% by MCMv3. This good agreement is perhaps coincidental, and, as discussed below, is not seen in the other  $\gamma$ -dicarbonyl experiments. The under-prediction of radical concentrations in general reduces the ozone production while an over-prediction of  $\text{NO}_2$  increases ozone concentration as  $\text{NO}_2$  photolysis produces ozone.

The concentration time profiles for some important intermediates are shown in Fig. 5. The glyoxal concentration is considerably lower in the MCMv3.1 simulations as it is no longer directly produced by photolysis. However, the simulated concentration is still significantly higher than that measured. For formaldehyde MCMv3 significantly under-predicts the concentration. HCHO production is increased by the changed product distribution in MCMv3.1 and in this case the measured concentration is over-predicted. The yield of maleic anhydride is similar in the two simulations and the peak concentration predicted by MCMv3.1 is in excellent agreement with the measurement. MCMv3 predicts a rapid decrease in maleic anhydride concentration when the chamber closes, and this is not seen experimentally. The reaction of maleic anhydride with  $\text{NO}_3$  is assigned a relatively high rate coefficient in MCMv3 and it is this process that is responsible for the efficient removal of maleic anhydride. The  $\text{NO}_3$  concentration in the model is unrealistically high because of the large over-prediction of  $\text{NO}_2$ ; in the dark the reaction of  $\text{NO}_2$  with  $\text{O}_3$  leads to a build up of  $\text{NO}_3$ . However, even if  $\text{NO}_2$  is constrained to the measurement reducing  $\text{NO}_3$  to a more reasonable level, the simulated loss rate for maleic anhydride is much higher than observed. The simulated increase of glyoxal concentration in the dark occurs because glyoxal is a product of this  $\text{NO}_3$

---

**Development of a  
detailed chemical  
mechanism  
(MCMv3.1)**C. Bloss et al.

---

Title Page

Abstract

Introduction

Conclusions

References

Tables

Figures

◀

▶

◀

▶

Back

Close

Full Screen / Esc

Print Version

Interactive Discussion

initiated chemistry, and this is also not observed in the experimental data. There are no literature values for this rate coefficient but Bierbach et al. (1994) estimated it to be less than  $10^{-18} \text{ cm}^3 \text{ molecule}^{-1} \text{ s}^{-1}$  based on structure-reactivity comparisons. As no evidence for the reaction was seen in the chamber experiment, and it is expected to be slow, it is not included in MCMv3.1. This reaction was an important sink for  $\text{NO}_3$  in MCMv3 and consequently the  $\text{NO}_3$  concentrations in MCMv3.1 after the chamber closes are much higher. This high  $\text{NO}_3$  concentration results in the increased  $\text{NO}_2$  loss rate and also the production of  $\text{HO}_2$  in the dark by reaction of  $\text{NO}_3$  with glyoxal and formaldehyde.

The MCMv3.1 simulations of the parent compound,  $\text{O}_3$ , OH and  $\text{NO}_x$  concentrations for the other two  $\gamma$ -dicarbonyl experiments (2 and 3 October 2001) are compared to the measurements in Fig. 6. The time axis has been shifted to aid comparison between experiments and zero is the start time of the experiment, when the chamber was opened. As discussed above, the  $\gamma$ -carbonyl loss rates are well simulated by MCMv3.1 despite the large under-prediction of OH concentrations. The measured OH concentrations are very similar in the two experiments showing a peak in the first half hour of the experiment and remaining at a fairly steady level of about  $1.5 \times 10^7 \text{ molecule cm}^{-3}$  in the later stages. The peak concentrations are lower than observed in the lower VOC/ $\text{NO}_x$  butenedial experiment (4 July 2002) and in that experiment the OH concentration showed a steady decline from the peak rather than levelling off. The simulated OH in the 4-oxo-2-pentenal experiments follows a similar time profile to the observations albeit at a lower concentration by about a factor of 3. In the high VOC/ $\text{NO}_x$  butenedial case no early OH peak is predicted and the simulation shows a slow increase in OH concentration through the experiment, but even at the end of the experiment it under-predicts the measurement by about a factor of 6.

The measured ozone concentration time profiles for the 4-oxo-2-pentenal and high VOC/ $\text{NO}_x$  butenedial experiments are also similar, showing a sharp initial rise followed by a steady linear increase until the chamber is closed. The initial rise is smaller in the butenedial experiment but the subsequent increase occurs at much the same rate

---

**Development of a  
detailed chemical  
mechanism  
(MCMv3.1)**C. Bloss et al.

---

[Title Page](#)[Abstract](#)[Introduction](#)[Conclusions](#)[References](#)[Tables](#)[Figures](#)[◀](#)[▶](#)[◀](#)[▶](#)[Back](#)[Close](#)[Full Screen / Esc](#)[Print Version](#)[Interactive Discussion](#)

in both cases. Again this is different to the lower VOC/NO<sub>x</sub> butenedial case where the ozone concentration-time profile is a curve that levels out at a peak concentration of about 325 ppb before the chamber is closed. In contrast to the similar experimental concentration-time profiles, the simulated ozone profiles shown in Fig. 6 are very different from each other and from the observations. For the 4-oxo-2-pentenal experiment, the ozone profile is curved and levels out at a peak concentration of 458 ppb, over-predicting the observed ozone peak by 18%, though the model-measurement discrepancy is much greater earlier in the experiment. For the high VOC/NO<sub>x</sub> butenedial experiment, the simulated ozone is in excellent agreement with the measurements for the first hour and a half of the experiment but after that the simulated concentration rises significantly faster than the observations. After three hours, at which time the chamber closes, the ozone concentration is over-predicted by 87%.

In the 4-oxo-2-pentenal and high VOC/NO<sub>x</sub> butenedial experiments (Fig. 6) the observed NO<sub>2</sub> concentrations peak sharply in the first half hour after the chamber opens. The initial NO concentration in the 4-oxo-2-pentenal case is around twice that in the high VOC/NO<sub>x</sub> butenedial experiment and the peak NO<sub>2</sub> is correspondingly higher, but in both cases the NO<sub>2</sub> concentration falls to 8 or 9 ppb approximately 50 min after the start of the experiment. In the high VOC/NO<sub>x</sub> butenedial experiment, this NO<sub>2</sub> concentration is maintained until the chamber is closed, while in the 4-oxo-2-pentenal experiment a steady increase in NO<sub>2</sub> is observed until the concentration reaches about 19 ppb and this is maintained until the chamber is closed. Different behaviour is seen for the lower VOC/NO<sub>x</sub> butenedial experiment (Fig. 4), the NO<sub>2</sub> concentration peaks early in the experiment then falls steadily throughout the experiment to about 10 ppb when the chamber closes.

As discussed above for the low VOC/NO<sub>x</sub> butenedial case, the observed NO<sub>2</sub> concentrations are not well simulated by MCMv3.1. In the simulation of the high VOC/NO<sub>x</sub> butenedial experiment most of the NO<sub>2</sub> initially present is removed and the NO<sub>2</sub> concentration is very low for the first hour of the simulation before increasing to a peak of around 20 ppb later in the experiment as the PAN type compounds decompose. In

---

**Development of a  
detailed chemical  
mechanism  
(MCMv3.1)**C. Bloss et al.

---

[Title Page](#)[Abstract](#)[Introduction](#)[Conclusions](#)[References](#)[Tables](#)[Figures](#)[⏪](#)[⏩](#)[◀](#)[▶](#)[Back](#)[Close](#)[Full Screen / Esc](#)[Print Version](#)[Interactive Discussion](#)

the 4-oxo-2-pentenal experiment, such a secondary NO<sub>2</sub> peak is actually observed but not recreated in the simulations. The initial peak concentration is in good agreement with the measurement but the subsequent fall in concentration is slower than observed. After about two and a half hours the modelled concentration falls below the increasing measured concentration.

It is interesting to note that for the two lower VOC/NO<sub>x</sub> experiments (4 July 2002 and 3 October 2001) if the OH concentration is constrained to the measurement the model-measurement comparisons for NO<sub>2</sub> are greatly improved and the simulated ozone concentrations are in excellent agreement with the measurement. This is not the case for the higher VOC/NO<sub>x</sub> butenedial experiment (2 October 2001) where constraining the OH to the high concentrations measured does not improve the agreement for NO<sub>2</sub> and actually results in greater ozone formation and a final over-prediction of 160%

#### 4.1.2. Photolysis experiments: in the absence of NO<sub>x</sub>

In addition to the photosmog experiments described above, a set of experiments on butenedial and 4-oxo-2-pentenal were carried out in the absence of NO<sub>x</sub> with initial  $\gamma$ -dicarbonyl concentrations of 250–300 ppb. In order to determine the radical yield of the photolysis of  $\gamma$ -dicarbonyls the HO<sub>2</sub> concentration was measured by chemical conversion with NO/laser induced fluorescence. A detailed analysis of the experimental results will be presented by Thuener et al. (in preparation, 2003b)<sup>1</sup> and only a brief discussion of the performance of MCM in simulating these experiments is given here. One of the butenedial photolysis experiments is chosen as a representative case study, and similar conclusions can be drawn from analysis of the other experiments.

The MCMv3.1 simulations for butenedial, HO<sub>2</sub> and some important products are compared to the measurements in Fig. 7. The simulation shown assumed the con-

---

<sup>1</sup>Thuener, L. P., Rea, G., Wenger, J., Henderson, A. P., Bleasdale, C., and Golding, B. T.: Photolysis of Butenedial and 4-oxopent-2-enal under atmospheric conditions, Environ. Sci. Technol., in preparation, 2003b.



---

**Development of a  
detailed chemical  
mechanism  
(MCMv3.1)**C. Bloss et al.

---

[Title Page](#)[Abstract](#)[Introduction](#)[Conclusions](#)[References](#)[Tables](#)[Figures](#)[◀](#)[▶](#)[◀](#)[▶](#)[Back](#)[Close](#)[Full Screen / Esc](#)[Print Version](#)[Interactive Discussion](#)

centrations of NO and NO<sub>2</sub> to be zero although it is not possible to have entirely NO<sub>x</sub> free conditions in the chamber as some residual off-gassing from the wall will always occur. However, measured NO<sub>2</sub> concentrations were never more than ~2 ppb and at NO<sub>x</sub> levels of this order the simulations were not greatly changed from the NO<sub>x</sub> free case and the conclusions discussed below remain valid.

The loss rate of butenedial is well predicted which is a reflection of the reproducibility of the chamber experiments as the photolysis rate implemented in MCMv3.1 is derived from experiments very similar to this one. However, it is clear to see that, in contrast to the situation in the photosmog experiments, the HO<sub>2</sub> concentration is over-estimated by the simulation by almost an order of magnitude early in the experiment. The time-dependent behaviour is also not well reproduced by the simulation as in the experiment an initial fast increase in concentration is followed by a slower linear increase until the chamber closes, while the simulation shows a fast rise followed by a fall in HO<sub>2</sub> concentration even while the photolysis continues. The photolysis mechanism for butenedial in the absence of NO<sub>x</sub> as implemented in MCMv3.1 is shown schematically in Fig. 2. This indicates that two HO<sub>2</sub> radicals should be formed for each molecule of maleic anhydride and glyoxal produced, and while both these product concentrations are over-estimated this is not sufficient to account for the large over-prediction of HO<sub>2</sub>. One must conclude that a different HO<sub>2</sub> formation pathway is operating and/or a significant loss process for HO<sub>2</sub> is not included in the mechanism. Thuener et al. (2003a) propose a different butenedial photolysis mechanism based on product experiments similar to the one considered here and the observation of an intermediate ketene species in all these experiments. However, that mechanism also requires two HO<sub>2</sub> radicals per maleic anhydride molecule formed and similar problems arise when trying to account for the low concentration of HO<sub>2</sub> observed.

Concerning the molecular products of butenedial photolysis, the yield of 2(5H)-furanone is well predicted by the simulation, glyoxal and maleic anhydride are over-predicted while the CO yield in the simulation is much lower than observed experimentally. In MCMv3.1 glyoxal and CO are formed as co-products, but this is not consis-



---

**Development of a  
detailed chemical  
mechanism  
(MCMv3.1)**C. Bloss et al.

---

[Title Page](#)[Abstract](#)[Introduction](#)[Conclusions](#)[References](#)[Tables](#)[Figures](#)[⏪](#)[⏩](#)[◀](#)[▶](#)[Back](#)[Close](#)[Full Screen / Esc](#)[Print Version](#)[Interactive Discussion](#)

5 tent with the different yields of these products observed experimentally. Thuener et al. (2003a) include a different source of CO in their proposed mechanism, i.e. direct formation from photolysis with a yield of 20%. A possible co-product for direct CO production is acrolein formed by an H shift and C-C cleavage. The acrolein concentration was below the detection limit of the measurement technique, and its maximum yield was estimated to be ~10%. No other direct photolysis products were observed and it was not possible to positively determine the mechanism and co-products for CO formation.

10 In addition to the products for which results are shown in Fig. 7, 4-Oxo-but-2-enoic acid and 4-Oxo-but-2-eneperoxoic acid are predicted by MCMv3.1 to be major products in the NO<sub>x</sub> free conditions of this experiment but were not observed. An unattributed carbonyl absorption was found in the FTIR spectra (Thuener et al., 2003a) but the absorption frequency of this unknown does not correspond to that expected for a conjugated carboxylic or peroxy acid.

15 Although some improvements to our understanding of the photo-oxidation of  $\gamma$ -dicarbonyls have been made during the EXACT project the agreement between MCM simulations and chamber experiments both with and without NO<sub>x</sub> remains poor. Particular problems arise concerning the radical yields: seemingly contradictory behaviour is seen as with NO<sub>x</sub> present the simulations under-estimate both OH and HO<sub>2</sub> while in the absence of NO<sub>x</sub> the HO<sub>2</sub> concentration is over-estimated. In the photosmog systems the NO<sub>y</sub> budget is not well understood and the simulations are unable to reproduce the different behaviours seen experimentally at different VOC/NO<sub>x</sub> ratios and with different  $\gamma$ -dicarbonyls. It is therefore difficult to identify mechanistic changes which can simultaneously resolve the discrepancies seen in the two systems (i.e. photosmog and photolysis), based on current general understanding of processes involved in free radical driven VOC oxidation. Nevertheless, overcoming these shortcomings in an area of the mechanism identified as being of key importance in determining ozone and OH concentrations is an important issue for improving our understanding of aromatic chemistry. The EUPHORE chamber dataset on unsaturated  $\gamma$ -dicarbonyls provides an

20

25

important resource for testing future mechanism developments and the work presented here highlights issues that require further investigation.

#### 4.2. Photo-oxidation of cresol

The initial conditions for the cresol photo-smog experiment are summarised in Table 3, and the measured and simulated concentrations of the key species in this system are shown in Fig. 8.

MCMv3 gives an excellent representation of the loss of cresol but over-predicts the ozone formation by more than a factor of 3. It should be noted that, in contrast to the aromatic hydrocarbons where OH determines the loss rate, cresol reacts with both OH and NO<sub>3</sub>. The comparison of modelled and measured OH concentration shows that MCMv3 under-predicts OH in the later stages of the experiment, and the observed agreement concerning the loss of cresol is a result of the over-prediction of NO<sub>3</sub> concentrations.

The observation of high ring-retained product yields from cresol oxidation (Olariu et al., 2002) led to the development of a provisional revised mechanism, designated MCMv3.1a in Fig. 8. The first stage of this mechanism is identical to MCMv3.1 and is described in detail in Sect. 2.4. The major product of the OH initiated chemistry is 1,2-dihydroxy-3-methyl benzene, and nitrocresol is formed in both the OH and NO<sub>3</sub> initiated chemistry. The yields of these products are assigned from the experimental evidence. The first generation ring-retained products are then treated in the same way as the original cresol, i.e. assuming the same branching ratios for the different OH and NO<sub>3</sub> initiated channels. The second generation ring-retained products are then assumed to undergo ring-opening. This chemistry is illustrated in Fig. 3.

Despite the extensive changes to the mechanism, it is clearly shown in Fig. 8 that this new version, MCMv3.1a, over-predicts ozone formation by a similar amount to MCMv3. The major products are dihydroxy- and trihydroxy- substituted toluene and these have very short lifetimes as OH groups activate the aromatic ring. The result is the formation of ring-opened products that act as radical sources and lead to ozone production. The

---

**Development of a detailed chemical mechanism (MCMv3.1)**

C. Bloss et al.

---

Title Page

Abstract

Introduction

Conclusions

References

Tables

Figures

⏪

⏩

◀

▶

Back

Close

Full Screen / Esc

Print Version

Interactive Discussion

simulated NO to NO<sub>2</sub> conversion is faster than experimentally observed and the NO<sub>2</sub> concentration is significantly over-predicted.

Following the identification of these shortcomings of the cresol mechanism when simulating chamber data, adjustments were made to improve the model-measurement agreement. There is no information available on the product yields from the oxidation of 1,2-dihydroxyarenes and hydroxy-nitroarenes, and the mechanism was altered so that reaction of OH and NO<sub>3</sub> with these products is assumed to proceed solely by formation of phenoxy radicals that react with NO<sub>2</sub> adding a nitro- group to the aromatic ring. The active pathways in the OH initiated chemistry of MCMv3.1 are shown in black in Fig. 3, and it is clear that the mechanism is a simpler version of MCMv3.1a. The second generation of products from hydroxyarene oxidation are 1,2-dihydroxy-nitroarenes and dinitro-hydroxyarenes. Further reaction of OH and NO<sub>3</sub> is assumed to proceed via peroxide-bicyclic channels leading to ring-opening and formation of representative hydroxy- and nitro-substituted  $\alpha$ -dicarbonyls and  $\alpha$ ,  $\beta$ -unsaturated- $\gamma$ -dicarbonyls. The multi-substituted bicyclic radicals are representative examples of possible degradation pathways. The products were chosen to simplify the subsequent chemistry and these channels may not be strictly available from the bicyclic alkoxy radicals.

Addition of an NO<sub>2</sub> group deactivates the aromatic ring and the nitro- substituted cresols have longer lifetimes than dihydroxy- and trihydroxy- substituted toluene. Increasing the relative yields of these nitro- compounds therefore decreases the amount of ring-opening that occurs in the time-scale of the chamber experiment and reduces the radical production. The formation of nitro- compounds also acts as a NO<sub>2</sub> sink and reduces the simulated NO<sub>2</sub> concentration. The concentrations of key species simulated with the MCMv3.1 mechanism are shown in red in Fig. 8. The production of ozone is dramatically reduced compared to the previous versions and is in good agreement with the measurement. As expected, the simulated NO<sub>2</sub> concentration has been reduced and NO to NO<sub>2</sub> conversion is now slower than the measurements suggest. The reduction in simulated radical concentration is evident in the under-prediction of measured OH and loss rate of the parent cresol compound.

---

**Development of a detailed chemical mechanism (MCMv3.1)**C. Bloss et al.

---

Title Page

Abstract

Introduction

Conclusions

References

Tables

Figures

◀

▶

◀

▶

Back

Close

Full Screen / Esc

Print Version

Interactive Discussion

---

**Development of a  
detailed chemical  
mechanism  
(MCMv3.1)**C. Bloss et al.

---

[Title Page](#)[Abstract](#)[Introduction](#)[Conclusions](#)[References](#)[Tables](#)[Figures](#)[◀](#)[▶](#)[◀](#)[▶](#)[Back](#)[Close](#)[Full Screen / Esc](#)[Print Version](#)[Interactive Discussion](#)

This under-estimation of oxidative capacity is also seen in the simulations using the toluene mechanism, of which this cresol mechanism is a part. Ideas for solving this problem while not concurrently increasing ozone production are discussed below in Sect. 4.4.

5 Concentrations of key intermediate species were also measured in the chamber experiment. Glyoxal is formed in the ring-opening route and its measured peak concentration in this experiment is 5.5 ppb. MCMv3 assumes ring-opening to be the major oxidation process for cresol and the simulated peak glyoxal concentration is 137 ppb, a factor of 25 greater than observed. The reduced channel yield in MCMv3.1 reduces the simulated peak glyoxal concentration to 13.5 ppb, the model still over-predicts the  
10 observed concentration but the agreement is greatly improved. The ring retained product 1,2-dihydroxy-3-methyl benzene is not included in MCMv3 but is the major product in the OH initiated cresol oxidation as implemented in MCMv3.1. The simulated peak concentration is 30 ppb. The chamber measurements confirm this compound as a  
15 product, and the observed peak concentration is 12 ppb.

#### 4.3. Carbon budget in toluene oxidation

There have been many studies of the products of OH-initiated toluene oxidation and an overview of the available product data is given by Calvert et al. (2002). However, all these product studies show a deficient carbon balance with generally only about  
20 50% of the reacted carbon being identified as products. Particular uncertainties exist in the ring-opening routes, e.g. the peroxy-bicyclic and epoxy routes of Fig. 1. The  $\alpha$ -dicarbonyl species glyoxal and methylglyoxal are well known ring-opened products of toluene oxidation with yields determined in various studies. Recent work by Volkamer et al. (2001) has quantified the primary glyoxal yield from toluene oxidation and  
25 found the secondary yield to be negligible. This is important information for assigning the channel yield for the peroxy-bicyclic channel but the identity and yields of the co-products of  $\alpha$ -dicarbonyls are highly uncertain. Reactive unsaturated dicarbonyl compounds have been previously observed in the oxidation of toluene but not quan-

tified. As discussed above in Sect. 2.1, the O<sub>3</sub> and OH concentrations in the toluene photo-smog system have been found to be sensitive to the concentrations of such intermediates, and their quantification is necessary to form a good understanding of aromatic oxidation and its effect on ozone formation in the troposphere.

GCXGC and GC-ECD techniques were used to detect products from toluene oxidation in the first measurement campaign held at EUPHORE in 2001, and provided some qualitative evidence for the formation of compounds such as butenedial, 4-oxo-2-pentenal and  $\alpha$ -angelicalactone. Table 4 shows the results obtained on these key intermediates. However, quantification was difficult and experimentally observed concentrations were much lower than predicted by the models (Hamilton et al., 2003).

Experiments on toluene photo-oxidation designed to maximise the concentrations of the co-products of  $\alpha$ -dicarbonyls were carried out during the second measurement campaign. High initial concentrations of toluene (~6 ppm) and NO<sub>x</sub> (500 ppb) were used and the chamber was closed at the point in the experiment where maximum concentrations of butenedial and 4-oxo-2-pentenal are expected, thus preventing loss by photolysis and OH reaction and keeping the concentrations high for detection by analytical methods. The simulations suggest that this approach should result in peak concentrations of these compounds approximately a factor of 10 higher than in the experimental conditions of the first campaign and this concentration should be maintained within 30% of the peak value for more than one hour after closing the chamber.

High, and sustained, concentrations of  $\alpha$ -dicarbonyl compounds were measured in these experiments demonstrating the utility of this approach for measurement of intermediates. For example, in the first two toluene experiments (5 and 10 July 2002) the measured peak methylglyoxal concentrations were 70 ppb and 47 ppb, respectively; these concentrations were measured as the chamber closed and subsequently decreased by only about 10% in the following two hours. The peak concentrations were within 15% of those simulated using MCMv3.1 and lead us to expect peak concentrations of the co-product, butenedial, of 14 ppb and 11 ppb respectively. The initial toluene concentration was increased for the experiment on 12 July 2002 to further

---

**Development of a detailed chemical mechanism (MCMv3.1)**C. Bloss et al.

---

[Title Page](#)[Abstract](#)[Introduction](#)[Conclusions](#)[References](#)[Tables](#)[Figures](#)[⏪](#)[⏩](#)[◀](#)[▶](#)[Back](#)[Close](#)[Full Screen / Esc](#)[Print Version](#)[Interactive Discussion](#)

---

**Development of a  
detailed chemical  
mechanism  
(MCMv3.1)**C. Bloss et al.

---

[Title Page](#)[Abstract](#)[Introduction](#)[Conclusions](#)[References](#)[Tables](#)[Figures](#)[◀](#)[▶](#)[◀](#)[▶](#)[Back](#)[Close](#)[Full Screen / Esc](#)[Print Version](#)[Interactive Discussion](#)

increase the product concentrations. In this case the model over-predicts the initial reactivity of the system and hence over-predicts the observed methylglyoxal concentration by a factor of two. Taking into account this over-prediction a peak butenedial concentration of 17.5 ppb was expected. However, only small amounts of furanone and  $\gamma$ -dicarbonyl compounds were observed by GCXGC and GC-ECD techniques in these experiments. After the chamber was closed on 10 July 2002, 50 ppb of butenedial was introduced into the chamber to calibrate the GC instruments in the presence of interferences from other reaction products. The chamber was then flushed to dilute the contents before taking further measurements, and an upper limit of 2 ppb was estimated for the concentration of butenedial observed by GC-ECD during this experiment. A similarly sized signal was observed in the 12 July 2002 experiment. The furanone and  $\gamma$ -dicarbonyl compounds are difficult to measure but the observations suggest that they were not formed in the relatively high concentrations predicted by the model.

Despite the low amounts of unsaturated dicarbonyl and furanone compounds observed in these experiments the compounds are included as co-products of glyoxal and methylglyoxal in the MCM as no alternative products could be observed. Based on our understanding of the formation mechanism for  $\alpha$ -dicarbonyls (Jenkin et al., 2003) some products of this type must be formed, and if butenedial, 4-oxo-2-pentenal and  $\alpha$ -angelicalactone are not formed in the yields expected they can be considered as models for the true co-products.

#### 4.4. Shortcomings of the aromatic mechanisms

In the companion paper (Bloss et al., 2004) the performance of MCMv3 and MCMv3.1 aromatic mechanisms are evaluated using the EUPHORE chamber dataset on benzene, toluene, *p*-xylene and 1,3,5-trimethylbenzene. Although MCMv3.1 simulations give an improved representation of some of the observations, significant discrepancies remain. Of particular importance to modelling regional air quality, the mechanisms tend to over-predict the peak ozone concentration reached. However, at the same time the mechanisms under-predict the reactivity of the system with lower concentrations of OH

---

**Development of a  
detailed chemical  
mechanism  
(MCMv3.1)**C. Bloss et al.

---

[Title Page](#)[Abstract](#)[Introduction](#)[Conclusions](#)[References](#)[Tables](#)[Figures](#)[◀](#)[▶](#)[◀](#)[▶](#)[Back](#)[Close](#)[Full Screen / Esc](#)[Print Version](#)[Interactive Discussion](#)

produced than are required to explain the observed loss rate of the parent hydrocarbons and lower NO oxidation rates than seen experimentally. Any reduction of ozone production by reduction of peroxy radical concentration to limit NO to NO<sub>2</sub> conversion will also result in decreased OH production and NO oxidation rate and hence greater model-measurement discrepancy in these areas. These effects are also seen in the simulations of the cresol chamber experiment discussed above in Sect. 4.2.

The results of a simulation where an artificial source of OH was added to the model for the moderate NO<sub>x</sub> toluene experiment, such that the modelled toluene loss rate equals the observed rate, are shown in green in Fig. 9, and this can be compared to the MCMv3.1 simulation in black. The OH source is active throughout the experiment and the average rate of OH production is  $4 \times 10^8$  molecule cm<sup>-3</sup> s<sup>-1</sup>. As discussed in the companion paper (Bloss et al., 2004), such a large radical source cannot be accounted for by the chamber auxiliary mechanism and must be connected to the chemistry of the aromatic photosmog system. The additional OH in the simulation greatly improves the model-measurement comparison for NO and NO<sub>2</sub>, improves the agreement with the initial rate of ozone production, but continues to over-estimate the peak ozone concentration.

A number of ideas have been explored to account for the observed model shortcomings, and these are summarised below, using the moderate NO<sub>x</sub> toluene experiment (27 September 2001) as an example.

#### 4.4.1. Regeneration of OH

One means of decreasing ozone production while increasing OH concentrations is to implement a regeneration of OH without conversion of NO to NO<sub>2</sub>. In the peroxide-bicyclic route of the MCM, a peroxy radical is formed by addition of OH and two O<sub>2</sub> molecules to the aromatic ring; this then reacts with NO to form an alkoxy radical (and NO<sub>2</sub>), which decomposes to ring-opened products, and HO<sub>2</sub>. A further NO to NO<sub>2</sub> conversion (HO<sub>2</sub> reaction) produces OH. Figure 10 shows, in red, the effect on the simulations of replacing the usual peroxy radical chemistry by a direct decomposition



to ring-opened products and OH. This could occur following a rearrangement of the peroxy radical by an H-shift, as indicated in Fig. 11.

It is clear to see that this alteration in the mechanism improves the model-measurement agreement. The peak ozone is decreased by 12% compared to MCMv3.1, and the measured peak concentration is over-predicted by 19% by the modified mechanism, 36% by MCMv3.1. At the same time the modelled loss of toluene is faster than in MCMv3.1 as a result of higher OH concentrations, giving a better representation of the observations but still an under-estimate of the reactivity of the system.

#### 4.4.2. Ozonolysis of intermediate compounds

A fast reaction of ozone with one or more of the intermediates in the system to produce radicals would result in lower ozone concentrations and an increase in OH. The effect of increasing the ozonolysis rate coefficient for the furanone compounds to  $3.5 \times 10^{-15} \text{ cm}^3 \text{ molecule}^{-1} \text{ s}^{-1}$ , as a model for this type of chemistry, is shown in blue in Fig. 10. A rate coefficient of this magnitude has been measured for 4,5-dihydro-2-methyl furan (Martin et al., 2002), but the measurements of Grosjean and Grosjean (1999) discussed above in Sect. 2.3 suggest a slow ozonolysis rate for the furanones. However, the precise nature of the intermediates produced in the aromatic systems remain uncertain, and one or more of them may have a fast reaction with ozone.

Model-measurement agreement is improved by the modification to the mechanism, but peak ozone concentration is still over-predicted by 29%. Increased OH concentrations lead to a faster loss of toluene but, as with the OH regeneration mechanism, the reactivity of the system remains under-estimated.

#### 4.4.3. NO<sub>3</sub> chemistry

As the production of ozone in photo-smog systems is closely connected to the NO<sub>x</sub> chemistry another strategy for decreasing ozone formation while increasing reactivity

**Development of a detailed chemical mechanism (MCMv3.1)**

C. Bloss et al.

Title Page

Abstract

Introduction

Conclusions

References

Tables

Figures

◀

▶

◀

▶

Back

Close

Full Screen / Esc

Print Version

Interactive Discussion



---

**Development of a  
detailed chemical  
mechanism  
(MCMv3.1)**C. Bloss et al.

---

[Title Page](#)[Abstract](#)[Introduction](#)[Conclusions](#)[References](#)[Tables](#)[Figures](#)[⏪](#)[⏩](#)[◀](#)[▶](#)[Back](#)[Close](#)[Full Screen / Esc](#)[Print Version](#)[Interactive Discussion](#)

is to include a process acting as both a sink for  $\text{NO}_x$  and a source of  $\text{HO}_x$  radicals. The nitrate radical,  $\text{NO}_3$ , is closely coupled to  $\text{NO}$  and  $\text{NO}_2$  chemistry, and  $\text{NO}_3$  can react with compounds such as aldehydes and unsaturated compounds forming radical products. The reactions of  $\text{NO}_3$  are included in the mechanism where appropriate, though often with generic rate coefficients and product distributions estimated by analogy.

It was noted in the companion paper (Bloss et al., 2004) that the loss rate of cresol product is over-estimated by the models in the toluene experiments and this is a result of an over-prediction of  $\text{NO}_3$  concentration. The measured concentration-time profile of cresol can be used as a tracer for  $\text{NO}_3$  concentration in the experiment

A dummy reaction was added to the model to represent the reaction of  $\text{NO}_3$  with unknown compounds producing  $\text{HO}_2$ . This reaction was assigned a rate coefficient of  $2 \times 10^{-12} \text{ molecule}^{-1} \text{ cm}^3 \text{ s}^{-1}$  and the concentration of the reactant was assumed to be constant at 100 ppb. While this is clearly an over-simplification and no account is taken of the onward chemistry of the other products of this hypothetical  $\text{NO}_3$  reaction, it does serve to demonstrate the effect of such a process in the mechanism.

The result of this modification to the mechanism is shown in red in Fig. 9 compared to MCMv3.1 in black. The reduction of  $\text{NO}_3$  concentration is shown by the slower cresol decay around midday, the  $\text{NO}_2$  concentration has been reduced in the later stages of the experiment and the peak ozone concentration is also lower than in MCMv3.1. The toluene loss rate is slightly increased in the middle of the experiment but decreased at the end of the experiment, there is not a great improvement in the model-measurement agreement concerning the reactivity of the system.

Also shown in Fig. 9 are the results of simulations where an artificial source of OH was added to the model such that the modelled toluene loss rate equals the observed rate. As described above, for the concentration-time profiles shown in green this was the only modification to MCMv3.1. The additional OH in the simulation improves the agreement with the cresol concentration-time profile although the loss rate between 11 and 12 o'clock is still too high. The final set of simulations in Fig. 9 (in blue) show the result of adding both an OH source and the  $\text{NO}_3$  dummy reaction to the mechanism.

The cresol profile is then well simulated, indicating agreement concerning NO<sub>3</sub> concentrations, the model-measurement agreement for NO<sub>2</sub> has been further improved around midday and the peak ozone concentration is decreased.

These simulations show that some NO<sub>3</sub> chemistry may be missing from the mechanism and could help to explain some of the model-measurement discrepancies. The NO<sub>3</sub> could be reacting with compounds that are not currently included in the mechanism, or the rates and products of some NO<sub>3</sub> reactions in the mechanism may be incorrect. However, any such modifications will not solve the problem of the underestimation of the oxidative capacity in the system.

#### 4.4.4. Heterogeneous chemistry

In the aromatic chamber experiments, aerosol particles are formed as a result of the production of semi-volatile and involatile oxidation products which are able to transfer to the condensed phase. Because the aerosol yields in such systems are generally quite low, it is likely that impact of loss of organic material to the condensed phase has only a small direct effect on the gas phase organic chemistry. However, the particles also potentially provide a substrate for heterogeneous reactions of both inorganic and organic species which might have an impact on the system. One such example is the heterogeneous conversion of NO<sub>2</sub> to HONO, which has been observed to occur on soot particles (e.g. Arens et al., 2001 and references therein), and on diesel exhaust particulates (Gutzwiller et al., 2002). In the latter study, it was suggested that key surface-bound reactive components are species such as guaiacol (2-methoxyphenol) and other oxygenated aromatics, which are able to reduce NO<sub>2</sub> to HONO. It is likely that the secondary organic aerosol formed in the present chamber experiments contains similar species (e.g. some of the second generation products of the 'phenol' route identified in Fig. 1), and it is therefore of relevance to consider the potential impact of such a reaction. In the illuminated chamber, the formation and subsequent photolysis of HONO has the overall effect of producing OH radicals, and converting NO<sub>2</sub> to NO, which essentially equates to removing ozone.

**Development of a detailed chemical mechanism (MCMv3.1)**

C. Bloss et al.

Title Page

Abstract

Introduction

Conclusions

References

Tables

Figures

◀

▶

◀

▶

Back

Close

Full Screen / Esc

Print Version

Interactive Discussion

---

**Development of a  
detailed chemical  
mechanism  
(MCMv3.1)**C. Bloss et al.

---

[Title Page](#)[Abstract](#)[Introduction](#)[Conclusions](#)[References](#)[Tables](#)[Figures](#)[◀](#)[▶](#)[◀](#)[▶](#)[Back](#)[Close](#)[Full Screen / Esc](#)[Print Version](#)[Interactive Discussion](#)

The time dependent particle concentration and size distributions were measured using a scanning mobility particle sizer (SMPS), and from this information a rate of NO<sub>2</sub> reaction on the aerosol could be calculated as a function of time, assuming a constant reaction probability over time and aerosol size. In Fig. 12 the simulated concentration-time profiles, assuming a reaction probability of 0.025, are shown in red. The total surface area of the aerosol is also shown indicating that a sharp onset of particle formation was observed just after 11 a.m. At this point the simulations show a decrease in NO<sub>2</sub> concentration and increase in HONO concentration. The OH concentration also increases rapidly, as evidenced by the increase in toluene loss rate. The peak ozone concentration is decreased and under-estimates the measured value. However, this under-estimation is a result of the low reactivity in the early part of the simulation before aerosol formation takes place. If an OH source is introduced to reproduce the toluene loss in the first hour of the simulation the NO<sub>x</sub> and O<sub>3</sub> concentrations agree well with the measurements, as shown in green in Fig. 12.

The operation of such a heterogeneous process could clearly help to explain the model-measurement discrepancy for the parent aromatic, NO<sub>x</sub> and ozone, through increasing radical formation whilst simultaneously reducing the peak ozone concentration. However, while the simulations predict high peak HONO concentrations, no evidence for HONO formation was seen in the FTIR spectra suggesting that the concentration was below approximately 6 ppb. This indicates that any significant reaction of NO<sub>2</sub> with the aromatic secondary organic aerosol formed in the chamber cannot lead to substantial formation of HONO in the gas phase, such that the reaction would need to generate OH and NO directly to have the desired effect. In addition, recent studies of the reactivity of NO<sub>2</sub> with a variety of secondary organic aerosols (Bröske et al., 2003) have provided no evidence for reaction (although it is noted that the compositions of the aerosols almost certainly differ from those generated in the present chamber experiments). Consequently, the current weight of evidence suggests that the reaction of NO<sub>2</sub> with organic aerosol does not account for the observed model shortcomings.

Simulations were also carried out to test the possibility of a reaction of O<sub>3</sub> with the

aerosol to produce OH radicals. These did not agree well with the measurements as too much ozone is removed in the later stages of the experiment where aerosol concentrations are high.

## 5. Conclusions

5 The detailed oxidation mechanisms of aromatic hydrocarbons in the MCM have been revised and updated based on the latest available experimental data. Particularly important developments include the adjustment of branching ratios for the different oxidation routes of aromatics to reflect the reported yields of glyoxal and of phenol-type compounds at  $\text{NO}_x$  levels appropriate to the atmosphere (Volkamer et al., 2001, 2002),  
10 and the implementation of new hydroxyarene degradation chemistry reflecting the high yields of ring-retained products reported by Olariu et al. (2002).

A series of chamber experiments were carried out to investigate the details of key areas of aromatic oxidation mechanisms, and these were primarily focused on toluene oxidation. Sensitivity analysis has identified important species affecting simulated OH and  $\text{O}_3$  concentrations and these include the  $\gamma$ -dicarbonyl intermediates formed in the ring-opening routes (Wagner et al., 2003). Comparison of modelled and measured concentrations from photosmog experiments on butenedial and 4-oxo-2-pentenal indicated a number of shortcomings in the mechanisms.  $\text{NO}_2$  concentration-time profiles are poorly simulated for all experiments, and the differences between experiments under different initial conditions are not well represented. It is clear that the  $\text{NO}_{xy}$  budget is not well understood. The simulated OH and  $\text{HO}_2$  radical concentrations are significantly lower than the observed values and it seems that a large radical source is missing from the mechanism. However, very low  $\text{HO}_2$  radical concentrations were measured in  $\gamma$ -dicarbonyl photolysis experiments in the absence of  $\text{NO}_x$ , these measured  
15 concentrations were much lower than  $\text{HO}_2$  concentrations simulated by MCMv3.1, and this important issue remains unresolved.

The photo-oxidation of *o*-cresol was investigated in a separate chamber experiment

---

**Development of a detailed chemical mechanism (MCMv3.1)**

C. Bloss et al.

---

Title Page

Abstract

Introduction

Conclusions

References

Tables

Figures

◀

▶

◀

▶

Back

Close

Full Screen / Esc

Print Version

Interactive Discussion

---

**Development of a  
detailed chemical  
mechanism  
(MCMv3.1)**C. Bloss et al.

---

and the results were used to adjust the representation of hydroxyarene degradation in MCMv3.1. The peak  $O_3$  concentration is well simulated by MCMv3.1, and the representation of the NO and  $NO_2$  concentration-time profiles is improved from MCMv3. However, the simulated radical yield is too low and the rate of cresol oxidation is therefore underestimated.

These model shortcomings confirm the mechanistic difficulties identified in the complete aromatic mechanisms in the companion paper (Bloss et al., 2004). In particular, the models tend to over-predict peak  $O_3$  concentrations, and at the same time under-estimate the NO oxidation rate and the overall oxidative capacity of the aromatic systems.

A number of possible mechanistic fixes have been investigated.

- An increase in OH yield without additional NO to  $NO_2$  conversion would improve the simulated concentration-time profiles. A potential OH regeneration channel has been identified, but there is no firm evidence for its occurrence.
- A fast reaction of  $O_3$  with an intermediate to produce OH would result in improved model-measurement agreement. However, a very large rate coefficient and substantial intermediate concentrations would be required to give good agreement.
- Conversion of  $NO_3$  to  $HO_2$  by a dummy reaction in the model decreases  $O_3$  yields but does not significantly affect the aromatic decay rate.
- A modelled conversion of  $NO_2$  to HONO on the secondary organic aerosol has been shown to improve model-measurement agreement for  $O_3$ ,  $NO_x$  and toluene decay. However, the relatively high HONO concentrations generated have not been observed experimentally, and the reactive uptake coefficient required is much higher than the upper limits for such processes suggested by the work of Bröske et al. (2003) for a variety of secondary organic aerosols.

A number of experimental strategies for resolving some of these issues can be proposed.

Title Page

Abstract

Introduction

Conclusions

References

Tables

Figures

◀

▶

◀

▶

Back

Close

Full Screen / Esc

Print Version

Interactive Discussion

---

**Development of a  
detailed chemical  
mechanism  
(MCMv3.1)**C. Bloss et al.

---

[Title Page](#)[Abstract](#)[Introduction](#)[Conclusions](#)[References](#)[Tables](#)[Figures](#)[◀](#)[▶](#)[◀](#)[▶](#)[Back](#)[Close](#)[Full Screen / Esc](#)[Print Version](#)[Interactive Discussion](#)

More experiments are needed to determine the yields of reactive oxygenated intermediates formed in aromatic degradation. Ideally these would be carried out with high time resolution as an aid to distinguishing primary and secondary oxidation products. Sensitive, on-line analytical techniques, such as proton-transfer-reaction mass spectrometry, should be employed to detect and quantify such intermediates in chamber experiments carried out under NO<sub>x</sub> conditions representative of atmospheric levels.

Further investigation of radical and NO<sub>xy</sub> budgets under conditions of significant organic aerosol concentration is required to determine the effect of heterogeneous reactions in these aromatic systems.

The possibility of an OH regeneration pathway, such as that discussed in Sect. 4.4.1, needs further investigation. Flash photolysis experiments with time-resolved OH detection by laser induced fluorescence could be carried out to determine radical yields in the initial stages of aromatic oxidation. The hydroxycyclohexadienyl radical, which in the atmosphere is formed by OH addition to the aromatic ring, could be generated by photolysis of a suitable precursor compound. If the postulated OH regeneration mechanism illustrated in Fig. 11 were correct, subsequent reactions with O<sub>2</sub> and intramolecular rearrangements would lead to production of OH in the absence of NO. This experiment would require synthesis of a suitable photolytic precursor for the hydroxycyclohexadienyl radical, and careful consideration of the appropriate initial precursor and O<sub>2</sub> concentrations.

*Acknowledgements.* This work was supported by the European Commission within the EX-ACT project, Contract No. EVK2-CT-1999-00053, and by the Ministerio de Ciencia y Tecnología within Contract No. REN2000-3277-CE/CLI. The CEAM Foundation is supported by the Generalitat Valenciana and BANCAIXA.

## References

Arens, F., Gutzwiller, L., Baltensperger, U., Gäggele, H. W., and Ammann, M.: Heterogeneous Reaction of NO<sub>2</sub> on Diesel Soot Particles, *Environ. Sci. Technol.*, 35, 2191–2199, 2001.

---

**Development of a  
detailed chemical  
mechanism  
(MCMv3.1)**C. Bloss et al.

---

Title Page

Abstract

Introduction

Conclusions

References

Tables

Figures

◀

▶

◀

▶

Back

Close

Full Screen / Esc

Print Version

Interactive Discussion

- Atkinson, R. and Aschmann, S. M.: Products of the gas-phase reactions of aromatic hydrocarbons: Effect of NO<sub>2</sub> concentration, *Int. J. Chem. Kinet.*, 26, 929–944, 1994.
- Bartolotti, L. J. and Edney, E. O.: Density-Functional Theory Derived Intermediates from the Oh Initiated Atmospheric Oxidation of Toluene, *Chem. Phys. Lett.*, 245(1), 119–122, 1995.
- 5 Bethel, H. L., Arey, J., and Atkinson, R.: Products of the OH radical-initiated reaction of 3-hexene-2,5-dione, *Environ. Sci. Technol.*, 35(22), 4477–4480, 2001.
- Bierbach, A., Barnes, I., Becker, K. H., and Wiesen, E.: Atmospheric Chemistry of Unsaturated Carbonyls – Butenedial, 4-Oxo-2-Pentalen, 3-Hexene-2,5-Dione, Maleic-Anhydride, 3h-Furan-2-One, and 5-Methyl-3h-Furan-2-One, *Environ. Sci. Technol.*, 28(4), 715–729, 1994.
- 10 Bloss, C., Wagner, V., Bonzanini, A., Jenkin, M. E., Wirtz, K., Martin-Reviejo, M., and Pilling, M. J.: Evaluation of detailed aromatic mechanisms (MCMv3 and MCMv3.1) against environmental chamber data, *Atmos. Chem. Phys. Discuss.*, accepted, 2004.
- Bröske, R., Kleffmann, J., and Wiesen, P.: Heterogeneous conversion of NO<sub>2</sub> on secondary organic aerosol surfaces: A possible source of nitrous acid (HONO) in the atmosphere?, *Atmos. Chem. Phys.*, 3, 469–474, 2003, SRef-ID: [1680-7324/acp/2003-3-469](https://doi.org/10.5194/acp/2003-3-469).
- 15 Calvert, J. G., Atkinson, R., Becker, K. H., Kamens, R. M., Seinfeld, J. H., Wallington, T. J., and Yarwood, G.: *The Mechanisms of Atmospheric Oxidation of Aromatic Hydrocarbons*, Oxford University Press, 2002.
- 20 Derwent, R. G., Jenkin, M. E., and Saunders, S. M.: Photochemical ozone creation potentials for a large number of reactive hydrocarbons under European conditions, *Atmos. Environ.*, 30(2), 181–199, 1996.
- Graedler, F. and Barnes, I.: Photolysis of Z/E-3-Hexenedione. EUPHORE Annual Report 1997, 148, 1997.
- 25 Grosjean, E. and Grosjean, D.: The reaction of unsaturated aliphatic oxygenates with ozone, *J. Atmos. Chem.*, 32(2), 205–232, 1999.
- Gutzwiller, L., Arens, F., Baltensperger, U., Gäggeler, H. W., and Ammann, M.: Significance of Semivolatile Diesel Exhaust Organics for Secondary HONO Formation, *Environ. Sci. Technol.*, 36, 677–682, 2002.
- 30 Hamilton, J. F., Lewis, A. C., Bloss, C., Wagner, V., Henderson, A. P., Golding, B. T., Wirtz, K., Martin-Reviejo, M., and Pilling, M. J.: Measurements of photo-oxidation products from the reaction of a series of alkyl-benzenes with hydroxyl radicals during EXACT using comprehensive gas chromatography, *Atmos. Chem. Phys.*, 3, 1999–2014, 2003,



**Development of a  
detailed chemical  
mechanism  
(MCMv3.1)**

C. Bloss et al.

Title Page

Abstract

Introduction

Conclusions

References

Tables

Figures

◀

▶

◀

▶

Back

Close

Full Screen / Esc

Print Version

Interactive Discussion

SRef-ID: [1680-7324/acp/2003-3-1999](#).

Jenkin, M. E., Saunders, S. M., Derwent, R. G., and Pilling, M. J.: Construction and application of a master chemical mechanism (MCM) for modelling tropospheric chemistry, Abstr. Pap. Am. Chem. Soc., 214, 116-COLL, 1997.

5 Jenkin, M. E., Saunders, S. M., Wagner, V., and Pilling, M. J.: Protocol for the development of the Master Chemical Mechanism, MCM v3 (Part B): tropospheric degradation of aromatic volatile organic compounds, Atmos. Chem. Phys., 3, 181–193, 2003,  
SRef-ID: [1680-7324/acp/2003-3-181](#).

10 Klotz, B., Volkamer, R., Hurley, M. D., Andersen, M. P. S., Nielsen, O. J., Barnes, I., Imamura, T., Wirtz, K., Becker, K. H., Platt, U., Wallington, T. J., and Washida, N.: OH-initiated oxidation of benzene – Part II. Influence of elevated NO<sub>x</sub> concentrations, Phys. Chem. Chem. Phys., 4(18), 4399–4411, 2002.

Kwok, E. S. C., Aschmann, S. M., Atkinson, R., and Arey, J.: Products of the gas-phase reactions of o-, m- and p-xylene with the OH radical in the presence and absence of NO<sub>x</sub>, J. Chem. Soc.-Faraday Trans., 93, 2847–2854, 1997.

15 Martin, P., Tuazon, E. C., Aschmann, S. M., Arey, J., and Atkinson, R.: Formation and atmospheric reactions of 4,5-dihydro-2-methylfuran, J. Phys. Chem. A, 106(47), 11 492–11 501, 2002.

Olariu, R.: Atmospheric Oxidation of Selected Aromatic Hydrocarbons, Doctoral Thesis, Bergische Universität Gesamthochschule Wuppertal, Wuppertal, 2001.

20 Olariu, R. I., Barnes, I., Becker, K. H., and Klotz, B.: Rate coefficients for the gas-phase reaction of OH radicals with selected dihydroxybenzenes and benzoquinones, Int. J. Chem. Kinet., 32(11), 696–702, 2000.

25 Olariu, R. I., Klotz, B., Barnes, I., Becker, K. H., and Mocanu, R.: FT-IR study of the ring-retaining products from the reaction of OH radicals with phenol, o-, m-, and p-cresol, Atmos. Envir., 36(22), 3685–3697, 2002.

Rea, G., Thuener, L. P., and Wenger, J.: Atmospheric Oxidation of Dimethylphenols, 8th European Symposium on Physico-Chemical Behaviour of Air Pollutants, Torino, Italy, 2001.

30 Saunders, S. M., Jenkin, M. E., Derwent, R. G., and Pilling, M. J.: Protocol for the development of the Master Chemical Mechanism, MCM v3 (Part A): tropospheric degradation of non-aromatic volatile organic compounds, Atmos. Chem. Phys., 3, 161–180, 2003,  
SRef-ID: [1680-7324/acp/2003-3-161](#).

Smith, D. F., Mclver, C. D., and Kleindienst, T. E.: Primary product distribution from the reaction



of hydroxyl radicals with toluene at ppb NOX mixing ratios, *J. Atmos. Chem.*, 30(2), 209–228, 1998.

Thuener, L. P., Rea, G., and Wenger, J.: Photolysis of butenedial and 4-oxo-2-pentenal, *EU-PHORE Annual Report 2001*, 2003a.

5 Volkamer, R.: A DOAS study on the oxidation mechanism of aromatic hydrocarbons under simulated atmospheric conditions, Dissertation, University of Heidelberg, Heidelberg, <http://www.dissertation.de>, 2001.

Volkamer, R., Platt, U., and Wirtz, K.: Primary and secondary glyoxal formation from aromatics: Experimental evidence for the bicycloalkyl-radical pathway from benzene, toluene, and p-  
10 xylene, *J. Phys. Chem. A*, 105(33), 7865–7874, 2001.

Volkamer, R., Klotz, B., Barnes, I., Imamura, T., Wirtz, K., Washida, N., Becker, K. H., and Platt, U.: OH-initiated oxidation of benzene – Part I. Phenol formation under atmospheric conditions, *Phys. Chem. Chem. Phys.*, 4(9), 1598–1610, 2002.

15 Wagner, V., Jenkin, M. E., Saunders, S. M., Stanton, J., Wirtz, K., and Pilling, M. J.: Modelling of the photooxidation of Toluene: conceptual ideas for validating detailed mechanisms, *Atmos. Chem. Phys.*, 3, 89–106, 2003, SRef-ID: [1680-7324/acp/2003-3-89](https://doi.org/10.5194/acp/2003-3-89).

Yu, J. Z. and Jeffries, H. E.: Atmospheric photooxidation of alkylbenzenes 2. Evidence of formation of epoxide intermediates, *Atmos. Envir.*, 31, 2281–2287, 1997.

---

**Development of a  
detailed chemical  
mechanism  
(MCMv3.1)**

C. Bloss et al.

---

Title Page

Abstract

Introduction

Conclusions

References

Tables

Figures

⏪

⏩

◀

▶

Back

Close

Full Screen / Esc

Print Version

Interactive Discussion

**Table 1.** Relative branching ratios assigned to OH-initiated oxidation routes to first generation products in MCMv3.1. Assigned as for MCMv3 (Jenkin et al., 2003) updated as detailed in the text to take into account newly available information (Volkamer et al., 2001, 2002; Olariu et al., 2002).

Hydrocarbon	H abstraction	1,2 OH addition		
		Phenolic	Peroxide-bicyclic	Epoxy-oxy <sup>a</sup>
benzene	–	0.53	0.35	0.12
toluene	0.07	0.18	0.65	0.1
ethylbenzene <sup>b</sup>	0.07	0.18	0.65	0.1
o-xylene	0.05	0.16	0.55	0.24
m-xylene	0.04	0.17	0.5	0.29
p-xylene	0.1	0.12	0.625	0.155
Propylbenzene <sup>b</sup>	0.07	0.18	0.65	0.1
i-propylbenzene <sup>b</sup>	0.07	0.18	0.65	0.1
1,2,3-trimethylbenzene	0.06	0.03	0.7	0.21
1,2,4-trimethylbenzene	0.06	0.03	0.61	0.3
1,3,5-trimethylbenzene	0.03	0.04	0.79	0.14
o-ethyltoluene <sup>c</sup>	0.05	0.16	0.55	0.24
m-ethyltoluene <sup>c</sup>	0.04	0.17	0.5	0.29
p-ethyltoluene <sup>c</sup>	0.1	0.12	0.625	0.155
1-ethyl-3,5-dimethylbenzene <sup>d</sup>	0.03	0.04	0.79	0.14
1,3-diethyl-5-methylbenzene <sup>d</sup>	0.03	0.04	0.79	0.14

<sup>a</sup> Epoxy-oxy route assigned balance of flux

<sup>b</sup> Based on data for toluene.

<sup>c</sup> Based on data for corresponding xylene

<sup>d</sup> Based on data for 1,3,5-trimethyl benzene

## Development of a detailed chemical mechanism (MCMv3.1)

C. Bloss et al.

Title Page

Abstract

Introduction

Conclusions

References

Tables

Figures

◀

▶

◀

▶

Back

Close

Full Screen / Esc

Print Version

Interactive Discussion

**Table 2.** Relative branching ratios assigned to OH initiated oxidation pathways of first generation phenolic products in MCMv3.1, assigned on the basis of product studies (Rea et al., 2001; Olariu et al., 2002) as detailed in the text.

Hydrocarbon	1,2-dihydroxyarene <sup>a</sup>	Phenoxy	Peroxide-bicyclic	
			Ring-open <sup>b</sup>	p-benzoquinone <sup>c</sup>
benzene	0.8	0.06	0.1	0.04
toluene	0.73	0.07	0.14	0.06
ethylbenzene	0.73	0.07	0.14	0.06
o-xylene	0.73	0.07	0.1	0.1
m-xylene	0.42	0.07	0.43	0.08
p-xylene	0.73	0.07	0.14	0.06
propylbenzene	0.73	0.07	0.14	0.06
i-propylbenzene	0.73	0.07	0.14	0.06
1,2,3-trimethylbenzene	0.73	0.07	0.2	0
1,2,4-trimethylbenzene	0.26	0.07	0.52	0.15
1,3,5-trimethylbenzene <sup>d</sup>	0	0.05	0.95	0
o-ethyltoluene	0.73	0.07	0.1	0.1
m-ethyltoluene	0.42	0.07	0.43	0.08
p-ethyltoluene	0.73	0.07	0.14	0.06
1-ethyl-3,5-dimethylbenzene <sup>d</sup>	0	0.05	0.95	0
1,3-diethyl-5-methylbenzene <sup>d</sup>	0	0.05	0.95	0

<sup>a</sup> Branching ratios in benzene and toluene systems based on measured yields, others as for toluene but adjusted to account for hydroxyarene isomers where 1,2-dihydroxyarene formation is not possible.

<sup>b</sup> Ring-open route assigned balance of flux.

<sup>c</sup> Branching ratios in benzene, toluene, m-xylene and o-xylene systems based on measured yields, others assigned by analogy but adjusted to account for hydroxyarene isomers where p-benzoquinone formation is not possible.

<sup>d</sup> Branching ratios as in MCMv3 as formation of 1,2-dihydroxyarene and p-benzoquinone prevented by arrangement of alkyl substituents.

## Development of a detailed chemical mechanism (MCMv3.1)

C. Bloss et al.

Title Page

Abstract

Introduction

Conclusions

References

Tables

Figures

◀

▶

◀

▶

Back

Close

Full Screen / Esc

Print Version

Interactive Discussion

**Development of a  
detailed chemical  
mechanism  
(MCMv3.1)**

C. Bloss et al.

**Table 3.** Initial concentrations employed in simulations of chamber experiments, concentrations measured before opening chamber to sunlight.

Date	Parent VOC	Initial Concentration (ppb)									Notes
		VOC	NO	NO <sub>2</sub>	HONO	O <sub>3</sub>	HCHO	HNO <sub>3</sub>	glyoxal	CO	
02/10/01	Butenedial	641	82.3	36.4	0.1 <sup>a</sup>	0.7	0.4	-	0.4	424	Photosmog experiments on subsets of toluene mechanism
04/07/02	Butenedial	243	122	0.9	1.1	0	0.1	0.6	0	610	
03/10/01	4-oxopentenal	303	162	23	1.5 <sup>a</sup>	0	0	1.2	0.5	390	
04/10/01	Cresol	297	23.5	22.6	65	0.1	0.7	0.7	0	384	
05/07/02	Toluene	6049	413	3.2	0.9	0	0.3	0.5	1.0	646	Experiments to maximise concentrations of intermediates
10/07/02	Toluene	4737	464	0.1	0.1	0.7	0	0	0	629	
12/07/02	Toluene	11233	501	2.1	0.2	0	0.4	0.1	0	556	

Title Page

Abstract

Introduction

Conclusions

References

Tables

Figures

⏪

⏩

◀

▶

Back

Close

Full Screen / Esc

Print Version

Interactive Discussion

**Development of a  
detailed chemical  
mechanism  
(MCMv3.1)**

C. Bloss et al.

**Table 4.** Measurement of ring-opening products in the toluene system during the EXACT-1 campaign (<LOD = concentration below limit of detection, NT = not targeted).

Putative intermediates in ring-opening pathways	GCXGC	GC-ECD
4-Oxo-2-pentenal	Detected	Detected
Butenedial	<LOD	Detected
$\alpha$ -Angelicalactone	Detected	Detected
2(5H)-Benzofuranone	<LOD	NT
Maleic anhydride	Detected	Detected
Methylmaleic anhydride	NT	Detected
6-Oxo-2,4-heptenal	<LOD	NT
2,3-Epoxybutanal	<LOD	NT
Number of unidentified signals	2	

Title Page

Abstract

Introduction

Conclusions

References

Tables

Figures

◀

▶

◀

▶

Back

Close

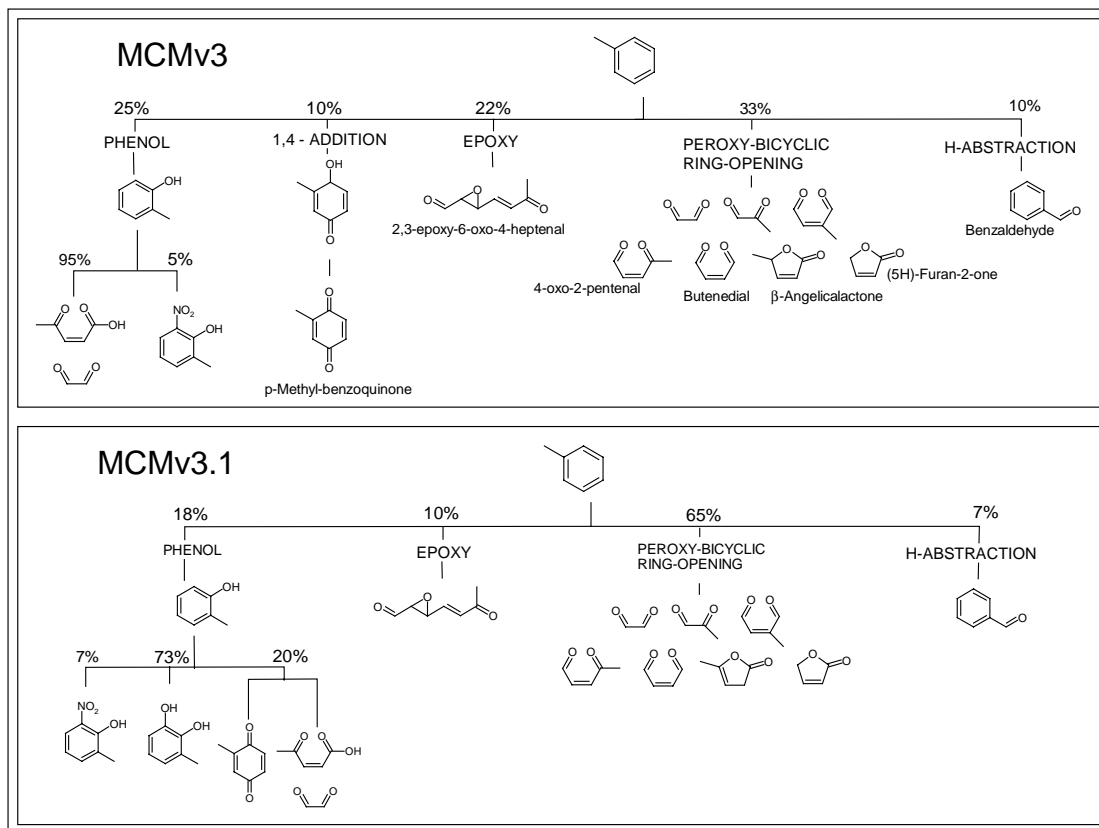
Full Screen / Esc

Print Version

Interactive Discussion

## Development of a detailed chemical mechanism (MCMv3.1)

C. Bloss et al.



**Fig. 1.** Schematic representations of toluene oxidation mechanisms. Upper panel MCMv3, lower panel MCMv3.1.

Title Page

Abstract

Introduction

Conclusions

References

Tables

Figures

◀

▶

◀

▶

Back

Close

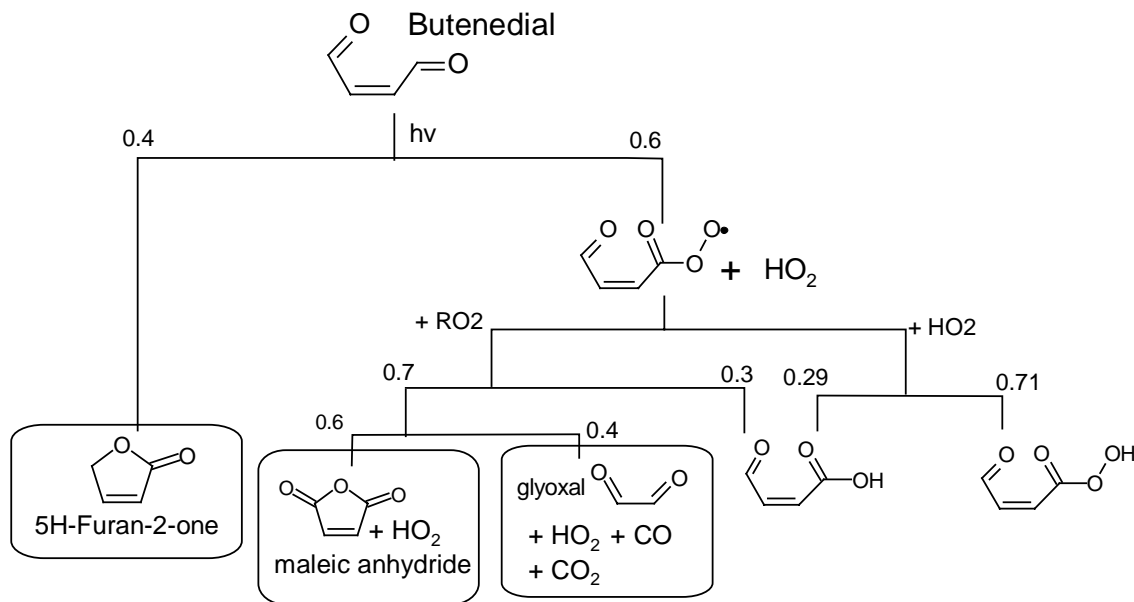
Full Screen / Esc

Print Version

Interactive Discussion

**Development of a  
detailed chemical  
mechanism  
(MCMv3.1)**

C. Bloss et al.



**Fig. 2.** Schematic representation of MCMv3.1 butenedial photolysis mechanism in the absence of  $NO_x$ .

Title Page

Abstract

Introduction

Conclusions

References

Tables

Figures

◀

▶

◀

▶

Back

Close

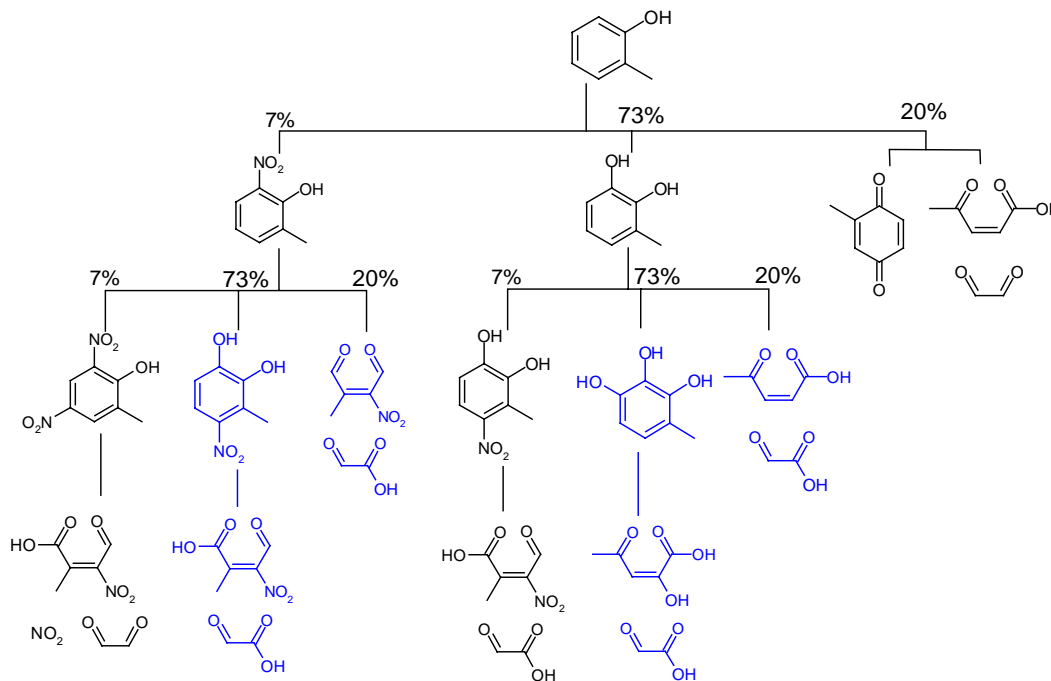
Full Screen / Esc

Print Version

Interactive Discussion

## Development of a detailed chemical mechanism (MCMv3.1)

C. Bloss et al.



**Fig. 3.** Schematic representation of OH initiated oxidation of cresol in MCMv3.1 and MCMv3.1a, pathways shown in blue are active only in MCMv3.1a.

Title Page

Abstract

Introduction

Conclusions

References

Tables

Figures

◀

▶

◀

▶

Back

Close

Full Screen / Esc

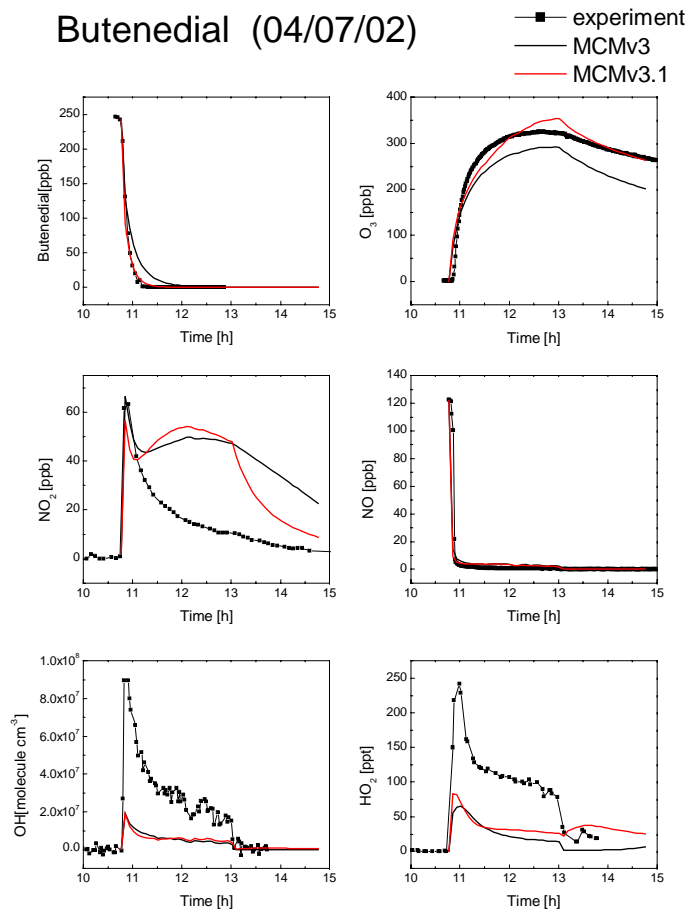
Print Version

Interactive Discussion



**Development of a  
detailed chemical  
mechanism  
(MCMv3.1)**

C. Bloss et al.



**Fig. 4.** Butenedial photo-smog experiment (4 July 2002) where the chamber was closed at 13:00 h; comparison of modelled and measured concentrations of parent compound, O<sub>3</sub>, NO<sub>x</sub> and HO<sub>x</sub>.

Title Page

Abstract

Introduction

Conclusions

References

Tables

Figures

◀

▶

◀

▶

Back

Close

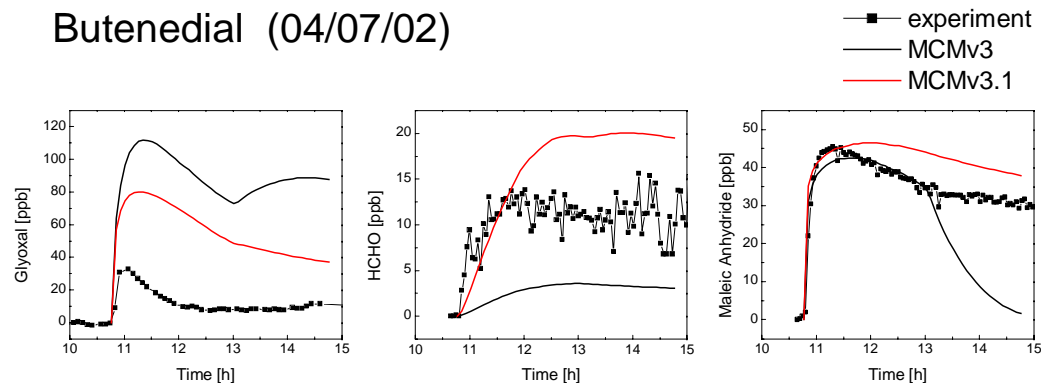
Full Screen / Esc

Print Version

Interactive Discussion

**Development of a  
detailed chemical  
mechanism  
(MCMv3.1)**

C. Bloss et al.



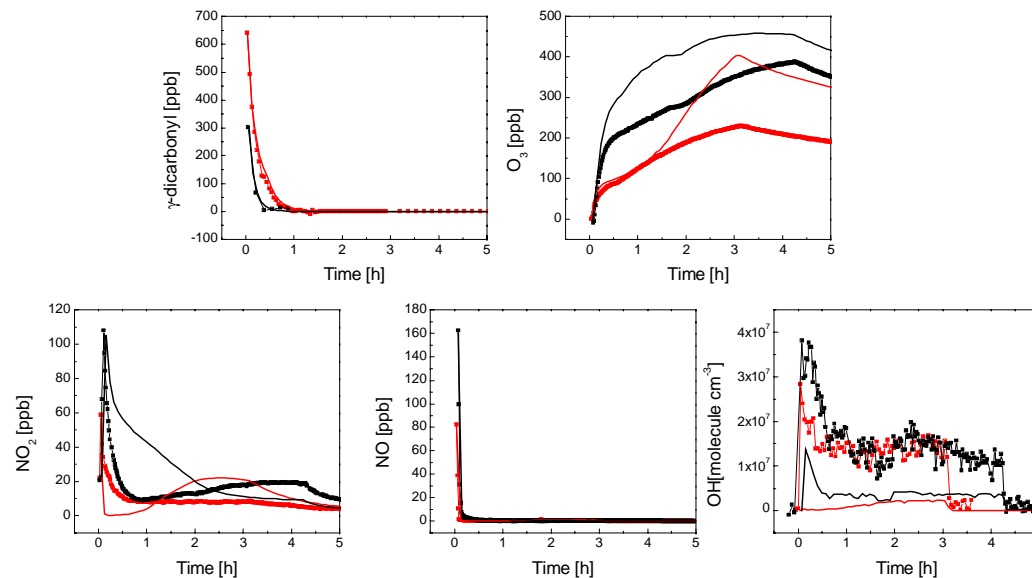
**Fig. 5.** Butenedial photostmog experiment (4 July 2002) where the chamber was closed at 13:00 h; comparison of modelled and measured concentrations of key intermediates.

[Title Page](#)[Abstract](#)[Introduction](#)[Conclusions](#)[References](#)[Tables](#)[Figures](#)[⏪](#)[⏩](#)[◀](#)[▶](#)[Back](#)[Close](#)[Full Screen / Esc](#)[Print Version](#)[Interactive Discussion](#)

**Development of a  
detailed chemical  
mechanism  
(MCMv3.1)**

C. Bloss et al.

- 02/10/01 - 4-oxo-2-pentenal (VOC/NO<sub>x</sub> = 1.6)  
—■— 03/10/01 - butenedial (VOC/NO<sub>x</sub> = 5.4)



**Fig. 6.**  $\gamma$ -Dicarbonyl photosmog experiments (2 and 3 October 2001); comparison of modelled (MCMv3.1) and measured concentrations of parent compound, O<sub>3</sub>, NO<sub>x</sub> and OH.

Title Page

Abstract

Introduction

Conclusions

References

Tables

Figures

◀

▶

◀

▶

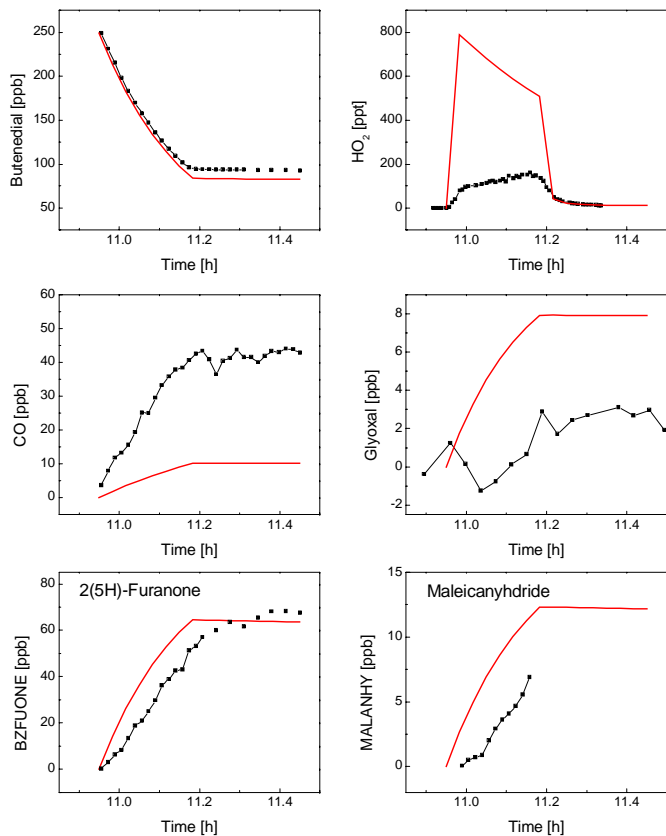
Back

Close

Full Screen / Esc

Print Version

Interactive Discussion



**Fig. 7.** Butenedial photolysis experiment in the absence of NO<sub>x</sub> (16 July 2002): comparison of modelled and measured concentrations of butenedial, HO<sub>2</sub>, and selected products.

**Development of a  
detailed chemical  
mechanism  
(MCMv3.1)**

C. Bloss et al.

Title Page

Abstract

Introduction

Conclusions

References

Tables

Figures

◀

▶

◀

▶

Back

Close

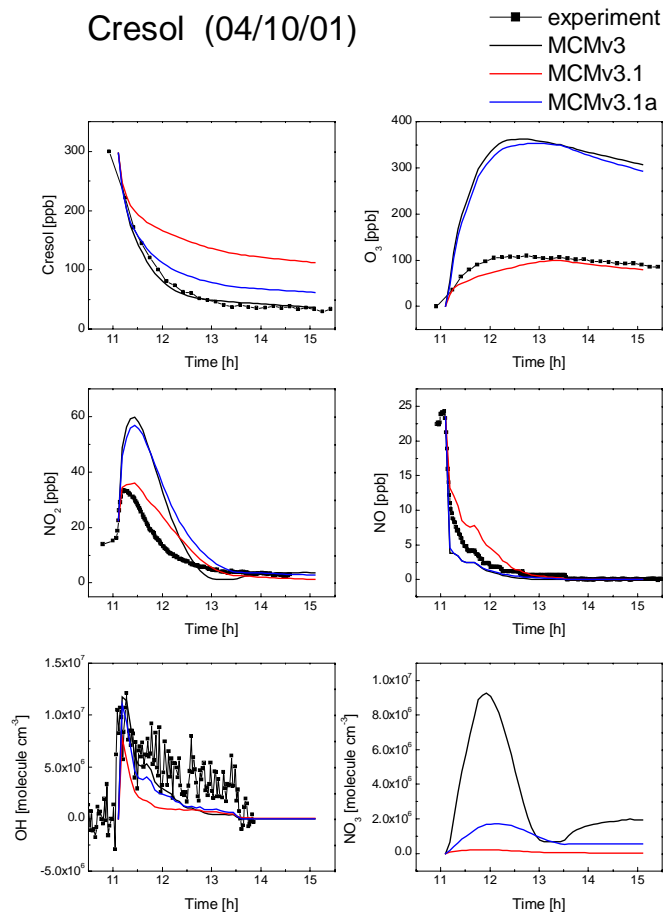
Full Screen / Esc

Print Version

Interactive Discussion

**Development of a  
detailed chemical  
mechanism  
(MCMv3.1)**

C. Bloss et al.



**Fig. 8.** Cresol photosmog experiment (4 October 2001); comparison of modelled and measured concentrations of cresol,  $O_3$ ,  $NO_x$  and OH with MCMv3, MCMv3.1 and MCMv3.1a (see text). Also shown are modelled concentrations of  $NO_3$ .

Title Page

Abstract

Introduction

Conclusions

References

Tables

Figures

◀

▶

◀

▶

Back

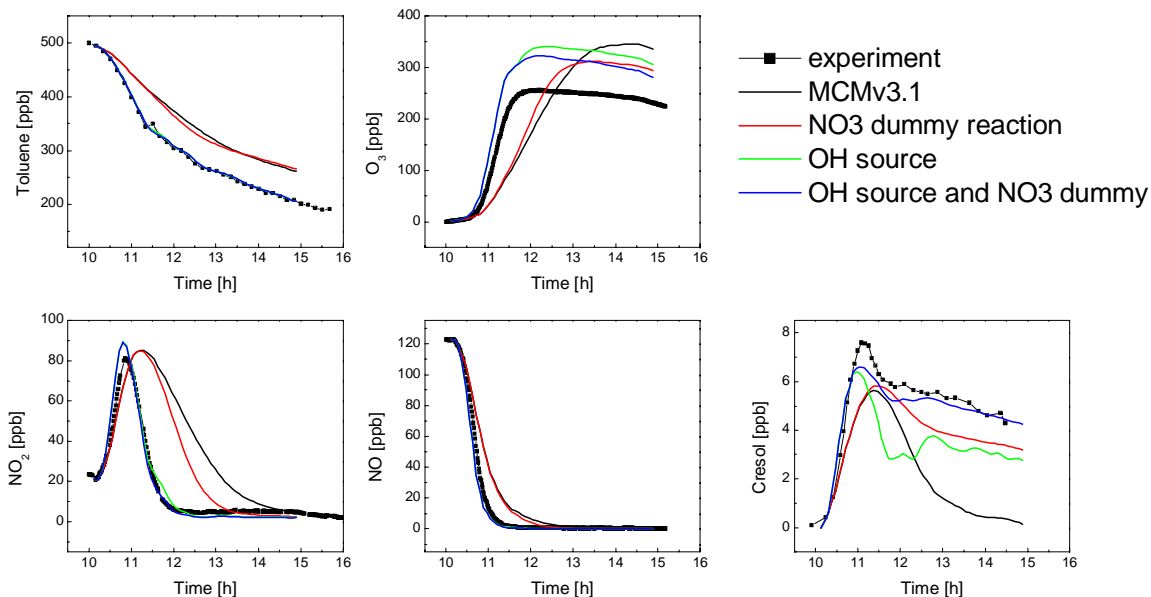
Close

Full Screen / Esc

Print Version

Interactive Discussion

## Toluene (27/09/01)



**Fig. 9.** Toluene experiment (27 September 2001); comparison between experimental and simulated concentration time-profiles for MCMv3.1, mechanism with a dummy NO<sub>3</sub> conversion to HO<sub>2</sub> included and mechanisms with artificial OH source added in order to reproduce toluene loss.

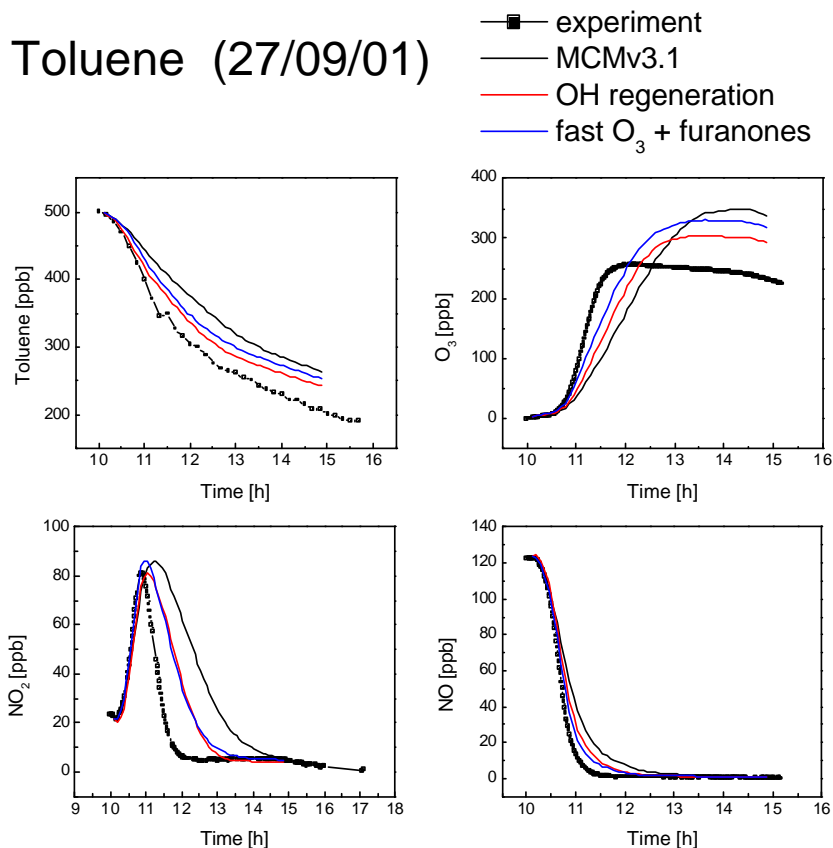
**Development of a  
detailed chemical  
mechanism  
(MCMv3.1)**

C. Bloss et al.

[Title Page](#)[Abstract](#)[Introduction](#)[Conclusions](#)[References](#)[Tables](#)[Figures](#)[◀](#)[▶](#)[◀](#)[▶](#)[Back](#)[Close](#)[Full Screen / Esc](#)[Print Version](#)[Interactive Discussion](#)

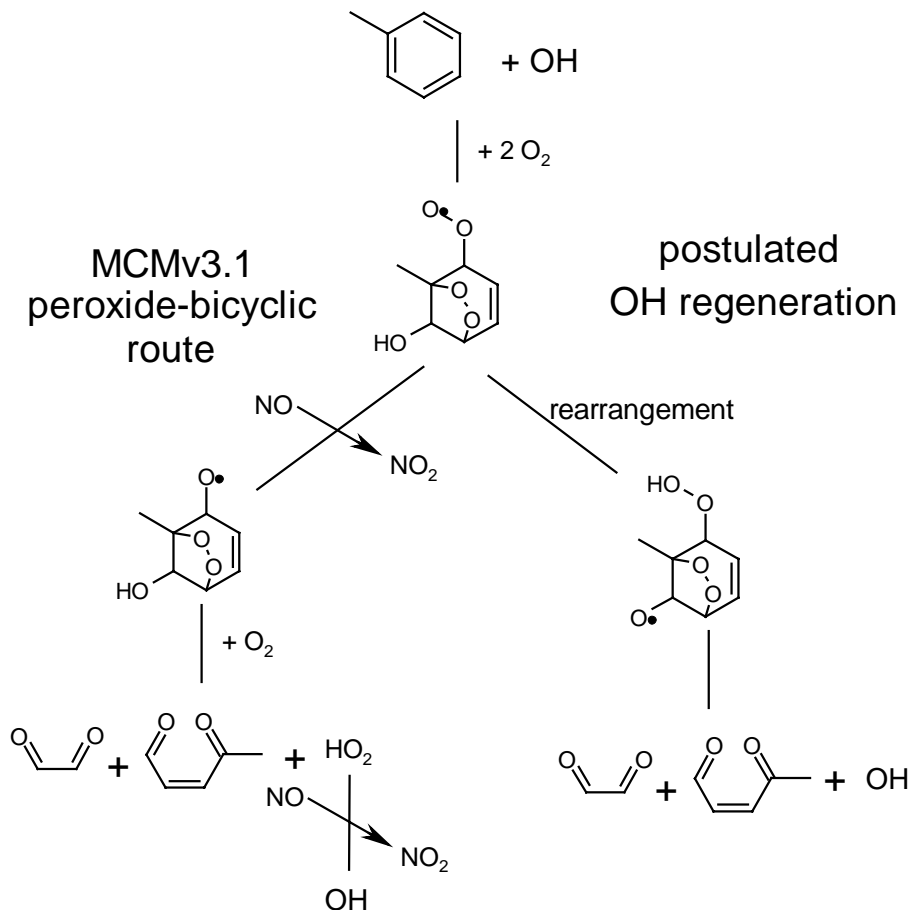
Development of a  
detailed chemical  
mechanism  
(MCMv3.1)

C. Bloss et al.



**Fig. 10.** Toluene experiment (27 September 2001); comparison between experimental and simulated concentration time-profiles for MCMv3.1 (black), a mechanism including a speculative OH regeneration mechanism in the peroxide-bicyclic route (red), and the MCMv3.1 mechanism but with rate coefficients for O<sub>3</sub> + furanones of  $3.5 \times 10^{-15} \text{ cm}^3 \text{ molecule}^{-1} \text{ s}^{-1}$  (blue).

[Title Page](#)[Abstract](#)[Introduction](#)[Conclusions](#)[References](#)[Tables](#)[Figures](#)[◀](#)[▶](#)[◀](#)[▶](#)[Back](#)[Close](#)[Full Screen / Esc](#)[Print Version](#)[Interactive Discussion](#)



**Fig. 11.** Schematic of MCMv3.1 peroxide bicyclic route for toluene oxidation and postulated OH regeneration pathway.

**Development of a detailed chemical mechanism (MCMv3.1)**

C. Bloss et al.

Title Page

Abstract

Introduction

Conclusions

References

Tables

Figures

◀

▶

◀

▶

Back

Close

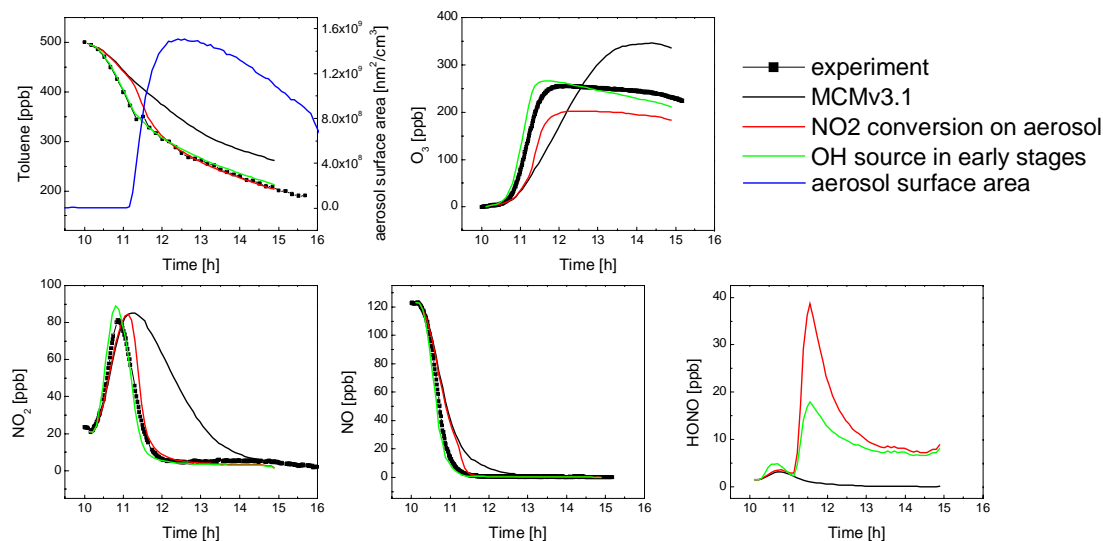
Full Screen / Esc

Print Version

Interactive Discussion



## Toluene (27/09/01)



**Fig. 12.** Toluene experiment (27 September 2001); comparison between experimental and simulated concentration time-profiles for MCM3.1 and mechanisms including a conversion of NO<sub>2</sub> to HONO on the aerosol surface. The measured aerosol surface area as a function of time is shown in blue.

**Development of a detailed chemical mechanism (MCMv3.1)**

C. Bloss et al.

[Title Page](#)[Abstract](#)[Introduction](#)[Conclusions](#)[References](#)[Tables](#)[Figures](#)[⏪](#)[⏩](#)[◀](#)[▶](#)[Back](#)[Close](#)[Full Screen / Esc](#)[Print Version](#)[Interactive Discussion](#)