



**HAL**  
open science

## Atmospheric pseudohalogen chemistry

D. J. Lary

► **To cite this version:**

D. J. Lary. Atmospheric pseudohalogen chemistry. Atmospheric Chemistry and Physics Discussions, 2004, 4 (5), pp.5381-5405. hal-00301426

**HAL Id: hal-00301426**

**<https://hal.science/hal-00301426>**

Submitted on 18 Jun 2008

**HAL** is a multi-disciplinary open access archive for the deposit and dissemination of scientific research documents, whether they are published or not. The documents may come from teaching and research institutions in France or abroad, or from public or private research centers.

L'archive ouverte pluridisciplinaire **HAL**, est destinée au dépôt et à la diffusion de documents scientifiques de niveau recherche, publiés ou non, émanant des établissements d'enseignement et de recherche français ou étrangers, des laboratoires publics ou privés.

**Atmospheric  
pseudohalogen  
chemistry**

D. J. Lary

# Atmospheric pseudohalogen chemistry

**D. J. Lary**<sup>1,2,3</sup>

<sup>1</sup>Global Modelling and Assimilation Office, NASA Goddard Space Flight Center, Greenbelt, MD, USA

<sup>2</sup>GEST at the University of Maryland Baltimore County, Baltimore, MD, USA

<sup>3</sup>Unilever Cambridge Centre, Dep. of Chemistry, University of Cambridge, Cambridge, UK

Received: 29 July 2004 – Accepted: 1 September 2004 – Published: 16 September 2004

Correspondence to: D. J. Lary (david.lary@umbc.edu)

Title Page

Abstract

Introduction

Conclusions

References

Tables

Figures

⏪

⏩

◀

▶

Back

Close

Full Screen / Esc

Print Version

Interactive Discussion

© EGU 2004

## Abstract

There are at least three reasons why hydrogen cyanide is likely to be significant for atmospheric chemistry. The first is well known, HCN is a product and marker of biomass burning. However, if a detailed ion chemistry of lightning is considered then it is almost certain than in addition to lightning producing  $\text{NO}_x$ , it also produces  $\text{HO}_x$  and HCN. Unlike  $\text{NO}_x$  and  $\text{HO}_x$ , HCN is long-lived and could therefore be a useful marker of lightning activity. Observational evidence is considered to support this view. Thirdly, the chemical decomposition of HCN leads to the production of small amounts of CN and NCO. NCO can be photolyzed in the visible portion of the spectrum yielding N atoms. The production of N atoms is significant as it leads to the titration of nitrogen from the atmosphere via  $\text{N} + \text{N} \rightarrow \text{N}_2$ . Normally the only modelled source of N atoms is NO photolysis which happens largely in the UV Schumann-Runge bands. However, NCO photolysis occurs in the visible and so could be involved in titration of atmospheric nitrogen in the lower stratosphere and troposphere. HCN emission inventories are worthy of attention. The CN and NCO radicals have been termed pseudohalogens since the 1920s. They are strongly bound, univalent, radicals with an extensive and varied chemistry. The products of the atmospheric oxidation of HCN are NO, CO and  $\text{O}_3$ .  $\text{N} + \text{CH}_4$  and  $\text{N} + \text{CH}_3\text{OH}$  are found to be important sources of HCN. Including the pseudohalogen chemistry gives a small increase in ozone and total reactive nitrogen ( $\text{NO}_y$ ).

## 1. Introduction

Since the discovery of the Antarctic ozone hole by Farman et al. (1985) the importance of halogen radicals in determining the concentrations of atmospheric ozone has been clearly demonstrated. However, it was only in the mid 1970s that the halogen radicals were first recognized as a potential threat to ozone. In like manner, there may be other radicals which play a role in ozone photochemistry. There are many natural and anthropogenic sources of compounds containing CN which can be released into the

## Atmospheric pseudohalogen chemistry

D. J. Lary

Title Page

Abstract

Introduction

Conclusions

References

Tables

Figures

◀

▶

◀

▶

Back

Close

Full Screen / Esc

Print Version

Interactive Discussion

atmosphere. Many CN reactions are already considered when studying combustion chemistry and interstellar clouds. This paper considers their importance in our own atmosphere.

## 1.1. Properties

5 HCN (also called formonitrile) is a highly volatile, colorless, and extremely poisonous liquid (boiling point 26°C, freezing point -14°C). A solution of hydrogen cyanide in water is called hydrocyanic acid, or prussic acid. It was discovered in 1782 by the Swedish chemist, Carl Wilhelm Scheele, who prepared it from the pigment Prussian blue ([Britannica, 2003](#)).

## 10 1.2. Observations

It is surprising that HCN is so often overlooked as it has been observed on numerous occasions over the last two decades ([Yokelson et al., 2003](#); [Singh et al., 2003](#); [Zhao et al., 2002](#); [Rinsland et al., 2001, 2000](#); [Zhao et al., 2000](#); [Rinsland et al., 1999](#); [Bradshaw et al., 1998](#); [Rinsland et al., 1998a,b](#); [Schneider et al., 1997](#); [Mahieu et al., 1997](#); [Rinsland et al., 1996](#); [Notholt et al., 1995](#); [Mahieu et al., 1995](#); [Toon et al., 1992b,a](#); [Kopp, 1990](#); [Jaramillo et al., 1989](#); [Zander, 1988](#); [Carli and Park, 1988](#); [Jaramillo et al., 1988](#); [Abbas et al., 1987](#); [Smith and Rinsland, 1985](#); [Coffey et al., 1981](#)). Recently it has sometimes been considered as an “interference” for NO<sub>y</sub> observations, for example, [Bradshaw et al. \(1998\)](#); [Thompson et al. \(1997\)](#); [Kliner et al. \(1997\)](#). However, regarding it as an “interference” overlooks its potential importance in atmospheric chemistry, particularly as [Cicerone and Zellner \(1983\)](#) deduced that HCN has a very long residence time against rainout.

Figure 1 shows all the HCN observations made by the Atmospheric Trace Molecule Spectroscopy Experiment (ATMOS) on the missions ATLAS-1, ATLAS-2, and ATLAS-3 ([Rinsland et al., 1998a,b, 1996](#)) together with a typical mid-latitude NO<sub>y</sub> profile. In the upper troposphere and lower stratosphere the HCN abundance is comparable to the

Title Page

Abstract

Introduction

Conclusions

References

Tables

Figures

◀

▶

◀

▶

Back

Close

Full Screen / Esc

Print Version

Interactive Discussion

NO<sub>y</sub> present and should not be neglected. It is tantalizing that some of the tropical vertical profiles seem to have a large peak in HCN close to the tropopause which may be produced by lightning in regions of strong convective activity.

### 1.3. Likely sources

5 HCN is produced by biomass burning (Lobert et al., 1990; Hurst et al., 1994b; Yokelson et al., 1997b; Holzinger et al., 1999; Rinsland et al., 1999, 2000; Barber et al., 2003; Li et al., 2003; Singh et al., 2003; Yokelson et al., 2003) since nitrogen in plant material is mostly present as amino acids and upon combustion this nitrogen is emitted as a variety of compounds including NH<sub>3</sub>, NO, NO<sub>2</sub>, N<sub>2</sub>O, organic nitriles and nitrates  
10 (Holzinger et al., 1999; Yokelson et al., 1997a; Lee and Atkins, 1994; Hurst et al., 1994b,a; Kuhlbusch et al., 1991). There are many naturally occurring substances yielding cyanide in their seeds, such as the pit of the wild cherry. It usually occurs in combination with plant sugars. The tuberous edible plant of the spurge family called cassava (also known as manioc, mandioc, or yuca) were used by primitive peoples to  
15 produce HCN for poison darts and arrows. HCN is produced by other plants, bacteria and fungi.

In addition, aliphatic-amines are produced from animal husbandry and may be a source of HCN (Schade and Crutzen, 1995). Schade and Crutzen (1995) measured the emissions of volatile aliphatic amines and ammonia produced by the manure of  
20 beef cattle, dairy cows, swine, laying hens and horses in livestock buildings. The amine emissions consisted almost exclusively of the three methylamines and correlated with those of ammonia. Schade and Crutzen (1995) showed possible reaction pathways for atmospheric methylamines. These included the speculative but possible production of HCN.

25 There are many anthropogenic sources of compounds containing CN which can be released into the atmosphere. Cyanides are used in a variety of chemical processes including fumigation, case hardening of iron and steel, electroplating and in the concentration of ores. Hydrogen cyanide is a highly volatile and extremely poisonous gas

Title Page

Abstract

Introduction

Conclusions

References

Tables

Figures

◀

▶

◀

▶

Back

Close

Full Screen / Esc

Print Version

Interactive Discussion

**Atmospheric  
pseudohalogen  
chemistry**

D. J. Lary

Title Page

Abstract

Introduction

Conclusions

References

Tables

Figures

◀

▶

◀

▶

Back

Close

Full Screen / Esc

Print Version

Interactive Discussion

© EGU 2004

that is used in fumigation, ore concentration, and various other industrial processes. Cyanogen, or oxalonitrile,  $(\text{CN})_2$ , is also used as a chemical intermediate and a fumigant. Hydrogen cyanide is used to prepare polyacrylonitrile fibres (known by the generic name of acrylic) synthetic rubber, plastics, and in gas masers to produce a wavelength of 3.34 mm (Britannica, 2003). Acrylic fibres are spun from polymers consisting of at least 85% by weight of acrylonitrile units produced from ethylene oxide and hydrocyanic acid.

Hydrogen cyanide is a combustion product which is a human hazard during domestic and industrial fires. Some catalytic converters in bad repair can produce large amounts of Hydrogen cyanide. Hydrogen cyanide is produced in large quantities for laboratory and commercial use by three principal methods: Treatment of sodium cyanide with sulphuric acid, catalytic oxidation of a methane-ammonia mixture, and decomposition of formamide ( $\text{HCONH}_2$ ).

We suggest that it is timely to compile HCN emission inventories.

It is interesting to note that the atmospheric measurements of HCN reported by Zander (1988) gave a mixing ratio for HCN in the Southern Hemisphere which was approximately 5% higher than that for the Northern Hemisphere. This may be due to biomass burning. It seems that in addition to HCN being a marker of biomass burning it is also a marker for lightning.

#### 1.4. HCN, $\text{HO}_x$ and lightning

Emissions from CN radicals are occasionally observed from lightning disturbed air (Cicerone and Zellner, 1983). In the atmosphere of Jupiter HCN is present with a concentration of about 2 ppbv and is thought to be produced by lightning in the convective regions of Jupiter's atmosphere (Britannica, 2003; Borucki et al., 1988, 1991). On Titan HCN is also thought to be produced by lightning (Borucki et al., 1988). It may well be that lightning is a significant source of HCN, particularly due to its resistance to uptake by aqueous media.

Lightning produces large scale ionisation in the atmosphere with temperatures of

Atmospheric  
pseudohalogen  
chemistry

D. J. Lary

Title Page

Abstract

Introduction

Conclusions

References

Tables

Figures

◀

▶

◀

▶

Back

Close

Full Screen / Esc

Print Version

Interactive Discussion

© EGU 2004

around 30 000 K produced within a few microseconds. Both the ionisation and high temperatures are significant for atmospheric chemistry, and the full implications are usually completely overlooked, with attention paid almost exclusively to  $\text{NO}_x$ . Ionisation produced by cosmic rays and precipitating particles is well known to produce  $\text{NO}_x$  and  $\text{HO}_x$  (Brasseur and Solomon, 1987). The ionisation associated with lightning is between six and fifteen orders of magnitude greater than that associated with cosmic rays (Boldi, 1992). It is therefore likely that elevated  $\text{HO}_x$  should be associated with lightning (Hill, 1992). This has been both calculated (Boldi, 1992) and hinted at by observations of elevated  $\text{HO}_x$  in the vicinity of convective outflow (Jaegle et al., 1999). Calculations suggest that there is a 5–6% increase in global lightning for every  $1^\circ\text{C}$  of warming (Price and Rind, 1994), so if there is a lightning source of  $\text{HO}_x$  global warming could lead to a significant change in the oxidizing capacity of the atmosphere due to lightning produced  $\text{HO}_x$  alone.

Equilibrium thermodynamic calculations (Boldi, 1992) show that for the conditions associated with a lightning strike in the terrestrial atmosphere we would expect between 0.7 to 1 ppbv of HCN. If HCN is produced by lightning, then in the surrounding air we would simultaneously expect elevated concentrations of both  $\text{NO}_x$  and  $\text{NO}_y$ . This is exactly what ATMOS observed (ATMOS). For example, around a thousand observations of HCN were made during November 1994 as part of ATLAS3 (ATMOS). Among these observations there were six anomalously high HCN observations of greater than 0.7 ppbv, for which elevated concentrations of both  $\text{NO}_x$  and  $\text{NO}_y$  were also observed. If one plots a scatter diagram of the HCN against  $\text{NO}_x$  concentrations (Fig. 2), we find that there is a strong correlation between HCN and  $\text{NO}_x$  for high HCN concentrations. This corresponds to the air parcels that have probably recently encountered lightning. There is not a strong correlation for the lower HCN and  $\text{NO}_x$  concentrations as  $\text{NO}_x$  and HCN are not in chemical equilibrium.

There are several satellites which observe global lightning, but these had not been launched at the time of the last ATMOS mission. However, for the six locations with HCN concentrations greater than 0.7 ppbv visible satellite images show cloud cover

---

**Atmospheric  
pseudohalogen  
chemistry**D. J. Lary

---

Title Page

Abstract

Introduction

Conclusions

References

Tables

Figures

◀

▶

◀

▶

Back

Close

Full Screen / Esc

Print Version

Interactive Discussion

© EGU 2004

as do the NCEP analyses (NCEP). Each of the six locations were in a coastal region or over land which is where most lightning activity occurs. The vertical structure of the HCN profile may provide a good test for the hypothesis that HCN is produced by lightning. During thunderstorms we expect a “C” shaped  $\text{NO}_x$  profile (Pickering et al., 1998), and so should also expect a “C” shaped HCN profile with enhanced HCN in the region between 5 and 14 km.

### 1.5. Previous modelling work

The only previous modelling studies of atmospheric HCN appear to be those of Cicerone and Zellner (1983); Brasseur et al. (1985); Li et al. (2003); Singh et al. (2003) who considered the earth’s current atmosphere and the studies of Zahnle (1986a,b) who presented a study of the likely HCN chemistry in the earth’s early atmosphere. Cicerone and Zellner (1983) identified the major atmospheric losses of HCN. Li et al. (2003) and Singh et al. (2003) showed that the main HCN loss is due to oceanic uptake.

This study expands the previous work by considering many N, CN and NCO reactions which are known to be important in flame chemistry. These reactions are considered for conditions relevant to the current atmosphere. Including these reactions provides additional sources of HCN, not included by Cicerone and Zellner (1983); Brasseur et al. (1985), and some of which were not included by Zahnle (1986a,b) either. HCN photolysis is shown to be a minor loss for HCN.

## 2. Reasons to consider HCN

Before systematically examining atmospheric  $\text{CN}_x$  chemistry let us examine at least three reasons why we should consider atmospheric HCN chemistry.



[Title Page](#)[Abstract](#)[Introduction](#)[Conclusions](#)[References](#)[Tables](#)[Figures](#)[◀](#)[▶](#)[◀](#)[▶](#)[Back](#)[Close](#)[Full Screen / Esc](#)[Print Version](#)[Interactive Discussion](#)

© EGU 2004

## 2.1. Abundance

Figure 1 shows that in the upper troposphere and lower stratosphere the HCN abundance is comparable to the  $\text{NO}_y$  present.

## 2.2. Tracer

5 HCN is a long lived, low solubility (Cicerone and Zellner, 1983) gas. If as it seems HCN is produced by lightning (Britannica, 2003; Cicerone and Zellner, 1983; Borucki et al., 1988, 1991) then as it is not rained out it may well prove to be an effective tracer of lightning activity. Such a marker could be extremely valuable to complement observations (Huntrieser et al., 1998; Kawakami et al., 1997; Hauf et al., 1995).

## 10 2.3. N atom source

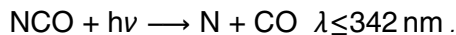
The main stratospheric sink of  $\text{NO}_y$  is the reaction of N with NO



with the main source of N atoms generally accepted to be the photolysis of NO



15 However, the photolysis of NCO is also a source of N atoms. The rate of N production due to NCO photolysis is calculated to be faster than that due to NO photolysis below about 10 km.

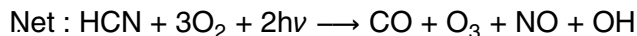


20 Consequently, when pseudohalogen chemistry is included in the model there is a significant increase (more than an order of magnitude) in the N atom concentration below 10 km (Fig. 4).

### 3. Atmospheric CN<sub>x</sub> chemistry

Let us now consider the HCN chemistry depicted in Fig. 3 as simulated using the extensively validated AutoChem model (Lary et al., 1995; Fisher and Lary, 1995; Lary, 1996; Lary et al., 2003). The model is explicit and uses the adaptive-timestep, error monitoring, Stoer and Bulirsch (1980) time integration scheme designed by Press et al. (1992) for stiff systems of equations. Photolysis rates are calculated using full spherical geometry and multiple scattering (Anderson, 1983; Lary and Pyle, 1991a,b; Meier et al., 1982; Nicolet et al., 1982) corrected after Becker et al. (2000). The photolysis rate used for each time step is obtained by ten point Gaussian-Legendre integration (Press et al., 1992). In this study the model described a total of 49 species including CN, NCO and HCN. The model kinetic data is based on DeMore et al. (2000) with the cyanide reactions coming from a variety of sources.

The eventual fate of most HCN released into the atmosphere is NO. Since HCN has a long lifetime against rainout (Cicerone and Zellner, 1983), whereas NO<sub>x</sub> does not, HCN can be transported from the regions where it is emitted and slowly release NO<sub>x</sub> away from the source regions. The net effect of HCN oxidation is summarized by the following reaction sequence shown in the following:



Therefore including HCN chemistry provides a small additional source of NO<sub>x</sub>, O<sub>3</sub> and

Title Page

Abstract

Introduction

Conclusions

References

Tables

Figures

◀

▶

◀

▶

Back

Close

Full Screen / Esc

Print Version

Interactive Discussion

CO. If there is a heterogeneous conversion (oxidation) of HCN then it may be more important than described here, particularly in the upper troposphere.

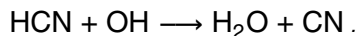
### 3.1. HCN

Figure 1 shows the observed HCN profiles from ATMOS. Cicerone and Zellner (1983) and Brasseur et al. (1985) were able to reproduce the tropospheric portion of the profile but not the stratospheric portion. They suggested that the discrepancy may be due to an inappropriate OH concentration or HCN photolysis rate. The HCN photolysis rate calculated by assuming HCN has the same absorption cross-section as HCl will be too fast as Herzberg and Innes (1957) report a predissociation limit of 179 nm for HCN, which means that the HCN photolysis rate is very small. This is confirmed by the calculations of Huebner et al. (1992).

Another likely possibility for the discrepancy is in-situ atmospheric production of HCN. Such production can occur by several routes, most of which are very slow as they involve the CN radical which is quickly removed by reaction with O<sub>2</sub>. For this reason, an effective production will probably not involve CN. Zahnle (1986a) included the production of HCN caused by the reaction of N with CH<sub>2</sub> and CH<sub>3</sub>. Since CH<sub>2</sub> is produced mainly by Lyman- $\alpha$  CH<sub>4</sub> photolysis, this source of HCN will be small in the troposphere and stratosphere (these source are included in the model). The reaction of N with CH<sub>4</sub> is the most important source of HCN in the model, and has a noticeable effect on the calculated HCN concentration above 25 km. It was not included by Cicerone and Zellner (1983); Brasseur et al. (1985); Zahnle (1986a,b). The rate constant was measured by Takahashi (1972) at 298 K with N<sub>2</sub> as the bath gas as  $2.5 \times 10^{-14}$  molecules<sup>-1</sup> cm<sup>3</sup> s<sup>-1</sup>.



Ocean uptake is the dominant sink for HCN (Singh et al., 2003; Li et al., 2003). The main atmospheric loss of HCN is reaction with OH.



Title Page

Abstract

Introduction

Conclusions

References

Tables

Figures

⏪

⏩

◀

▶

Back

Close

Full Screen / Esc

Print Version

Interactive Discussion

[Title Page](#)
[Abstract](#)
[Introduction](#)
[Conclusions](#)
[References](#)
[Tables](#)
[Figures](#)
[◀](#)
[▶](#)
[◀](#)
[▶](#)
[Back](#)
[Close](#)
[Full Screen / Esc](#)
[Print Version](#)
[Interactive Discussion](#)

© EGU 2004

If the HCl cross-section is used to calculate the HCN photolysis rate as was done by Cicerone and Zellner (1983) and Brasseur et al. (1985) then above 35 km photolysis is the most important loss of HCN. However, Herzberg and Innes (1957) report a predissociation limit of  $55\,900\text{ cm}^{-1}$ , 179 nm. This means that *no* photolysis would occur in the important UV window and HCN photolysis is very slow.



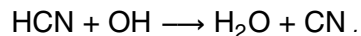
There is also a minor loss due to reaction with  $\text{O}(^3\text{P})$  and  $\text{O}(^1\text{D})$  (Fig. 4).



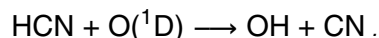
### 3.2. The cyanide radical, CN

In the sunlit atmosphere CN is in photochemical equilibrium. CN has a very short lifetime because of the very fast reaction of CN with  $\text{O}_2$ . The lifetime varies between about 10 ns and 60  $\mu\text{s}$ . The calculated CN profile is shown in Fig. 4.

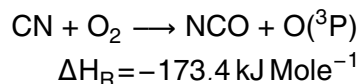
The most important production channel for CN in the model km is



The reaction is slightly endothermic at 298 K, however, the reverse reaction is not a significant source of HCN. In the upper atmosphere the reaction of HCN with  $\text{O}(^1\text{D})$  and HCN photolysis each contribute a few percent to the overall production of CN.



The main loss of CN at all altitudes in the model is the rapid reaction of CN with  $\text{O}_2$  which has two channels



branching ratio=0.94

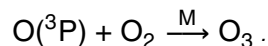
→ CO + NO

$\Delta H_R = -455.6 \text{ kJ Mole}^{-1}$

branching ratio=0.06 .

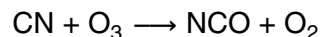
(14)

- 5 The branching ratio quoted was determined by [Schmatjko and Wolfrum \(1978\)](#). In the laboratory [Basco \(1965\)](#) found that there was a production of ozone due to the first channel of this reaction in an excess of oxygen because it can be followed by



- 10 Such a production of  $\text{O}_3$  does occur in the model to a very small extent, but it is only a small source of  $\text{O}_3$  as the CN radicals are present in such small concentrations. In addition, the NO formed can then take part in catalytic destruction of  $\text{O}_3$ .

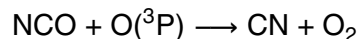
Since CN is a pseudohalogen it might be expected that, like the halogens, it could take part in the catalytic destruction of ozone, for example



- 15  $\Delta H_R = -565.4 \text{ kJ Mole}^{-1}$

(15)

(16)



$\Delta H_R = 173.4 \text{ kJ Mole}^{-1}$

(17)

- 20 Net :  $\text{O}_3 + \text{O}(^3\text{P}) \longrightarrow \text{O}_2 + \text{O}_2$

Clearly the important difference between the pseudo-halogen CN and halogens such as Cl and Br, involved in stratospheric ozone destruction, is the very marked difference in their reactions with  $\text{O}_2$ . Chlorine and bromine form weakly bound peroxides on reaction with  $\text{O}_2$

- 25  $\text{Cl} + \text{O}_2 + \text{M} \leftrightarrow \text{ClOO} + \text{M}$

(18)

## Atmospheric pseudohalogen chemistry

D. J. Lary

Title Page

Abstract

Introduction

Conclusions

References

Tables

Figures

◀

▶

◀

▶

Back

Close

Full Screen / Esc

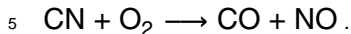
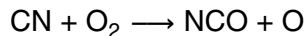
Print Version

Interactive Discussion

© EGU 2004



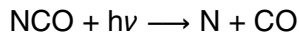
which rapidly decompose to give back the halogen, whereas CN reacts rapidly with O<sub>2</sub>, as we have mentioned previously



Yielding primarily NCO and O. If Cl or Br atoms reacted with O<sub>2</sub> in a similar way to CN, there would be no ozone loss. So the CN radical behaves in a crucially, very different manner to the halogens, preventing it from participating in an efficient ozone loss cycle.

10 The reaction CN+O<sub>3</sub> is thermodynamically very favorable but its rate constant has not been determined. The NCO+O reaction to give CN as a product occurs in flames (Tsang, 1992). This reaction is endothermic at room temperature by 173 KJ/Mole. So this reaction has not been included in the reaction scheme. Consequently, with the current chemical scheme the only way to convert the NCO formed by the reaction of CN with O<sub>3</sub> back to CN is via HCN photolysis. Since HCN has a lifetime of about  
15 5 months (Singh et al., 2003; Li et al., 2003) and HCN photolysis is extremely slow this is not an effective loss of O<sub>3</sub>.

The CN+O<sub>2</sub> reaction has a second channel which produces CO+NO and so can either enhance the NO/NO<sub>2</sub> catalytic cycle, or enhance the production of odd oxygen if it is followed by the formation and photolysis of NO<sub>2</sub>. Unlike the photolysis of NO<sub>2</sub> or  
20 ClO, the photolysis of NCO, does not yield an oxygen atom



and so is not a source of odd oxygen. However, it is a source of N atoms.

### 3.3. The NCO radical

25 NCO is in photochemical equilibrium throughout the sunlit atmosphere. The lifetime varies from about 6 s at the surface down to about a second at 65 km. The calculated

Title Page

Abstract

Introduction

Conclusions

References

Tables

Figures

⏪

⏩

◀

▶

Back

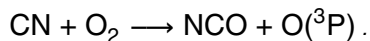
Close

Full Screen / Esc

Print Version

Interactive Discussion

NCO profile can be seen in Fig. 4. By far the most important production of NCO is due to the fast reaction



The main loss of NCO in the model is



In the upper atmosphere the reaction with  $\text{O}(^3\text{P})$  also plays a role.



#### 4. Conclusions

10 In addition to  $\text{NO}_x$  lightning it is suggested that it is also producing significant amounts of HCN and possibly  $\text{HO}_x$ . HCN is a stable, long-lived, sparingly soluble molecule with a long residence time against rain-out. Unlike  $\text{NO}_x$ , HCN can act as a relatively inert “marker” of lightning activity, and may thereby serve as a proxy for the total amount of lightning activity in the atmosphere. The vertical structure of HCN observed during thunderstorms may provide a good test for the hypothesis that HCN is produced by lightning.

15 NCO photolysis enhances the N atom concentration, and hence, enhances the rate of  $\text{NO}_y$  loss due to the reaction of N with NO. This additional source of N atoms is more important than NO photolysis below 10 km. The NCO absorption cross-section does not appear to have been measured and is one of the largest uncertainties in this study.

20 *Acknowledgements.* D. Lary thanks J. A. Pyle, Z. Levin, R. Toumi, C. Price and D. Shallcross for useful conversations. It is a pleasure to acknowledge: NASA for a distinguished Goddard Fellowship in Earth Science; The Royal Society for a Royal Society University Research Fellowship; The government of Israel for an Alon Fellowship; The NERC, EU, and ESA for research support.

Title Page

Abstract

Introduction

Conclusions

References

Tables

Figures

◀

▶

◀

▶

Back

Close

Full Screen / Esc

Print Version

Interactive Discussion

## References

- Abbas, M., Guo, J., Carli, B., Mencaraglia, F., Carlotti, M., and Nolt, I.: Stratospheric distribution of HCN from far infrared observations, *Geophys. Res. Lett.*, 14, 531–534, 1987. [5383](#)
- Anderson, D.: The troposphere-stratosphere radiation-field at twilight – A spherical model, *Planet. Space Sci.*, 31, 1517–1523, 1983. [5389](#)
- ATMOS: Data can be accessed from <http://remus.jpl.nasa.gov>. [5386](#)
- Barber, T. R., Lutes, C. C., Doorn, M. R. J., Fuchsman, P. C., Timmenga, H. J., and Crouch, R. L.: Aquatic ecological risks due to cyanide releases from biomass burning, *Chemosphere*, 50, 343–348, 2003. [5384](#)
- Basco, N.: Reaction of Cyanogen Radicals with Oxygen, *Proc. of the Royal Society of London Series a-Mathematical and Physical Sciences*, 283, 302, 1965. [5392](#)
- Becker, G., Grooss, J., McKenna, D., and Muller, R.: Stratospheric photolysis frequencies: Impact of an improved numerical solution of the radiative transfer equation, *J. Atmos. Chem.*, 37, 217–229, 2000. [5389](#)
- Boldi, R.: A model of the ion chemistry of electrified convection, Tech. Rep. 23, Center for global change Science, MIT, Department of Earth, Atmospheric and Planetary Sciences, 1992. [5386](#)
- Borucki, W., Giver, L., Mckay, C., Scattergood, T., and Parris, J.: Lightning production of hydrocarbons and HCN on titan – laboratory measurements, *ICARUS*, 76, 125–134, 1988. [5385](#), [5388](#)
- Borucki, W., Dyer, J., Phillips, J., and Pham, P.: Pioneer venus orbiter search for venusian lightning, *J. Geophys. Res.*, 96, 11 033–11 043, 1991. [5385](#), [5388](#)
- Bradshaw, J., Sandholm, S., and Talbot, R.: An update on reactive odd-nitrogen measurements made during recent NASA Global Tropospheric Experiment programs, *J. Geophys. Res.*, 103, 19 129–19 148, 1998. [5383](#)
- Brasseur, G. and Solomon, S.: *Aeronomy of the Middle Atmosphere: Chemistry and Physics of the Stratosphere and Mesosphere*, Atmospheric Science Library, D. Reidel Pub. Co., 2nd edn., 1987. [5386](#)
- Brasseur, G., Zellner, R., Derudder, A., and Arijs, E.: Is hydrogen-cyanide (HCN) a progenitor of acetonitrile (CH<sub>3</sub>CN) in the atmosphere, *Geophys. Res. Lett.*, 12, 117–120, 1985. [5387](#), [5390](#), [5391](#)
- Britannica, E.: *Encyclopaedia Britannica Ultimate Reference Suite 2004 DVD*, Encyclopaedia

## Atmospheric pseudohalogen chemistry

D. J. Lary

Title Page

Abstract

Introduction

Conclusions

References

Tables

Figures

◀

▶

◀

▶

Back

Close

Full Screen / Esc

Print Version

Interactive Discussion



**Atmospheric  
pseudohalogen  
chemistry**

D. J. Lary

Title Page

Abstract

Introduction

Conclusions

References

Tables

Figures

◀

▶

◀

▶

Back

Close

Full Screen / Esc

Print Version

Interactive Discussion

© EGU 2004

Britannica, Inc., 2003. [5383](#), [5385](#), [5388](#)

Carli, B. and Park, J.: Simultaneous measurement of minor stratospheric constituents with emission far-infrared spectroscopy, *J. Geophys. Res.*, 29, 3851–3865, 1988. [5383](#)

Cicerone, R. and Zellner, R.: The atmospheric chemistry of hydrogen-cyanide (HCN), *J. Geophys. Res.*, 88, 689–696, 1983. [5383](#), [5385](#), [5387](#), [5388](#), [5389](#), [5390](#), [5391](#)

Coffey, M., Mankin, W., and Cicerone, R.: Spectroscopic detection of stratospheric hydrogen cyanide, *Science*, 214, 333–335, 1981. [5383](#)

DeMore, W. B., Howard, C. J., Sander, S. P., Ravishankara, A. R., Golden, D. M., Kolb, C. E., Hampson, R. F., Molina, M. J., and Kurylo, M. J.: Chemical Kinetics and Photochemical Data for Use in Stratospheric Modeling, Supplement to Evaluation 12: Update of Key Reactions, JPL Publ. 00-3, 2000. [5389](#)

Farman, J. C., Gardiner, B. G., and Shanklin, J. D.: Large Losses of Total Ozone in Antarctica Reveal Seasonal ClO<sub>x</sub>/NO<sub>x</sub> Interaction, *Nature*, 315, 207–210, 1985. [5382](#)

Fisher, M. and Lary, D.: Lagrangian 4-dimensional variational data assimilation of chemical-species, *Q. J. R. Meteorol. Soc.*, 121, 1681–1704, 1995. [5389](#)

Hauf, T., Schulte, P., Alheit, R., and Schlager, H.: Rapid vertical trace gas-transport by an isolated midlatitude thunderstorm, *J. Geophys. Res.*, 100, 22 957–22 970, 1995. [5388](#)

Herzberg, G. and Innes, K. K.: Ultraviolet Absorption Spectra of HCN and DCN, 1. The Alpha-X and Beta-X Systems, *Canadian Journal of Physics*, 35, 842–879, 1957. [5390](#), [5391](#)

Hill, R. D.: An Efficient Lightning Energy-Source on the Early Earth, *Origins of Life and Evolution of the Biosphere*, 22, 277–285, 1992. [5386](#)

Holzinger, R., Warneke, C., Hansel, A., Jordan, A., Lindinger, W., Scharffe, D. H., Schade, G., and Crutzen, P. J.: Biomass burning as a source of formaldehyde, acetaldehyde, methanol, acetone, acetonitrile, and hydrogen cyanide, *Geophys. Res. Lett.*, 26, 1161–1164, 1999. [5384](#)

Huebner, W. F., Keady, J., and Lyon, S.: *Solar Photo Rates for Planetary Atmospheres and Atmospheric Pollutants*, Kluwer Academic Publishers, Dordrecht, The Netherlands, 1992. [5390](#)

Huntrieser, H., Schlager, H., Feigl, C., and Holler, H.: Transport and production of NO<sub>x</sub> in electrified thunderstorms: Survey of previous studies and new observations at midlatitudes, *J. Geophys. Res.*, 103, 28 247–28 264, 1998. [5388](#)

Hurst, D., Griffith, D., Carras, J., Williams, D., and Fraser, P.: Measurements of trace gases emitted by Australian savanna fires during the 1990 dry season, *J. Atmos. Chem.*, 18, 33–

**Atmospheric  
pseudohalogen  
chemistry**

D. J. Lary

Title Page

Abstract

Introduction

Conclusions

References

Tables

Figures

◀

▶

◀

▶

Back

Close

Full Screen / Esc

Print Version

Interactive Discussion

© EGU 2004

56, 1994a. [5384](#)

Hurst, D. F., Griffith, D. W. T., and Cook, G. D.: Trace Gas Emissions from Biomass Burning in Tropical Australian Savannas, *J. Geophys. Res.-Atmos.*, 99, 16 441–16 456, 1994b. [5384](#)

Jaegle, L., Jacob, D., Wennberg, P., Spivakovsky, C., Hanisco, T., Lanzendorf, E., Hintsa, E., Fahey, D., Keim, E., Proffitt, M., Atlas, E., Flocke, F., Schauffler, S., McElroy, C., Midwinter, C., Pfister, L., and Wilson, J.: Ozone production in the upper troposphere and the influence of aircraft during SONEX: Approach of NO<sub>x</sub>-saturated conditions, *Geophys. Res. Lett.*, 26, 3081–3084, 1999. [5386](#)

Jaramillo, M., Dezafrá, R. L., Barrett, J. W., Parrish, A., and Solomon, P. M.: Mm-Wave Observations of Stratospheric HCN at Tropical Latitudes, *Geophys. Res. Lett.*, 15, 265–268, 1988. [5383](#)

Jaramillo, M., Dezafrá, R. L., Barrett, J., Emmons, L. K., Solomon, P. M., and Parrish, A.: Measurements of Stratospheric Hydrogen-Cyanide at McMurdo Station, Antarctica – Further Evidence of Winter Stratospheric Subsidence, *J. Geophys. Res.-Atmos.*, 94, 16 773–16 777, 1989. [5383](#)

Kawakami, S., Kondo, Y., Koike, M., Nakajima, H., Gregory, G., Sachse, G., Newell, R., Browell, E., Blake, D., Rodriguez, J., and Merrill, J.: Impact of lightning and convection on reactive nitrogen in the tropical free troposphere, *J. Geophys. Res.*, 102, 28 367–28 384, 1997. [5388](#)

Kliner, D., Daube, B., Burley, J., and Wofsy, S.: Laboratory investigation of the catalytic reduction technique for measurement of atmospheric NO<sub>y</sub>, *J. Geophys. Res.*, 102, 10 759–10 776, 1997. [5383](#)

Kopp, E.: Hydrogen Constituents of the Mesosphere Inferred from Positive-Ions – H<sub>2</sub>O, CH<sub>4</sub>, H<sub>2</sub>CO, H<sub>2</sub>O<sub>2</sub>, and HCN, *J. Geophys. Res.-Atmos.*, 95, 5613–5630, 1990. [5383](#)

Kuhlbusch, T., Lobert, J., Crutzen, P., and Warneck, P.: Molecular nitrogen emissions from denitrification during biomass burning, *Nature*, 351, 135–137, 1991. [5384](#)

Lary, D.: Gas phase atmospheric bromine photochemistry, *J. Geophys. Res.*, 101, 1505–1516, 1996. [5389](#)

Lary, D. and Pyle, J.: Diffuse-radiation, twilight, and photochemistry: 1., *J. Atmos. Chem.*, 13, 373–392, 1991a. [5389](#)

Lary, D. and Pyle, J.: Diffuse-radiation, twilight, and photochemistry: 2., *J. Atmos. Chem.*, 13, 393–406, 1991b. [5389](#)

Lary, D., Chipperfield, M., and Toumi, R.: The potential impact of the reaction OH+ClO→HCl+O<sub>2</sub> on polar ozone photochemistry, *J. Atmos. Chem.*, 21, 61–79, 1995.

- Lary, D. J., Khattatov, B., and Mussa, H. Y.: Chemical data assimilation: A case study of solar occultation data from the ATLAS 1 mission of the Atmospheric Trace Molecule Spectroscopy Experiment (ATMOS), *J. Geophys. Res.-Atmos.*, 108, ████████2003. [5389](#)
- 5 Lee, D. and Atkins, D.: Atmospheric ammonia emissions from agricultural waste combustion, *Geophys. Res. Lett.*, 21, 281–284, 1994. [5384](#)
- Li, Q. B., Jacob, D. J., Yantosca, R. M., Heald, C. L., Singh, H. B., Koike, M., Zhao, Y. J., Sachse, G. W., and Streets, D. G.: A global three-dimensional model analysis of the atmospheric budgets of HCN and CH<sub>3</sub>CN: Constraints from aircraft and ground measurements, *J. Geophys. Res.-Atmos.*, 108, ████████, 2003. [5384](#), [5387](#), [5390](#), [5393](#)
- 10 Lobert, J. M., Scharffe, D. H., Hao, W. M., and Crutzen, P. J.: Importance of Biomass Burning in the Atmospheric Budgets of Nitrogen-Containing Gases, *Nature*, 346, 552–554, 1990. [5384](#)
- Mahieu, E., Rinsland, C. P., Zander, R., Demoulin, P., Delbouille, L., and Roland, G.: Vertical Column Abundances of Hcn Deduced from Ground-Based Infrared Solar Spectra – Long-Term Trend and Variability, *J. Atmos. Chem.*, 20, 299–310, 1995. [5383](#)
- 15 Mahieu, E., Zander, R., Delbouille, L., Demoulin, P., Roland, G., and Servais, C.: Observed trends in total vertical column abundances of atmospheric gases from IR solar spectra recorded at the Jungfraujoch, *J. Atmos. Chem.*, 28, 227–243, 1997. [5383](#)
- Meier, R., Anderson, D., and Nicolet, M.: Radiation-field in the troposphere and stratosphere from 240–1000 nm, 1., General-Analysis, *Planet. Space Sci.*, 30, 923–933, 1982. [5389](#)
- 20 NCEP: Data can be accessed from <http://www.ncep.noaa.gov>. [5387](#)
- Nicolet, M., Meier, R., and Anderson, D.: Radiation-field in the troposphere and stratosphere, 2. Numerical-Analysis, *Planet. Space Sci.*, 30, 935–983, 1982. [5389](#)
- Notholt, J., Meier, A., and Peil, S.: Total column densities of tropospheric and stratospheric trace gases in the undisturbed arctic summer atmosphere, *J. Atmos. Chem.*, 20, 311–332, 1995. [5383](#)
- 25 Pickering, K., Wang, Y., Tao, W., Price, C., and Muller, J.: Vertical distributions of lightning NO<sub>x</sub> for use in regional and global chemical transport models, *J. Geophys. Res.*, 103, 31 203–31 216, 1998. [5387](#)
- 30 Press, W., Teukolsky, S., Vetterling, W., and Flannery, B.: Numerical Recipes in Fortran – The Art of Scientific Computing, Cambridge Univ. Press, New York, 2nd edn., 1992. [5389](#)
- Price, C. and Rind, D.: Possible implications of global climate-change on global lightning distributions and frequencies, *J. Geophys. Res.-Atmos.*, 99, 10 823–10 831, 1994. [5386](#)

## Atmospheric pseudohalogen chemistry

D. J. Lary

Title Page

Abstract

Introduction

Conclusions

References

Tables

Figures

◀

▶

◀

▶

Back

Close

Full Screen / Esc

Print Version

Interactive Discussion

---

**Atmospheric  
pseudohalogen  
chemistry**

---

D. J. Lary

---

[Title Page](#)[Abstract](#)[Introduction](#)[Conclusions](#)[References](#)[Tables](#)[Figures](#)[◀](#)[▶](#)[◀](#)[▶](#)[Back](#)[Close](#)[Full Screen / Esc](#)[Print Version](#)[Interactive Discussion](#)

© EGU 2004

- Rinsland, C., Mahieu, E., Zander, R., Gunson, M., Salawitch, R., Chang, A., Goldman, A., Abrams, M., Abbas, M., Newchurch, M., and Irion, F.: Trends of OCS, HCN, SF<sub>6</sub>, CHCl<sub>2</sub> in the lower stratosphere from 1985 and 1994 ATMOS experiment measurements near 30° N latitude, *Geophys. Res. Lett.*, 23, 2349–2352, 1996. [5383](#)
- 5 Rinsland, C., Gunson, M., Wang, P., Arduini, R., Baum, B., Minnis, P., Goldman, A., Abrams, M., Zander, R., Mahieu, E., Salawitch, R., Michelsen, H., Irion, F., and Newchurch, M.: ATMOS/ATLAS-3 infrared profile measurements of trace gases in the November 1994 tropical and subtropical upper troposphere, *J. Quant. Spec. Rad. Trans.*, 60, 891–901, 1998a. [5383](#)
- 10 Rinsland, C., Gunson, M., Wang, P., Arduini, R., Baum, B., Minnis, P., Goldman, A., Abrams, M., Zander, R., Mahieu, E., Salawitch, R., Michelsen, H., Irion, F., and Newchurch, M.: ATMOS/ATLAS-3 infrared profile measurements of clouds in the tropical and subtropical upper troposphere, *J. Quant. Spec. Rad. Trans.*, 60, 903–919, 1998b. [5383](#)
- 15 Rinsland, C. P., Goldman, A., Murcray, F. J., Stephen, T. M., Pougatchev, N. S., Fishman, J., David, S. J., Blatherwick, R. D., Novelli, P. C., Jones, N. B., and Connor, B. J.: Infrared solar spectroscopic measurements of free tropospheric CO, C<sub>2</sub>H<sub>6</sub>, and HCN above Mauna Loa, Hawaii: Seasonal variations and evidence for enhanced emissions from the Southeast Asian tropical fires of 1997–1998, *J. Geophys. Res.-Atmos.*, 104, 18 667–18 680, 1999. [5383](#), [5384](#)
- 20 Rinsland, C. P., Mahieu, E., Zander, R., Demoulin, P., Forrer, J., and Buchmann, B.: Free tropospheric CO, C<sub>2</sub>H<sub>6</sub>, and HCN above central Europe: Recent measurements from the Jungfraujoch station including the detection of elevated columns during 1998, *J. Geophys. Res.-Atmos.*, 105, 24 235–24 249, 2000. [5383](#), [5384](#)
- Rinsland, C. P., Meier, A., Griffith, D. W. T., and Chiou, L. S.: Ground-based measurements of tropospheric CO, C<sub>2</sub>H<sub>6</sub>, and HCN from Australia at 34 degrees S latitude during 1997–1998, *J. Geophys. Res.-Atmos.*, 106, 20 913–20 924, 2001. [5383](#)
- 25 Schade, G. and Crutzen, P.: Emission of aliphatic-amines from animal husbandry and their reactions – potential source of N<sub>2</sub>O and HCN, *J. Atmos. Chem.*, 22, 319–346, 1995. [5384](#)
- Schmatjko, K. J. and Wolfrum, J.: Reactions of Molecules in Defined Vibrational-States, 6. Energy-Distribution in Reactions CN(V) + O(<sup>3</sup>P), O<sub>2</sub>, *Berichte Der Bunsen-Gesellschaft-Physical Chemistry, Chemical Physics*, 82, 419–428, 1978. [5392](#)
- 30 Schneider, J., Burger, V., and Arnold, F.: Methyl cyanide and hydrogen cyanide measurements in the lower stratosphere: Implications for methyl cyanide sources and sinks, *J. Geophys. Res.*, 102, 25 501–25 506, 1997. [5383](#)

**Atmospheric  
pseudohalogen  
chemistry**

D. J. Lary

Title Page

Abstract

Introduction

Conclusions

References

Tables

Figures

◀

▶

◀

▶

Back

Close

Full Screen / Esc

Print Version

Interactive Discussion

© EGU 2004

Singh, H. B., Salas, L., Herlth, D., Kolyer, R., Czech, E., Viezee, W., Li, Q., Jacob, D. J., Blake, D., Sachse, G., Harward, C. N., Fuelberg, H., Kiley, C. M., Zhao, Y., and Kondo, Y.: In situ measurements of HCN and CH<sub>3</sub>CN over the Pacific Ocean: Sources, sinks, and budgets, *J. Geophys. Res.-Atmos.*, 108, 2003. [5383](#), [5384](#), [5387](#), [5390](#), [5393](#)

5 Smith, M. A. H. and Rinsland, C. P.: Spectroscopic Measurements of Atmospheric HCN at Northern and Southern Latitudes, *Geophys. Res. Lett.*, 12, 5–8, 1985. [5383](#)

Stoer, J. and Bulirsch, R.: *Introduction to Numerical Analysis*, Springer-Verlag, New York, 1980. [5389](#)

Takahashi, S.: The reaction between methane and nitrogen atom, *Mem. Def. Acad., Math., Phys., Chem. Eng. (Yokosuka, Jpn.)*, 12, 1972. [5390](#)

Thompson, A., Singh, H., Stewart, R., Kucsera, T., and Kondo, Y.: A Monte Carlo study of upper tropospheric reactive nitrogen during the Pacific Exploratory Mission in the Western Pacific Ocean (PEM-West B), *J. Geophys. Res.*, 102, 28 437–28 446, 1997. [5383](#)

Toon, G., Farmer, C., Schaper, P., Lowes, L., and Norton, R.: Composition measurements of the 1989 arctic winter stratosphere by airborne infrared solar absorption-spectroscopy, *J. Geophys. Res.*, 97, 7939–7961, 1992a. [5383](#)

Toon, G., Farmer, C., Schaper, P., Lowes, L., Norton, R., Schoeberl, M., Lait, L., and Newman, P.: Evidence for subsidence in the 1989 arctic winter stratosphere from airborne infrared composition measurements, *J. Geophys. Res.*, 97, 7963–7970, 1992b. [5383](#)

20 Tsang, W.: Chemical Kinetic Data-Base for Propellant Combustion – Reactions Involving Cn, Nco, and Hnco, *J. Phys. Chem. Ref. Data*, 21, 753–791, 1992. [5393](#)

Yokelson, R., Susott, R., Ward, D., Reardon, J., and Griffith, D.: Emissions from smoldering combustion of biomass measured by open-path Fourier transform infrared spectroscopy, *J. Geophys. Res.*, 102, 18 865–18 877, 1997a. [5384](#)

25 Yokelson, R. J., Susott, R., Ward, D. E., Reardon, J., and Griffith, D. W. T.: Emissions from smoldering combustion of biomass measured by open-path Fourier transform infrared spectroscopy, *J. Geophys. Res.-Atmos.*, 102, 18 865–18 877, 1997b. [5384](#)

Yokelson, R. J., Bertschi, I. T., Christian, T. J., Hobbs, P. V., Ward, D. E., and Hao, W. M.: Trace gas measurements in nascent, aged, and cloud-processed smoke from African savanna fires by airborne Fourier transform infrared spectroscopy (AFTIR), *J. Geophys. Res.-Atmos.*, 108, [5383](#), [5384](#)

30 Zahnle, K. J.: Photochemistry of Methane and the Formation of Hydrocyanic Acid (HCN) in the Earths Early Atmosphere, *J. Geophys. Res.-Atmos.*, 91, 2819–2834, 1986a. [5387](#), [5390](#)

Zahnle, K. J.: Photochemistry of CH<sub>4</sub> and HCN in the Primitive Atmosphere, Origins of Life and Evolution of the Biosphere, 16, 188–189, 1986b. [5387](#), [5390](#)

Zander, R. et al. ██████: Concentrations of carbonyl sulfide and hydrogen cyanide in the free upper troposphere and lower stratosphere deduced from ATMOS/Spacelab-3 infrared solar occultation spectra, J. Geophys. Res., 93, 1669–1678, 1988. [5383](#), [5385](#)

Zhao, Y., Kondo, Y., Murcray, F. J., Liu, X., Koike, M., Irie, H., Strong, K., Suzuki, K., Sera, M., and Ikegami, Y.: Seasonal variations of HCN over northern Japan measured by ground-based infrared solar spectroscopy, Geophys. Res. Lett., 27, 2085–2088, 2000. [5383](#)

Zhao, Y., Strong, K., Kondo, Y., Koike, M., Matsumi, Y., Irie, H., Rinsland, C. P., Jones, N. B., Suzuki, K., Nakajima, H., Nakane, H., and Murata, I.: Spectroscopic measurements of tropospheric CO, C<sub>2</sub>H<sub>6</sub>, C<sub>2</sub>H<sub>2</sub>, and HCN in northern Japan, J. Geophys. Res.-Atmos., 107, 2002. [5383](#)

**Atmospheric  
pseudohalogen  
chemistry**

D. J. Lary

Title Page

Abstract

Introduction

Conclusions

References

Tables

Figures

◀

▶

◀

▶

Back

Close

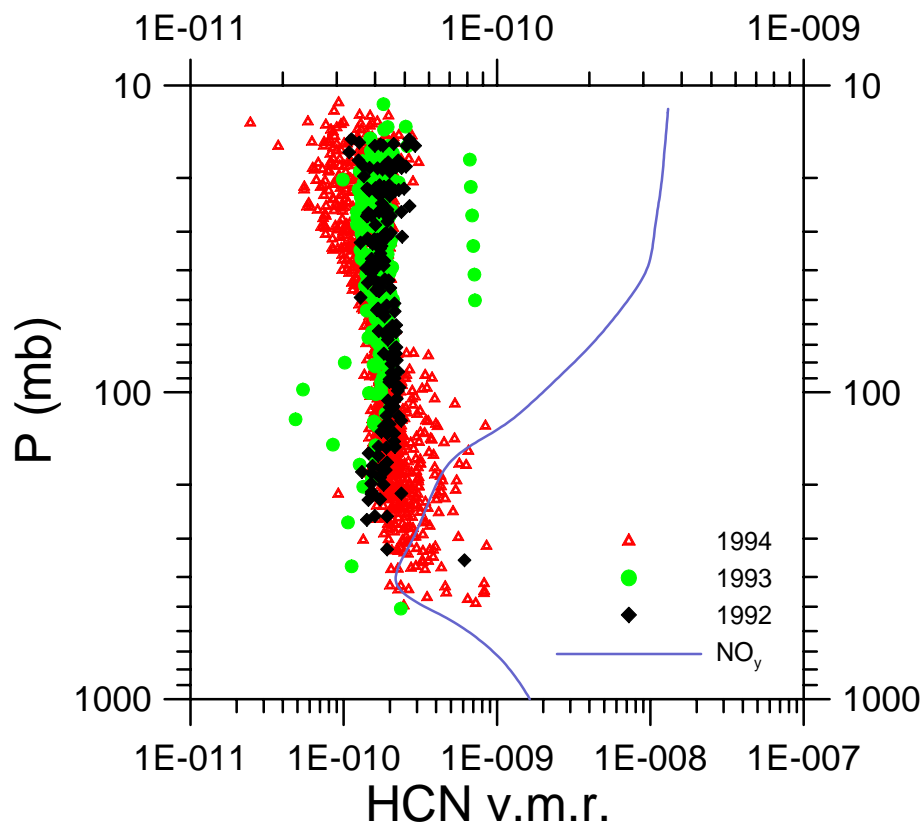
Full Screen / Esc

Print Version

Interactive Discussion

Atmospheric  
pseudohalogen  
chemistry

D. J. Lary



**Fig. 1.** All HCN observations made by the Atmospheric Trace Molecule Spectroscopy Experiment (ATMOS) on the missions ATLAS-1 (1992), ATLAS-2 (1993), and ATLAS-3 (1994) shown together with a typical mid-latitude  $\text{NO}_y$  profile. The ATMOS data is publicly available from the web site <http://remus.jpl.nasa.gov/>.

Title Page

Abstract

Introduction

Conclusions

References

Tables

Figures

◀

▶

◀

▶

Back

Close

Full Screen / Esc

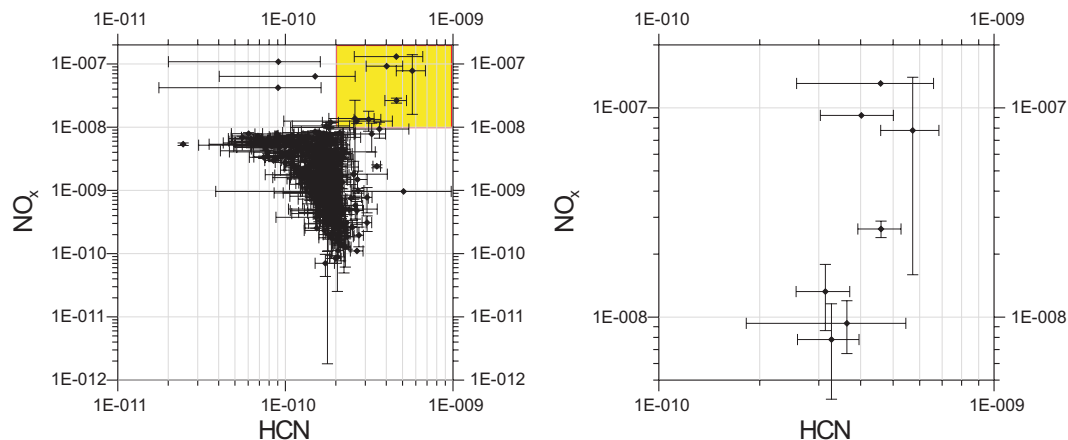
Print Version

Interactive Discussion

© EGU 2004

Atmospheric  
pseudohalogen  
chemistry

D. J. Lary



**Fig. 2.** Scatter diagram of the HCN and  $\text{NO}_x$  concentrations observed by ATMOS ATLAS3. The left hand panel shows all the available HCN and  $\text{NO}_x$  observations made. The right hand panel is an enlargement showing just the high  $\text{NO}_x$  and HCN concentrations which are probably associated with lightning (notice the log-log scale).

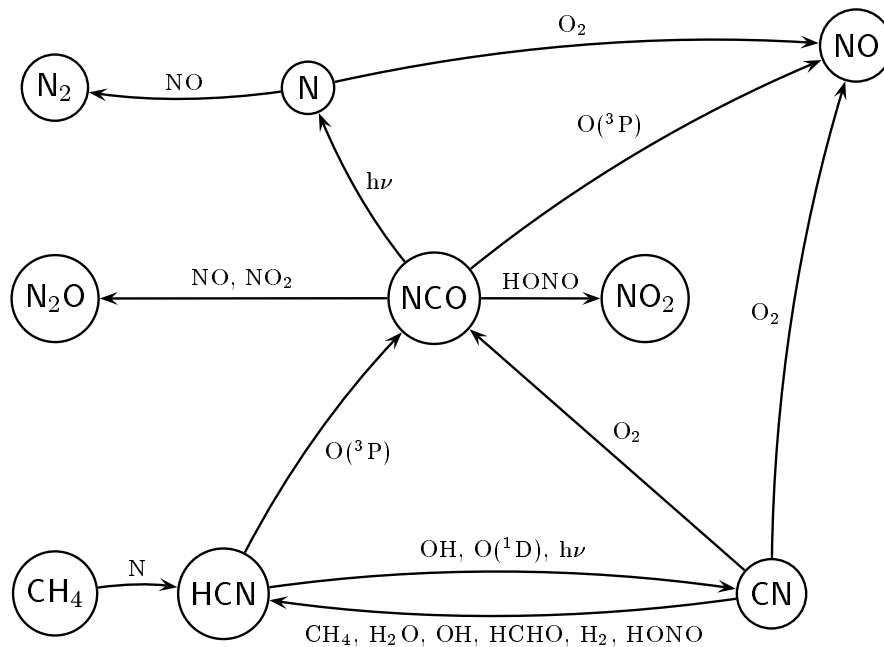
[Title Page](#)[Abstract](#)[Introduction](#)[Conclusions](#)[References](#)[Tables](#)[Figures](#)[◀](#)[▶](#)[◀](#)[▶](#)[Back](#)[Close](#)[Full Screen / Esc](#)[Print Version](#)[Interactive Discussion](#)

© EGU 2004



## Atmospheric pseudohalogen chemistry

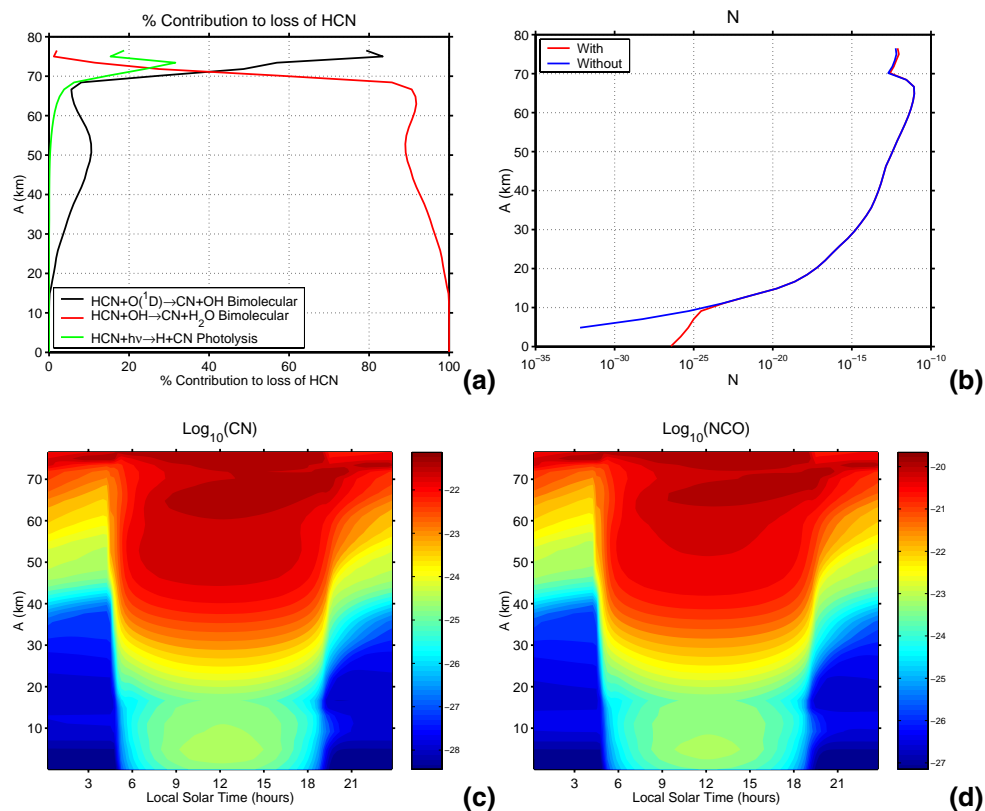
D. J. Lary



**Fig. 3.** The CN, NCO, HCN reaction scheme used in the model.

[Title Page](#)
[Abstract](#)
[Introduction](#)
[Conclusions](#)
[References](#)
[Tables](#)
[Figures](#)
[◀](#)
[▶](#)
[◀](#)
[▶](#)
[Back](#)
[Close](#)
[Full Screen / Esc](#)
[Print Version](#)
[Interactive Discussion](#)

© EGU 2004



**Fig. 4.** Panel (a) shows the calculated contributions for the various loss terms of HCN. Panel (b) shows the effect on the nitrogen atom v.m.r. when cyanide chemistry is included. The red line shows the calculation with pseudohalogen chemistry the blue line shows the calculation without pseudohalogen chemistry. Panels (c) and (d) show calculated diurnal cycles for CN and NCO.

[Title Page](#)[Abstract](#)[Introduction](#)[Conclusions](#)[References](#)[Tables](#)[Figures](#)[◀](#)[▶](#)[◀](#)[▶](#)[Back](#)[Close](#)[Full Screen / Esc](#)[Print Version](#)[Interactive Discussion](#)