



The composition of nucleation and Aitken modes particles during coastal nucleation events: evidence for marine secondary organic contribution

P. Vaattovaara, P. E. Huttunen, Y. J. Yoon, J. Joutsensaari, K. E. J. Lehtinen, C. D. O'Dowd, A. Laaksonen

► To cite this version:

P. Vaattovaara, P. E. Huttunen, Y. J. Yoon, J. Joutsensaari, K. E. J. Lehtinen, et al.. The composition of nucleation and Aitken modes particles during coastal nucleation events: evidence for marine secondary organic contribution. *Atmospheric Chemistry and Physics Discussions*, 2006, 6 (2), pp.3337-3379. hal-00301219

HAL Id: hal-00301219

<https://hal.science/hal-00301219>

Submitted on 18 Jun 2008

HAL is a multi-disciplinary open access archive for the deposit and dissemination of scientific research documents, whether they are published or not. The documents may come from teaching and research institutions in France or abroad, or from public or private research centers.

L'archive ouverte pluridisciplinaire **HAL**, est destinée au dépôt et à la diffusion de documents scientifiques de niveau recherche, publiés ou non, émanant des établissements d'enseignement et de recherche français ou étrangers, des laboratoires publics ou privés.

The composition of nucleation and Aitken modes particles during coastal nucleation events: evidence for marine secondary organic contribution

**P. Vaattovaara¹, P. E. Huttunen², Y. J. Yoon^{4,*}, J. Joutsensaari²,
K. E. J. Lehtinen³, C. D. O'Dowd⁴, and A. Laaksonen¹**

¹University of Kuopio, Department of Physics, P.O. Box 1627, FI-70211 Kuopio, Finland

²University of Kuopio, Department of Environmental Sciences, P.O. Box 1627, FI-70211 Kuopio, Finland

³University of Kuopio and Finnish Meteorological Institute, Department of Physics, P.O. Box 1627, FI-70211 Kuopio, Finland

⁴Department of Experimental Physics and Environmental Change Institute, National University of Ireland, Galway, Ireland

*now at: Korea Polar Research Institute, Ansan P.O. Box 29, Seoul 425-600, Republic of Korea

Received: 18 January 2006 – Accepted: 13 February 2006 – Published: 21 April 2006

Correspondence to: P. Vaattovaara (petri.vaattovaara@uku.fi)

ACPD

6, 3337–3379, 2006

**Marine secondary
organic contribution
to ultrafine particles**

P. Vaattovaara et al.

Title Page

Abstract

Introduction

Conclusions

References

Tables

Figures

◀

▶

◀

▶

Back

Close

Full Screen / Esc

Printer-friendly Version

Interactive Discussion

EGU

Abstract

Newly-formed nanometer-sized particles have been observed at coastal and marine environments worldwide. Interestingly, organic species have so far not been detected in those newly-formed nucleation mode particles. In this study, we applied the UFO-TDMA (ultrafine organic tandem differential mobility analyzer) method to study the possible existence of an organic fraction in recently formed coastal nucleation mode particles ($d < 20$ nm) at the Mace Head research station. Furthermore, effects of those nucleation events to potential CCN (cloud condensation nuclei) were studied. The coastal events were typical for the Mace Head region and they occurred at low tide conditions during efficient solar radiation and high biological activity (HBA, i.e. a high mass concentration of chlorophyll a of the ocean) in spring 2002. Additionally, a PHA-UCPC (pulse height analyzer ultrafine condensation particle counter) technique was used to study the composition of newly-formed particles formed in low tide conditions during a lower biological activity (LBA, i.e. a lower mass concentration of chlorophyll a of the ocean) in October 2002. The overall results of the UFO-TDMA and the PHA-UCPC measurements indicate that those coastally/marinely formed nucleation mode particles include a remarkable fraction of secondary organic products, beside iodine oxides, which are likely to be responsible for the nucleation. During clean marine air mass conditions, the origin of those secondary organic oxidation compounds can be related to marine/coastal biota and thus a major fraction of the organics may originate from biosynthetic production of alkenes such as isoprene and their oxidation by iodine, hydroxyl radical, and ozone. During modified marine conditions, also anthropogenic secondary organic compounds may contribute to the nucleation mode organic mass, in addition to biogenic secondary organic compounds. Thus, the UFO-TDMA results suggest that the secondary organic compounds may, in addition to being significant contributors to the nucleation mode processes, accelerate the growth of freshly nucleated particles and increase their survival probability to CCN and even larger radiatively active particle sizes. The results give new insights to the coastal/marine par-

ACPD

6, 3337–3379, 2006

Marine secondary organic contribution to ultrafine particles

P. Vaattovaara et al.

Title Page

Abstract

Introduction

Conclusions

References

Tables

Figures

◀

▶

◀

▶

Back

Close

Full Screen / Esc

Printer-friendly Version

Interactive Discussion

EGU

ticle formation, growth, and properties. The marine biota driven secondary organic contributions to coastal/marine particle formation and composition can be anticipated in other species specific biologically active oceans and fresh-waters areas around the world and thus, they may be significant also to the global radiative budget, atmosphere-biosphere feedbacks, and climate change.

1 Introduction

Newly-formed nanometer-sized particles have been observed at coastal and marine environments around the world (see e.g. Kulmala et al., 2004a). Such nanoparticles can grow into larger sizes (O'Dowd, 2001), being able to scatter incoming radiation and contribute a direct and an indirect (via clouds) cooling effect to the Earth's radiation budget (Slingo, 1990). However, because of difficulties related to the determination of the chemical composition of ultrafine aerosol particles, the organic contribution to the nucleation mode ($d < 20$ nm) and the lower end of Aitken mode particles ($d < 50$ nm) in different coastal and marine environments is still widely undetermined. From the viewpoint of coastal and marine climate processes (e.g. Novakov and Penner, 1993; Andreae and Crutzen, 1997; Alfonso and Raga, 2004), it would be important to know whether those particles contain also organic compounds.

We carried out this study of coastal nucleation and Aitken modes particles composition on the shore of the Atlantic Ocean in West Ireland (Mace Head), where new particle formation events are known to occur during daylight hours coinciding with the low tide and the source of aerosol precursors in the exposed tidal zone (O'Dowd, 2000). Related to the coastal nucleation events, it has been demonstrated in chamber experiments (e.g. O'Dowd et al., 2002a; Jimenez et al., 2003; Burkholder et al., 2004) and by analyzing ultrafine Transition Electron Microscopy (TEM) samples from the coastal biota (Mäkelä et al., 2002) that new particles can form from condensable iodine-containing vapors, which are the photolysis products of biogenic iodocarbons (CH_2I_2) emitted from the marine algae at the biogenically rich coastal environment. The

Marine secondary organic contribution to ultrafine particles

P. Vaattovaara et al.

Title Page

Abstract

Introduction

Conclusions

References

Tables

Figures

◀

▶

◀

▶

Back

Close

Full Screen / Esc

Printer-friendly Version

Interactive Discussion

recent chamber study of McFiggans et al. (2004) showed that emission of I_2 from the macroalgae and subsequent ozonolysis would also be a very potential source of iodine oxides and new particle formation in the Mace Head area. That observation has also been promoted by experiments of Sellegri et al. (2005) and Palmer et al. (2005). Furthermore, the very recent study of Saunders and Plane (2005) indicated that ozonolysis of I_2 produce I_2O_5 particles. As a consequence of those studies, probable iodine oxides for new particle formation could be I_2O_4 and I_2O_5 . Contrary to iodine compounds, TEM samples (Mäkelä et al., 2002) and UFH-TDMA (ultrafine hygroscopicity tandem differential mobility analyzer) measurements (Väkevä et al., 2002) have shown that sulfate (SO_4^{2-}), the formation of which is originating via DMS (dimethyl sulfide; CH_3SCH_3) from algae, is only a minor constituent in those newly-formed nanometer-sized particles. In addition, even though a small amount of biogenically formed sulfuric acid is always present during new particle formation events at Mace Head, no correlation has been found to exist between peak sulfuric acid concentrations and low tide occurrence or nucleation events (O'Dowd, 2000). Additionally, it has also been pointed out that sulfuric acid concentrations can not be responsible for nucleation mode particle growth to the detectable sizes (i.e. >3 nm in diameter) at the Mace Head site (O'Dowd et al., 2002b).

Interestingly, the possible presence of organic species in the coastal newly-formed particles has not been investigated with methods which would be able to detect organics. In this study, we applied the UFO-TDMA (ultrafine organic tandem differential mobility analyzer; Vaattovaara et al., 2005) method to highlight the existence of an organic fraction in recently formed coastal nucleation mode particles ($d < 20$ nm). Furthermore, effects of those nucleation events to potential CCN (cloud condensation nuclei) were studied. The coastal events were typical for the Mace Head region and they occurred at low tide conditions during efficient solar radiation and high biological activity (HBA, i.e. a high mass concentration of chlorophyll a of the Atlantic Ocean) in spring 2002 (Fig. 1a). Additionally, a PHA-UCPC (pulse height analyzer ultrafine condensation particle counter) technique (O'Dowd et al., 2004a) was used to study the composition of

Marine secondary organic contribution to ultrafine particles

P. Vaattovaara et al.

Title Page

Abstract

Introduction

Conclusions

References

Tables

Figures

◀

▶

◀

▶

Back

Close

Full Screen / Esc

Printer-friendly Version

Interactive Discussion

newly-formed particles at low tide conditions during a lower biological activity (LBA, i.e. a lower mass concentration of chlorophyll a of the Atlantic Ocean) in autumn 2002 (Fig. 1b).

2 Methods

2.1 The UFO-TDMA

The ultrafine organic tandem differential mobility analyzer (UFO-TDMA) was applied to shed light on the possible presence of an organic fraction in the nucleation mode particles. Details of the system have been presented by Joutsensaari et al. (2001) and Vaattovaara et al. (2005). A brief summary of the UFO-TDMA setup and method used in this study is given in the following sections.

Figure 2 shows a schematic diagram of the UFO-TDMA setup. The first (Hauke type, length 11 cm; Winklmayr et al., 1991) DMA (differential mobility analyzer) classifies a desired size (for example, 10 nm) from a polydisperse aerosol flow, after which the selected particles are introduced to air with a known solvent (i.e. ethanol) saturation ratio S . The second DMA (Hauke type, length 11 cm; Winklmayr et al., 1991) then measures the change in particle size due to the interaction with the subsaturated ethanol vapor. The growth factors (GF), i.e. the final diameter after vapor uptake divided by the initial “dry” diameter of the particles are characteristic for each particle composition. In order to apply the dew point meter for ethanol vapor (if one excludes water or ethanol, one can measure the other; G. Schultz, private communication, 29 February 2000), dried and purified sheath air as well as Nafion dried aerosol flow (water saturation ratio ~ 0.01) was used. The temperature difference was maximized to 25 K between the saturator and the condenser in the CPC (condensation particle counter, 3010, TSI; Quant et al., 1992) to detect particles down to 6 nm (Mertes et al., 1995). During the daytime experiments of this study, the ethanol (purity 99.8%) saturation ratios were about 0.86 and the dry particle diameters were 6, 8, 10, 30, and 50 nm, respectively.

Marine secondary organic contribution to ultrafine particles

P. Vaattovaara et al.

Title Page

Abstract

Introduction

Conclusions

References

Tables

Figures

◀

▶

◀

▶

Back

Close

Full Screen / Esc

Printer-friendly Version

Interactive Discussion

The basic principle of the organic fraction detection in coastal environment is based on our laboratory UFO-TDMA measurements (Vaattovaara et al., 2005) with the most relevant inorganic compounds of biogenic origin believed to be present in the coastal aerosols and with two relevant oxidized organic compounds. The investigated compounds included sodium chloride (NaCl; a major constituent of marine sea salt particles with decreasing trend from coarse mode toward the upper end of Aitken mode particles; O'Dowd et al., 2004b), iodine tetroxide (I_2O_4), iodine pentoxide (I_2O_5), ammonium sulfate ($(NH_4)_2SO_4$), ammonium bisulfate ($(NH_4)HSO_4$), and several mixtures of ammonium bisulfate and sulfuric acid (H_2SO_4). Measurements were also done for two water soluble organic compounds, citric acid ($C_6H_8O_7 \cdot H_2O$) and tartaric acid ($C_4H_6O_6$). Citric acid is an important compound of the Krebs cycle of the metabolism of aerobic cells and organisms (Zubay, 1998). Citric acid has also been shown to be an important species in marine waters at the Atlantic coast (Creac'h, 1955) and sea salt particles (Ming and Russell, 2001). For tartaric acid, biogenic origin has been suggested too (Röhl and Lammel, 2002). Tartaric acid has been known to be present at least in some fruits (Streitwieser et al., 1992).

Our laboratory measurements indicated (Vaattovaara et al., 2005) that the inorganic compounds do not grow in subsaturated ethanol vapor, when particle size is 10 nm in diameter or below, and when the saturation ratio is about 86% or below. Furthermore, internally mixed 10 nm particles composed of ammonium bisulfate and sulfuric acid with sulfuric acid mass fraction $\leq 18\%$ showed no growth at 86% saturation ratio. That kind of sulfuric acid mass fraction should be much more than what can be present during new particle formation events at Mace Head (O'Dowd, 2000). Furthermore, it is expected that sulfuric acid is neutralized to more ammonium bisulfate and ammonium sulfate like forms in the aqueous particle phase (Seinfeld and Pandis, 1998).

Besides iodine, also bromine and chlorine halocarbons are produced coastally during low tide at Mace Head (Carpenter et al., 1999). However, photolysis of bromo- and chlorocarbons is expected to occur on a much longer timescale than that of equivalent alkyl iodides (Carpenter et al., 1999) and thus, the longer-lived bromine and chlorine

Marine secondary organic contribution to ultrafine particles

P. Vaattovaara et al.

Title Page

Abstract

Introduction

Conclusions

References

Tables

Figures

◀

▶

◀

▶

Back

Close

Full Screen / Esc

Printer-friendly Version

Interactive Discussion

compounds are not expected to take very effectively part in new particle formation. Also, a comparison between coastally observed BrO^\cdot and IO^\cdot rate coefficients with HO_2 indicates that iodine is the more important one of these two oxides in the marine boundary layer chemistry. Most importantly for nucleation mode particle phase, Mäkelä et al. (2002) did observe a lot of iodine but no bromine nor chlorine in their TEM samples during the coastal events.

In contrast to inorganics, 10 nm particles composed of the oxidized organic compound studied did grow at ethanol saturation ratio of 0.86. The properties of the different compounds studied are summarised in Table 1. Qualitatively, the growth behavior of those compounds in EtOH is as expected based on the solubility information. For more detailed growth behavior, Table 2 shows the ethanol growth factors of three individual compounds and a sulfuric acid mixture with ammonium bisulfate (6 nm and 8 nm have not been measured for the mixture, because 10 nm did not grow) as a function of particle diameter at saturation ratios about 85–86%.

2.2 The PHA-UCPC

The characterisation of the PHA-UCPC (pulse height analyzer ultrafine condensation particle counter) was conducted in the Department of Physical Sciences, University of Helsinki, and has been reported in detail by O'Dowd et al. (2004a). Here, we summarize the most important results from the viewpoint of the present study. The tested aerosol species were (1) iodine pentoxide (iodine oxide used as a surrogate for I_2O_4 which is thought to be present in coastal nucleation mode particles (Hoffmann et al., 2001; Mäkelä et al., 2002), (2) ammonium sulfate, (3) malonic acid ($\text{C}_3\text{O}_4\text{H}_4$, a known anthropogenic organic aerosol species), (4) pinic acid ($\text{C}_9\text{H}_{14}\text{O}_4$) and (5) cis-pinonic acid ($\text{C}_{10}\text{H}_{16}\text{O}_3$). The non-atmospheric aerosol type chosen was silver (Ag).

Calibration particles, with the exception of silver particles which were produced with a tube furnace, were produced with an atomizer using water as a solvent. Calibrations were conducted for a range of sizes from 3–10 nm. For each calibration, large (20 nm) silver particles were also produced with a tube furnace to determine the pri-

Marine secondary organic contribution to ultrafine particles

P. Vaattovaara et al.

Title Page

Abstract

Introduction

Conclusions

References

Tables

Figures

◀

▶

◀

▶

Back

Close

Full Screen / Esc

Printer-friendly Version

Interactive Discussion

mary pulse “anchor” spectrum. For the sub 10 nm silver calibrations, 20 nm ammonium sulfate particles, produced with the atomizer, were used to determine the primary pulse spectrum.

5 During all calibration runs, the 20 nm particles produced narrow spectra centered on channel number 800 as observed in the field experiments. The 5 nm spectral response for the 4 species tested all exhibit noticeably different peak intensities and peak widths. 5 nm ammonium sulfate particles, as previously demonstrated (Weber et al., 1997) exhibit a peak at channel number 700, while I_2O_5 particles of the same size exhibit a peak at channel number 670. Pinic acid exhibits a peak intensity at channel 760. It
10 should be noted that the peak in the normalized counts is a function of particle size, increasing with size, while the width of the spectrum decreases with size.

A series of measurements for a range of particle sizes between 3 nm and 10 nm was conducted for the aforementioned species. Pulse height spectra for all particles (similar to the example shown for 5 nm particles in Fig. 3) were fitted with normal distributions and the peak channel positions and widths were calculated. The results of
15 the difference in peak channel positions are best summarised by the Fig. 3a, where the peak position relative to the large-particle peak is plotted as a function of DMA mobility diameter.

The organic acids clearly have less separation from the 20 nm particles peak, while
20 the inorganic species have significantly more separation. Similarly, for channel width (Fig. 3b), the organic spectra are narrower than those resulting from the inorganic particles.

3 Results and discussion

3.1 The UFO-TDMA field experiments

25 The field experiments using the UFO-TDMA were carried out at the Mace Head station during a three weeks intensive campaign (21 May 2002–10 June 2002, representing a

Marine secondary organic contribution to ultrafine particles

P. Vaattovaara et al.

Title Page

Abstract

Introduction

Conclusions

References

Tables

Figures

◀

▶

◀

▶

Back

Close

Full Screen / Esc

Printer-friendly Version

Interactive Discussion

high biological activity period) in the framework of the European Union funded QUEST (Quantification of Aerosol Nucleation in the European Boundary Layer) project. The UFO-TDMA system was situated in a sea container on the rocky shore of the North Atlantic Ocean. The coastal biota is very rich with various types of macroalgae (brown, green, red), cyanobacteria and phytoplankton. Typically, clean marine air contains low NO_x (i.e. <30 ppt of NO and 60–80 ppt of NO_2 – Sommariva et al., 2006 – and black carbon (BC) concentrations, i.e. <50 ng/m³). Temperature, RH (relative humidity) and air pressure were mainly between 284–290 K, 70–90% and 970–1030 hPa, respectively, during this campaign and the nucleation events coincided mainly with daily temperature maxima and RH minima. Temperature maxima and RH minima have also been observed during the Pacific Ocean coastal events by Johnson et al. (2005).

Next, we will mainly focus on two of the strongest nucleation events observed during the campaign (coastal, low tide, sunlight, biologically active time) that occurred on 4 and 6 June. During those days, it was possible to follow the change of Aitken mode as well. The strength and length of the new particle formation events are seen for one week period in Fig. 4. The figure shows that during the strong events, the largest observed nucleation mode particles reach 10 nm. In addition, the growth rates of the freshly nucleated particles seem to be quite high. This is obviously due to the largest particles observed not forming very far from the observation site. Naturally, the measurements of sub 10 nm particles are especially important for characterizing those newly-formed particles. The main difference between those two events was that the 4 June event occurred with number concentration of $3 \cdot 10^4 \text{ cm}^{-3}$ during clean marine air mass (i.e. 100 m high trajectory) advected over multiple tidal zones (Fig. 5) with the BC mass concentration clearly below 50 ng/m³ and pre-existing particle concentration about 400 cm^{-3} in the evening whereas the 6 June event started at morning and ending at noon with number concentration of $9 \cdot 10^4 \text{ cm}^{-3}$ during moderate marine air mass advected over multiple tidal zones 10–20 km upwind of the measurements site (Fig. 6) with high BC mass concentration peaks and pre-existing particles number concentration about 4400 cm^{-3} . Thus, 4 June is the cleaner case but solar radiation (UVR_{eff} ,

Marine secondary organic contribution to ultrafine particles

P. Vaattovaara et al.

Title Page

Abstract

Introduction

Conclusions

References

Tables

Figures

◀

▶

◀

▶

Back

Close

Full Screen / Esc

Printer-friendly Version

Interactive Discussion

i.e. erythermally, 340–300 nm, weighted ultraviolet (UV) A (wavelength 400–320 nm) and UV B (wavelength about 320–280 nm) radiation) was less intense (i.e. UVR_{eff} from afternoon about 50 W/m^2 down to evening below 1 W/m^2) than the 6th (UVR_{eff} from 50 W/m^2 during morning up to 130 W/m^2 during noon). The local wind direction was more effectively from the marine coastal region on 6 June.

On 4 June, the GFs of 6 nm particles were close to unity, indicating no growth as would be expected for iodine oxides, sulfate compounds, or organic compounds which are either ethanol insoluble or otherwise do not grow at the saturation ratio applied when the particle size is 6 nm. Based on known information about coastal nucleation events, iodine oxides are likely constituents of the particles (O'Dowd et al., 1999; Mäkelä et al., 2002). However, we can not exclude an organic contribution. On 6 June, the 6 nm GFs were centered around 1.05, which is a clear signature of the presence of organic species in the particles. The 8 nm growth factors behaved quite similarly as the 6 nm GFs. 10 nm growth factors (Fig. 7) indicate that on 4 June, at least some organic material was present in the particles, and that on the 6th, the organic signature (Fig. 8) is quite clear (i.e. $GF \sim 1.08$). Interestingly, there seems to be an increasing trend in the 10 nm GFs on the 4th and 6th. Generally, however, comparison of different events and nucleation mode sizes with each other on the coastal region is unreliable, because different seaweed species grow at different depths from the sea level and in occasional rock pools, and produce iodine and organic compounds in different proportions, depending on the species and their distribution on the coastal area. Thus, local wind directions can have a major effect on the relative amounts of different compounds carried by the wind from the nearby marine biogenic sources. Furthermore, possible differences in the depth and time of low tide play a role for different macroalgae stress and solar radiation availability. Gas phase chemical composition and thus, photochemistry is also expected to be different between the morning, noon and evening events.

Based on the presented event time GFs for 10 nm particles, a rough estimation of the organic volume fraction in the particles is possible. Assuming that the organic material is non-volatile and very soluble in ethanol, an educated guess can be made

Marine secondary organic contribution to ultrafine particles

P. Vaattovaara et al.

Title Page

Abstract

Introduction

Conclusions

References

Tables

Figures

◀

▶

◀

▶

Back

Close

Full Screen / Esc

Printer-friendly Version

Interactive Discussion

that the GF for 10 nm particles composed of the organic material could be about 1.16, a similar number as we have measured in the laboratory for non volatile and very ethanol soluble citric acid (which dissolves readily in ethanol). Assuming further that iodine oxides and the organic material do not interact during ethanol uptake, it can be calculated that the GF range 1.02–1.08 detected for 10 nm particles during nucleation events would correspond to organic volume fractions of 11–47%. A somewhat higher GF of 1.2 for the pure organic material would yield organic volume fractions of 9–35%. Our measured growth factors therefore show that in the 10 nm range, the organic contribution to the particles growth rate and survival probability is significant.

One interesting day to look at in more depth is 7 June, when the wind direction was auspicious for new particle formation. However, the intensity of solar radiation was very low (i.e. UVR_{eff} below 20 W/m^2) the whole day which may be the reason for the absence of new particle formation during that day although two low tides took place, one in the morning and another in the evening.

The DMPS (differential mobility particles sizer) data (Fig. 4) shows that the Aitken mode initially situated between about 20–50 nm grows to larger sizes (mode at about 100 nm) during 4–6 June. Simultaneously, the total number concentration has an increasing trend. Furthermore, the UFO-TDMA data indicates that the composition of Aitken mode particles change at the same time (for example, GFs of 30 nm particles increase from about 1.11 toward 1.15 during the event of 6 June; Fig. 9). Unfortunately, the GFs of 50 nm particles were not measured during that episode. However, it is likely (because 30 nm and 50 nm particles are in the same mode) that 50 nm particles behave similarly to 30 nm particles also during these days (as they do during many other event days). The GFs of the nucleation mode particles show that newly produced particles include a significant fraction of organic material. Because the same material can condense on the growing Aitken mode particles (Fig. 4), it is highly probable that the Aitken mode particles also contain secondary organic material.

Thus, secondary organic compounds produced during nucleation events are able to affect the potential CCN and the bigger, radiatively active particles at the coastal envi-

Marine secondary organic contribution to ultrafine particles

P. Vaattovaara et al.

Title Page

Abstract

Introduction

Conclusions

References

Tables

Figures

◀

▶

◀

▶

Back

Close

Full Screen / Esc

Printer-friendly Version

Interactive Discussion

ronment. Consequently, the sizes of the particles increase, and their composition and thermodynamic properties (e.g. surface tension, hygroscopicity, deliquescence behavior, potential to absorb semi-volatile organics) may change. Those properties have remarkable effects on the formation and properties of cloud droplets and clouds. Newly-formed secondary organic compounds which are soluble in both ethanol and water could decrease (compared to iodine oxide or ammonium sulfate) the surface tension of CCN, increase (compared to iodine oxide or ammonium sulfate or water insoluble organic) their water absorption ability at relatively low RHs (i.e. change their deliquescence behavior), and change the hygroscopicity of the CCN at high RHs (direction and amount of the change depend on the nature and interactions of organic and inorganic compounds contained in the CCN) and increase the potential of the CCN to absorb other kind of organic semi-volatile compounds. Thus, secondary organic compounds produced during the events have also important effects on properties of marine/coastal particle size distributions.

In order to further study the possibility that biogenic organics contribute to nucleation and Aitken modes particles mass, we also select the additional clean marine air mass day (27 May 2002; Fig. 10) with new particle formation event during noon with number concentration of $5 \times 10^5 \text{ cm}^{-3}$ (Fig. 11) and very effective solar radiation (UVR_{eff} from 150 W/m^2 down to 100 W/m^2). Furthermore, low BC mass concentration (i.e. $< 50 \text{ ng/m}^3$) and a low Aitken mode particle concentration with background number concentration below 1000 cm^{-3} were typical for clean marine air mass. The results indicate similar growth factors and trend as during the 6 June noon event in 10 nm (Fig. 12) and 30 nm (Fig. 13) particles, although this 27 May event lasts shorter time because wind direction turned from the coastal region including multiple tidal zones to more open sea direction. Consequently, although particle number concentration maximum during this very clean marine air mass event is as high as during the 6th event case, the concentration maximum lasts much shorter time. All that suggests that in addition to the 27th and the 4th events also during the 6th event has marine/coastal biogenic secondary organic signature in the 6–10 nm particles. However, we cannot exclude the

Marine secondary organic contribution to ultrafine particles

P. Vaattovaara et al.

Title Page

Abstract

Introduction

Conclusions

References

Tables

Figures

◀

▶

◀

▶

Back

Close

Full Screen / Esc

Printer-friendly Version

Interactive Discussion

possibility that during 6 June moderate marine air mass event case the organic signature would be affected by condensation of anthropogenic secondary organic species as well.

5 Additionally, the open sea air mass trajectories (Fig. 10) and growth factors of 10 nm particles (Fig. 13) outside the event time of 27 May indicate that also open ocean biota produces organic compounds to nucleation mode sized particles. The same kind of phenomenon is detected also during other non-event open ocean cases/days (e.g. 30 May) with efficient solar radiation. That implies again biogenic secondary organic products, which can effect also on Aitken mode and bigger particles composition and properties.
10

3.2 The PHA-UCPC field experiments

For the PHA-UCPC data analysis, continuous measurements of aerosol size and total concentration were also conducted at the West coast of Ireland (Mace Head Atmospheric Research Station) where nucleation events have been reported usually along with low tide (O'Dowd et al., 2002a). Aerosol size distributions were measured using 2 SMPS (scanning mobility particle sizer) bank. The SMPS-I which consists of a nano-DMA (TSI model 3085) with an ultrafine CPC (TSI model 3025) measuring particle size distribution from 3.5 nm to 15 nm with a time resolution of 30 s. The SMPS-II with a long-DMA (TSI model 3071) and a CPC (TSI model 3010) measures aerosol size
15 distribution from 10 to 230 nm with a time resolution of 120 s. The PHA-UCPC was also deployed, the sample air of which were needed to be diluted by 1:300 ratio because the concentrations of nucleation mode aerosol frequently reach up to 10^6 cm^{-3} during nucleation events.
20

We chose a nucleation event at Mace Head when the origin of air mass arriving at the station was very clean marine condition (Day of Year (DOY) 281: 8 October 2002). Aerosol size distributions before, during, and after the event are shown in Fig. 14a. The aerosol concentration increased from $150\text{--}200 \text{ cm}^{-3}$ to $500\,000 \text{ cm}^{-3}$ in less than 30 min. Figure 14a shows a huge increase in the concentration of particles smaller than
25

Marine secondary organic contribution to ultrafine particles

P. Vaattovaara et al.

Title Page

Abstract

Introduction

Conclusions

References

Tables

Figures

◀

▶

◀

▶

Back

Close

Full Screen / Esc

Printer-friendly Version

Interactive Discussion

10 nm diameter with a modal diameter located over 3–5 nm at the start of the event, while there was almost no change in the concentration of aerosols larger than 20 nm when compared with a background spectrum. The detected pulse height spectra for both before and after the nucleation event are shown in Fig. 14b. While the anchor channel (800th) still represents pulses from particles larger than 10 nm, a greater number of small pulses were also detected during this nucleation event. As is clear from red line in the Fig. 14b, even the maximum pulse counting channel shifted from 800th to 725th, which means that pulses from nano-particles dominated throughout the PHA-UCPC channel. We calculated the pulse height distribution by combining measured SMPS aerosol size distribution with laboratory calibration data, and compared these simulated data against the in-situ measured pulse height distribution. The simulation was conducted with a laboratory calibration data-set of pinic acid, malonic acid, ammonium sulfate, and I_2O_5 . The simulated and measured pulse height spectra are shown in Fig. 14b. Unlike boreal forests cases reported by O'Dowd et al. (2004a), pinic acid cannot re-simulate the measured pulse height alone at all. Calculated pulse height spectrum with malonic acid showed broader range of PHA-UCPC channel coverage but still this distribution cannot explain the peak channel at 725th, nor the measured shoulder of pulse heights. Ammonium sulfate showed a better agreement for the peak channel, but failed to simulate the small pulses from 3–4 nm diameter particles, which locate between 500th and 600th PHA-UCPC channel. Simulations with I_2O_5 can explain small pulses from 3–4 nm particles, but cannot represent pulses for 7–8 nm particles.

It is most likely that the composition of particles with diameter 3 to 4 nm are mainly dominated by iodine compounds, as ammonium sulfate can not explain small pulses and these nanoparticles are insoluble in the PHA-UCPC butanol chamber. When the nano-particles grow by condensation or coagulation, it seems that the chemical composition becomes somewhat a mixture of complex species, at least which can not be explained by only one of the species for which we made a laboratory calibration.

It can be inferred from our simulation that 3–4 nm particle nucleation is mainly affected or triggered by iodine compounds and as this aerosol grows ammonium sulfate

Marine secondary organic contribution to ultrafine particles

P. Vaattovaara et al.

Title Page

Abstract

Introduction

Conclusions

References

Tables

Figures

◀

▶

◀

▶

Back

Close

Full Screen / Esc

Printer-friendly Version

Interactive Discussion

or some unidentified organic species may also contribute to the composition at the coastal environment. However, based on earlier known information about the sulfate compounds (Väkevä et al., 2002) and considering that the UFO-TDMA results above strongly indicate an organic contribution in particles larger than 6 nm, the organic type explanation of the PHA-UCPC data seems more likely, even though sulfate compounds are probably present in small amounts as well.

3.3 Origin and fate of marine secondary organic compounds

Even though the Mace Head area is free of woodlands and monoterpenes or sesquiterpenes have not been observed in the coastal region (Sartin et al., 2001), there is plenty of evidence about biogenic coastal organic sources during daylight hours at Mace Head: Because of the abundant marine biota of that coastal region, a remarkable amount of isoprene and other organic compounds are produced by the coastal seawater and marine biota (production from seawater and marine biota can be associated with biological processes of marine phytoplankton and cyanobacteria and is dependent of light, temperature, and organism size (Shaw et al., 2003); and particularly with biological processes of inter-tidal seaweeds (Sartin et al., 2002; Broadgate et al., 2004), whose biological production is related to light availability and temperature and is species dependent (Broadgate et al., 2004)). Furthermore, the concentrations of isoprene and other short-lived alkenes produced from the local coastal waters, have been observed to show maximum atmospheric levels during daylight and to be responsible for up to 88% of non-methane hydrocarbon (NMHC) reactions with the hydroxyl radical at that coastal marine site (Lewis et al., 1999), showing the importance of the role of alkenes in the Mace Head boundary layer chemistry. Also, Lewis et al. (1997) and Carslaw et al. (2000) emphasized the significance of isoprene reactions and thus their oxidation products in the coastal daylight chemistry. At the same coastal site, Fowler et al. (1997) reported that isoprene normally has a clear diurnal cycle with maximum concentrations appearing after solar noon due to biogenic emission fluxes being strongly influenced by temperature and net photosynthetically active radiation (PAR).

Marine secondary organic contribution to ultrafine particles

P. Vaattovaara et al.

Title Page

Abstract

Introduction

Conclusions

References

Tables

Figures

◀

▶

◀

▶

Back

Close

Full Screen / Esc

Printer-friendly Version

Interactive Discussion

As a very relevant example of oxidation products of the biosynthetically produced coastally/marinely important very reactive organic gases, isoprene oxidation products have been found in the particle phase from various terrestrial biogenic source regions (from a Japanese mixed forest by Matsunaga et al., 2003; from the Amazon rain forest in the Brazil by Claves et al., 2004; and from a Finnish boreal forest by Kourtchev et al., 2005). Furthermore, SOA (secondary organic aerosol) formation capability of isoprene in the presence of a seed aerosol has been shown in the laboratory study of Limbeck et al. (2003) and in the smog chamber study of Jang et al. (2002).

Similarly to coastal nucleation events, the increase of isoprene production from different coastal seaweeds (red, green, brown) has been related to stress due to low tide with estimated isoprene flux from seaweeds up to $6.8 \cdot 10^8$ molecules $\text{cm}^{-2} \text{s}^{-1}$ at the Mace Head coast (Broadgate et al., 2004). Similar flux values ($8.8 \cdot 10^8$ molecules $\text{cm}^{-2} \text{s}^{-1}$) were estimated at a nearby site by Greenberg et al. (2005). They also measured isoprene air concentrations of 10–160 ppt (median 68 ppt), 7–210 ppt (median 63 ppt), and 7–270 ppt (median 41 ppt) at altitudes of 0 m, 50 m, and 100 m, respectively, at the coast 5 km away from Mace Head. Corresponding high and even higher (up to 350 ppt) isoprene concentrations have frequently been detected from biogenic local sources at the Mace Head coast during daytime (e.g. Carslaw et al., 2000; Heard et al., 2005), especially in summer. Isoprene concentrations are also at least comparable with iodine gas (i.e. I_2) concentrations measured during low tide at a nearby location (20–100 ppt; Sellegri et al., 2005) and the Mace Head site (10 ppt; Saiz-Lopez and Plane, 2004).

Reaction products of isoprene atmospheric oxidation mechanisms initiated by OH^\cdot , O_3 , NO_3 , and a halogen radical (Cl^\cdot), recently described by Fan and Zhang (2004), also support the potential of SOA formation. It is worth of noticing that the coastally important iodine belongs to the same reactive halogen group as chlorine. Therefore, iodine radical reactions with the coastal alkenes like isoprene are able to initiate oxidation process. Furthermore, because Cl -isoprene reaction rate constant ($4.27 \cdot 10^{-10} \text{ cm}^3 \text{ molecule}^{-1} \text{ s}^{-1}$; Fan and Zhang, 2005) is considerably faster than the reactions of isoprene with hydroxyl radical ($9.98 \cdot 10^{-11} \text{ cm}^3 \text{ molecule}^{-1} \text{ s}^{-1}$; Atkinson, 1986), also io-

Marine secondary organic contribution to ultrafine particles

P. Vaattovaara et al.

Title Page

Abstract

Introduction

Conclusions

References

Tables

Figures

◀

▶

◀

▶

Back

Close

Full Screen / Esc

Printer-friendly Version

Interactive Discussion

dine could be expected to accelerate isoprene oxidation. Also the presence of organic iodine compounds in marine aerosol has already been shown and the importance suggested (e.g. Baker, 2005). Actually, iodine-isoprene reactions are very probable on the coastal site with brown algae (e.g. *Laminaria digitata* and *Fucus vesiculosus*) which produce both iodine gas and isoprene. Moreover, some of common red and green algae species which can grow nearby brown algae species are much more effective isoprene producers than brown algae (Broadgate et al., 2004).

Additionally, contrary to brown algae (e.g. *Laminaria saccharina*), red and green algae are known (Malin and Kirst, 1997) to be able to produce also DMS as a by-product of the production of a reactive alkene (i.e. acrylic acid, $C_3H_4O_2$; Van Alstyne and Houser, 2003). Biogenic production of sulfuric acid also detected from red and green algae or/and planktonic algae at the Mace Head coast can have an import role in catalysis of organic reactions, thus accelerating their oxidation rate in addition to possible forming thermodynamically stable clusters (TSC) taking part in new particle formation events. Moreover, coastally/marinely important isoprene is very soluble in ethanol (CRC Handbook of Chemistry and Physics, 2005) and thus, its oxidation products are expected to grow in sub saturated ethanol vapor.

Thus, when we take into account the high amount of isoprene which is biosynthetically produced by marine phytoplankton (Shaw et al., 2003) and seaweeds (Broadgate et al., 2004) during efficient solar radiation and low tide in the same locations as the high number concentration of iodine radicals, isoprene reactivity with halogen radicals, hydroxyl radicals and ozone, and isoprene formation capability of different oxidation products, it is very probable that oxidation products of biogenic alkenes significantly contribute to the organics detected in the particles.

Also for open ocean cases, a natural explanation would be oxidation products of organics such as isoprene (see Lewis et al., 1999), produced by marine phytoplankton and cyanobacteria (Shaw et al., 2003). Particle number concentration of very clean marine air mass during coastal non-event time is low compared to the event time. Comparison of the estimated fluxes of $6-7 \cdot 10^8$ molecules $cm^{-2}s^{-1}$ (Broadgate et al., 2004)

Marine secondary organic contribution to ultrafine particles

P. Vaattovaara et al.

[Title Page](#)[Abstract](#)[Introduction](#)[Conclusions](#)[References](#)[Tables](#)[Figures](#)[◀](#)[▶](#)[◀](#)[▶](#)[Back](#)[Close](#)[Full Screen / Esc](#)[Printer-friendly Version](#)[Interactive Discussion](#)

from the local coastal macroalgae and about $3\text{--}6 \cdot 10^7$ molecules $\text{cm}^{-2} \text{s}^{-1}$ from marine phytoplankton for isoprene during East Atlantic bloom (Shaw et al., 2003) reveals that quantitative contribution of open ocean isoprene oxidation products would seem to be more or less minor to high particle concentration coastal events.

Figure 15 summarizes the rough overall outlook that has emerged from the biogenic coastal/marine nucleation and Aitken modes particles formation, growth, and composition at the Mace Head region.

4 Conclusions

In this study, we applied the UFO-TDMA method to shed light on the presence of organics in newly-formed nucleation mode particles at a coastal site in West Ireland (Mace Head). The focus was on typical coastal nucleation events which occurred at low tide conditions during efficient solar radiation and high biological activity at spring 2002. The results indicate that coastally formed nucleation mode particles include a significant fraction of secondary organic products, beside iodine oxides which have earlier been identified as constituents of the newly-formed particles. Based on this study and literature information published so far, the origin of those secondary organic oxidation compounds can be related to marine/coastal biogenic sources (i.e. phytoplankton, cyanobacteria, and especially various seaweeds) and thus mainly biosynthetic production of alkenes like isoprene and their oxidation driven by hydroxyl radicals, ozone and biogenic iodine radicals during efficient solar radiation. Furthermore, during nucleation event in pollution influenced modified marine air mass, also anthropogenic secondary organic compounds can have an effect to the nucleation mode particles.

Additionally, our UFO-TDMA results suggest that coastally/marinely formed biogenic secondary organic compounds may, in addition to being significant contributors to the nucleation mode processes, affect the formation (i.e. size, composition and thus, variety of properties) of CCN and even larger radiatively active particles, subsequently playing an important role in the regional radiative budget and thus, effect also on differ-

Marine secondary organic contribution to ultrafine particles

P. Vaattovaara et al.

Title Page

Abstract

Introduction

Conclusions

References

Tables

Figures

◀

▶

◀

▶

Back

Close

Full Screen / Esc

Printer-friendly Version

Interactive Discussion

ent feedback mechanisms between coastal/marine biota, aerosols, clouds, and solar radiation.

Furthermore, the PHA-UCPC technique was used to study the composition of newly-formed particles during the LBA period in October, at the same coastal location. Overall, the PHA-UCPC observations seem to be in agreement with the current knowledge about the presence of iodine oxides in the smallest newly-formed coastal particles. On the other hand, the spectra for somewhat larger, 7–8 nm particles cannot be explained by iodine oxides alone, and considering the fact that the amount of sulfate in the particles is likely to be minor, an organic contribution seems to be the most reasonable explanation. The PHA-UCPC measurement described in this study was also conducted during inflow of clean marine air mass, and therefore isoprene is a likely precursor of the detected organic signal.

Taken together, the nucleation mode measurements presented in this paper suggest that iodine oxides are mainly responsible for the nucleation and early growth of newly-formed coastal particles, and that condensable secondary organics start more effectively to contribute to the growth at particle sizes of about 5–6 nm. It is possible that the large Kelvin effect prevents the condensation of the organics at smaller particle sizes (Kulmala et al., 2004b), suggesting interestingly the idea that produced organic oxidation products would need a seed for secondary organic aerosol formation.

A future plan is to perform laboratory/chamber experiments, using the UFO-TDMA, employing particles composed of coastally/marinely important iodine compounds and isoprene oxidation products in order to quantify in more details the secondary organic effects detected in the nucleation mode. Additional in situ measurements need also to be carried out in order to gain insight into the diurnal composition behavior of the nucleation and Aitken modes particles originating from the coastal and open ocean regions.

For the wider perspective, biogenically driven secondary organic contributions can be anticipated also at other biologically active, species specific marine/coastal waters (covering parts of all five oceans, especially at temperate and polar coastal zones; see

Marine secondary organic contribution to ultrafine particles

P. Vaattovaara et al.

Title Page

Abstract

Introduction

Conclusions

References

Tables

Figures

◀

▶

◀

▶

Back

Close

Full Screen / Esc

Printer-friendly Version

Interactive Discussion

Fig. 1c and also Kulmala et al., 2004a). Furthermore, similar effects could also be possible in fresh waters (e.g. lakes). Thus, for the global perspective of the particle and cloud formation and properties and eventually, of climate change, it would also be crucial to highlight biogenic secondary organic contributions at those biosynthetically active water/coast areas located around the world in addition to different terrestrial ecosystems.

Acknowledgements. This work was supported by EU (European Union) 5th Framework Programme through the QUEST (Quantification of Aerosol Nucleation in the European Boundary Layer) project, Emil Aaltonen Foundation, Academy of Finland project 52476, and Academy of Finland through the Center of Excellence programme. We wish to thank the staff of University of Helsinki (Finland) and National University of Ireland (Galway, Ireland) about great helpfulness and support during the QUEST campaign. Especially, we thank P. P. Aalto for the pictures of DMPS data, S. Cheevers and C. Kleefeld for help with meteorological data, and B. Kelly for delivering black carbon data. The authors also gratefully acknowledge SeaWiFS project (NASA/Goddard Space Flight Center and ORBIMAGE) for satellite pictures and the NOAA Air Resources Laboratory (ARL) for the provision of the HYSPLIT transport and dispersion model and READY website (<http://www.arl.noaa.gov/ready.html>) used in this publication.

References

- Alfonso, L. and Raga, B.: The influence of organic compounds on the development of precipitation acidity in maritime clouds, *Atmos. Chem. Phys.*, 4, 1097–1111, 2004.
- Andreae, M. O. and Crutzen, P. J.: Atmospheric aerosols: Biogeochemical sources and role in atmospheric chemistry, *Science*, 276, 1052–1058, 1997.
- Atkinson, R.: Kinetics and mechanisms of the gas-phase reactions of the hydroxyl radical with organic compounds under atmospheric conditions, *Chem. Rev.*, 86, 69–201, 1986.
- Baker, A. R.: Marine aerosol iodine chemistry: the importance of soluble organic iodine, *Environ. Chem.*, 2, 295–298, 2005.
- Broadgate, W. J., Malin, G., Küpper, F. C., Thompson, A., and Liss, P. S.: Isoprene and other non-methane hydrocarbons from seaweeds: a source of reactive hydrocarbons to the atmosphere, *Mar. Chem.*, 88, 61–73, 2004.

Marine secondary organic contribution to ultrafine particles

P. Vaattovaara et al.

Title Page

Abstract

Introduction

Conclusions

References

Tables

Figures

◀

▶

◀

▶

Back

Close

Full Screen / Esc

Printer-friendly Version

Interactive Discussion

- Burkholder, J. B., Curtius, J., Ravishankara, A. R., and Lovejoy, E. R.: Laboratory studies of the homogeneous nucleation of iodine oxides, *Atmos. Chem. Phys.*, 4, 19–34, 2003.
- Carpenter, L. J., Sturges, W. T., Penkett, S. A., Liss, P. S., Alicke, B., Hebestreit, K., and Platt, U.: Short-lived alkyl iodides and bromides at Mace Head, Ireland: Link to biogenic sources and halogen oxide production, *J. Geophys. Res.*, 104(D1), 1679–1689, 1999.
- 5 Carlsaw, N., Bell, N., Lewis, A. C., McQuaid, J. B., and Pilling, M. J.: A detailed case study of isoprene chemistry during the EASE96 Mace Head campaign, *Atmos. Environ.*, 34, 2827–2836, 2000.
- Clayes, M., Graham, B., Vas, G., Wang, W., Vermeylen, R., Pashynska, V., Cafmeyer, J., Guyon, P., Andreae, M. O., Artaxo, P., and Maenhaut, W.: Formation of secondary organic aerosols through photooxidation of isoprene, *Science*, 303, 1173–1176, 2004.
- 10 CRC Handbook of Chemistry and Physics: 77th edition, CRC press, 1996.
- CRC Handbook of Chemistry and Physics: 86th edition, CRC press, 2005.
- Creac'h, P. V.: Presence of citric and malic acids in littoral marine waters, *Hebd. Seances Acad. Sci.*, 240, 2551–2553, 1955.
- 15 Daehlie, G. and Kjekshus, A.: Iodine oxides, Part I., *Acta Chem. Scand.*, 18, 144–156, 1964.
- Draxler, R. R. and Rolph, G. D.: HYSPLIT (HYbrid Single-Particle Lagrangian Integrated Trajectory) Model access via NOAA ARL READY Website (<http://www.arl.noaa.gov/ready/hysplit4.html>), NOAA Air Resources Laboratory, Silver Spring, M.D., 2003.
- 20 Fan, J. and Zhang, R.: Atmospheric oxidation mechanism of isoprene, *Environ. Chem.*, 1, 140–149, 2004.
- Fowler, D., Coyle, M., Anderson, R., Ashmore, M. R., Bower, J. S., Burgess, R. A., Cape, J. N., Cox, R. A., Derwent, R. G., Dollard, G. J., Grennfelt, P., Harrison, R. M., Hewitt, C. N., Hov, Ø, Jenkin, M. E., Lee, D. S., Maynard, R. L., Penkett, S. A., Smith, R. I., Stedman, J. R., Weston, K. J., Williams, M. L., and Woods, P. J.: Ozone in the United Kingdom, Fourth report of the photochemical oxidants review group, 1997.
- 25 Greenberg, J. P., Gunther, A. B., and Turnipseed, A.: Marine organic halide and isoprene emissions near Mace Head, Ireland, *Environ. Chem.*, 2, 291–294, 2005.
- 30 Heard, D. E., Read, K. A., Methven, J., Al-Haider, S., Bloss, W. J., Johnson, G. P., Pilling, M. J., Seakings, P. W., Smith, S. C., Sommariva, R., Stanton, J. C., Still, T. J., Brooks, B., De Leeuw, G., Jackson, A. V., McQuaid, J. B., Morgan, R., Smith, M. H., Carpenter, L. J., Carlsaw, N., Hamilton, J., Hopkins, J. R., Lee, J. D., Lewis, A. C., Purvis, R. M., Wevill, D. J., Brough,

Marine secondary organic contribution to ultrafine particles

P. Vaattovaara et al.

Title Page

Abstract

Introduction

Conclusions

References

Tables

Figures

◀

▶

◀

▶

Back

Close

Full Screen / Esc

Printer-friendly Version

Interactive Discussion

- N., Green, T., Mills, G., Penkett, S. A., Plane, J. M. C., Saiz-Lopez, A., Worton, D., Monks, P. S., Fleming, Z., Richard, A. R., Alfarra, M., Allan, J. D., Bower, K., Coe, H., Cubison, M., Flynn, M., McFiggans, G., Gallagher, M., Norton, E. G., O'Dowd, C. D., Shillito, J., Topping, D., Vaughan, G., Williams, P., Bitter, M., Ball, S. M., Jones, R. L., Povey, I. M., O'Doherty, S., Simmonds, P. G., Allen, A., Kinnersley, R. P., Beddows, D. C. S., Dall'Osto, M., Harrison, R. M., Donovan, R. J., Heal, M. R., Jennings, S. G., Noone, C., and Spain, G.: The North Atlantic marine boundary layer experiment (NAMBLEX). Overview of the campaign held at Mace Head, Ireland, in summer 2002, *Atmos. Chem. Phys. Discuss.*, 5, 12 177–12 254, 2005.
- Hoffmann, T., O'Dowd, C. D., and Seinfeld, J. H.: Iodine oxides and new particle formation, *Geophys. Res. Lett.*, 28, 1949–1952, 2001.
- Jang, M. S., Czoschke, N. M., Lee, S., and Kamens, R. M.: Heterogeneous atmospheric aerosol production by acid-catalyzed particle-phase reactions, *Science*, 298, 814–817, 2002.
- Jimenez, J. L., Bahreini, R., Cocker, D. R., Zhuang, H., Varutbangkul, V., Flagan, R. C., Seinfeld, J. H., O'Dowd, C. D., and Hoffmann, T.: New particle formation from photooxidation of diiodomethane (CH_2I_2), *J. Geophys. Res.*, 108(D10), 4318, doi:10.1029/2003JD001608, 2003.
- Johnson, G. R., Ristovski, Z. D., D'Anna, B., and Morawska, L.: Hygroscopic behavior of partially volatilized coastal marine aerosols using the volatilization and humidification tandem differential mobility analyzer technique, *J. Geophys. Res.*, 110, D20203, doi:10.1029/2004JD005657, 2005.
- Joutsensaari, J., Vaattovaara, P., Vesterinen, M., Hämeri, K., and Laaksonen, A.: A novel tandem differential mobility analyzer with organic vapor treatment of aerosol particles, *Atmos. Chem. Phys.*, 1, 51–60, 2001.
- Kourtchev, I., Ruuskanen, T., Maenhaut, W., Kulmala, M., and Clays, M.: Observation of 2-methyltetrols and related photo-oxidation products of isoprene in boreal forest aerosols from Hyytiälä, Finland, *Atmos. Chem. Phys.*, 5, 2761–2770, 2005.
- Kulmala, M., Vehkamäki, H., Petäjä, T., Dal Maso, M., Lauri, A., Kerminen, V.-M., Birmili, W., and McMurry, P. H.: Formation and growth rates of ultrafine atmospheric particles: a review of observations, *J. Aerosol. Sci.*, 35, 143–176, 2004a.
- Kulmala, M., Kerminen, V.-M., Anttila, T., Laaksonen, A., and O'Dowd, C. D.: Organic aerosol formation via sulphate cluster activation, *J. Geophys. Res.*, 109, doi:10.1029/2003JD003961,

Marine secondary organic contribution to ultrafine particles

P. Vaattovaara et al.

Title Page

Abstract

Introduction

Conclusions

References

Tables

Figures

◀

▶

◀

▶

Back

Close

Full Screen / Esc

Printer-friendly Version

Interactive Discussion

2004b.

Lewis, A. C., Bartle, K. D., Heard, D. E., McQuaid, J. B., Pilling, M. J., and Seakins, P. W.: In situ, gas chromatographic measurements of non-methane hydrocarbons and dimethyl sulfide at a remote coastal location (Mace Head, Eire) July–August 1996, *J. Chem. Soc., Faraday Trans.*, 93(17), 2921–2927, 1997.

Lewis, A. C., McQuaid, J. B., Carslaw, N., and Pilling, M. J.: Diurnal cycles of short-lived tropospheric alkenes at a north Atlantic coastal site, *Atmos. Environ.*, 33, 2417–2422, 1999.

Limbeck, A., Kulmala, M., and Puxbaum, H.: Secondary organic aerosol formation in the atmosphere via heterogeneous reaction of gaseous isoprene on acidic particles, *Geophys. Res. Lett.*, 30(19), 1996, doi:10.1029/2003GL017738, 2003.

Mäkelä, J. M., Hoffmann, T., Holzke, C., Väkevää, M., Suni, T., Mattila, T., Aalto, P., Tapper, U., Kauppinen, E., and O'Dowd, C. D.: Biogenic iodine emissions and identification of end-products in coastal ultrafine particles during nucleation bursts, *J. Geophys. Res.*, 107(D19), 8110, PAR 1–14, doi:10.1029/2001JD000580, 2002.

Malin, G. and Kirst G. O.: Algal production of dimethylsulfide and its atmosphere role, *J. Phycol.*, 33, 889–896, 1997.

Matsunaga, S., Mochida, M., and Kawamura, K.: Growth of organic aerosols by biogenic semi-volatile carbonyls in the forestal atmosphere, *Atmos. Environ.*, 37, 2045–2050, 2003.

McFiggans, G., Coe, H., Burgess, R., Allan, J., Cubison, M., Alfarra, M. R., Saunders, R., Saiz-Lopez, A., Plane, J. M. C., Wevill, D., Carpenter, L., Rickard, A. R., and Monks, P. S.: Direct evidence for coastal iodine particles from *Laminaria* macroalgae – linkage to emissions of molecular iodine, *Atmos. Chem. Phys.*, 4, 701–713, 2004.

Mertes, S., Schröder, F., and Wiedensohler, A.: The particle detection efficiency curve of the TSI-3010 CPC as a function of temperature difference between saturator and condenser, *Aerosol Sci. Technol.*, 23, 257–261, 1995.

Ming, Y. and Russell, L.: Predicted hygroscopic growth of sea salt aerosol, *J. Geophys. Res.*, 106, 28 259–28 274, 2001.

Novakov, T. and Penner, J. E.: Large contribution of organic aerosols to cloud-condensation-nuclei concentrations, *Nature*, 365, 823–826, 1993.

O'Dowd, C. D., McFiggans, G., Creasey, D. J., Pirjola, L., Hoell, C., Smith, M. H., Allan, B. J., Plane, J. M. C., Heard, D. E., Lee, J. D., Pilling, M. J., and Kulmala, M.: On the photochemical production of new particles in the coastal boundary layer, *Geophys. Res. Lett.*, 26, 1707–1710, 1999.

ACPD

6, 3337–3379, 2006

Marine secondary organic contribution to ultrafine particles

P. Vaattovaara et al.

Title Page

Abstract

Introduction

Conclusions

References

Tables

Figures

◀

▶

◀

▶

Back

Close

Full Screen / Esc

Printer-friendly Version

Interactive Discussion

EGU

O'Dowd, C. D.: New particle formation and fate in the coastal environment (PARFORCE): Objectives and initial achievements, Finnish Association for Aerosol Research, Report Series in Aerosol Science, 48, 5–11, 2000.

O'Dowd, C. D.: Biogenic coastal aerosol production and its influence on aerosol radiative properties, *J. Geophys. Res.*, 106, 1545–1550, 2001.

O'Dowd, C. D., Jimenez, J., Bahreini, R., Flagan, R., Seinfeld, J., Hämeri, K., Pirjola, L., Kulmala, M., Jennings, S. G., and Hoffmann, T.: Marine aerosol formation from biogenic iodine emissions, *Nature*, 417, 632–636, 2002a.

O'Dowd, C. D., Hämeri, K., Mäkelä, J., Väkevä, M., Aalto, P., de Leeuw, G., Kunz, G. J., Becker, E., Hansson, H.-C., Allen, A. G., Harrison, R. M., Berresheim, H., Kleereld, C., Geever, M., Jennings, S. G., and Kulmala, M.: Coastal new particle formation: Environmental conditions and aerosols physicochemical characteristics during nucleation bursts, *J. Geophys. Res.*, 107(D19), 8107, PAR 12, 1–17, 2002b.

O'Dowd, C. D., Aalto, P. P., Yoon, Y. J., and Hämeri, K.: The use of the pulse height analyzer ultrafine condensation particle counter (PHA-UCPC) technique applied to sizing of nucleation mode particles of differing chemical composition, *J. Aerosol Sci.*, 35, 205–216, 2004a.

O'Dowd, C. D., Facchini, M. C., Cavalli, F., Ceburnis, D., Mircea, M., Dececari, S., Fuzzi, S., Yoon, Y. J., and Putaud, J.-P.: Biogenically driven organic contribution to marine aerosol, *Nature*, 431, 676–680, 2004b.

Palmer, C. J., Anders, T. L., Carpenter, L. J., Küpper, F. C., and McFiggans, G. B.: Iodine and halocarbon response of *Laminaria digitata* to oxidative stress and links to atmospheric new particle production, *Environ. Chem.*, 2, 282–290, 2005.

Quant, F. R., Caldow, R., Sem, G. J., and Addison, T. J.: Performance of condensation particle counters with three continuous flow design, *J. Aerosol. Sci.*, 23, 405–408, 1992.

Röhl, A. and Lammel, G.: Determination of malic and other C₄ dicarboxylic acids in atmospheric aerosol samples, *Chemosphere*, 46, 1195–1199, 2002.

Rolph, G. D.: Real-time Environmental Applications and Display sYstem (READY) Website (<http://www.arl.noaa.gov/ready/hysplit4.html>), NOAA Air Resources Laboratory, Silver Spring, MD, 2003.

Saiz-Lopez, A. and Plane, J. M. C.: Novel iodine chemistry in the marine boundary layer, *Geophys. Res. Lett.*, 31, L04112, doi:10.1029/2003GL019215, 2004.

Sartin, J. H., Halsall, C. J., Davison, B., Owen, S., and Hewitt, C. N.: Determination of biogenic volatile organic compounds (C₈–C₁₆) in the coastal atmosphere at Mace Head, Ireland, *Anal.*

Marine secondary organic contribution to ultrafine particles

P. Vaattovaara et al.

Title Page

Abstract

Introduction

Conclusions

References

Tables

Figures

◀

▶

◀

▶

Back

Close

Full Screen / Esc

Printer-friendly Version

Interactive Discussion

Chim. Acta, 428, 61–78, 2001.

Sartin, J. H., Halsall, C. J., Hayward, S., and Hewitt, C. N.: Emission rates of C₈-C₁₅ VOCs from seaweed and sand in the inter-tidal zone at Mace Head, Ireland, Atmos. Environ., 36, 5311–5321, 2002.

5 Saunders, R. W. and Plane, J. M. C.: Formation pathways and composition of iodine oxide ultra-fine particles, Environ. Chem., 2, 299–303, 2005.

Seinfeld, J. and Pandis, S.: Atmospheric chemistry and physics: from air pollution to climate change, John Wiley & Sons, Inc., New York, 1998.

10 Sellegri, K., Yoon, Y. J., Jennings, S. G., O'Dowd, C. D., Pirjola, L., Cautenet, S., Hongwei, C., and Hoffmann, T.: Quantification of coastal new ultra-fine particles formation from in situ and chamber measurements during the BIOFLUX campaign, Environ. Chem., 2, 260–270, 2005.

Shaw, S. L., Chisholm, S. W., and Prinn, R. G.: Isoprene production by Prochlorococcus, a marine cyanobacterium, and other phytoplankton, Mar. Chem., 80, 227–245, 2003.

15 Slingo, A.: Sensitivity of the Earth's radiation budget to changes in low clouds, Nature, 343, 49–51, 1990.

Sommariva, R., Bloss, W. J., Brough, N., Carslaw, N., Flynn, M., Haggerstone, A.-L., Heard, D. E., Hopkins, J. R., Lee, J. D., Lewis, A. C., McFiggans, G., Monks, P. S., Penkett, S. A., Pilling, M. J., Plane, J. M. C., Read, K. A., Saiz-Lopez, A., Richard, A. R., and Williams, P. I.: OH and HO₂ chemistry during NAMBLEX: roles of oxygenates, halogen oxides and heterogeneous uptake, Atmos. Chem. Phys., 6, 1135–1153, 2006.

Streitwieser, A., Heathcock, C. H., and Kosower, E. M.: Introduction to organic chemistry (4th ed.), New York: Macmillan Publishing Company, 1992.

25 Vaattovaara, P., Räsänen, M., Kühn, T., Joutsensaari, J., and Laaksonen, A.: A method for detecting presence of organic fraction in nucleation mode sized particles, Atmos. Chem. Phys., 5, 3277–3287, 2005.

Väkevä, M., Hämeri, K., and Aalto, P. P.: Hygroscopic properties of nucleation mode and Aitken mode particles during nucleation bursts and in background air on the west coast of Ireland, J. Geophys. Res., 107(D19), 8104, PAR 9, 1–11, doi:10.1029/2000JD000176, 2002.

30 Van Alstyne, K. L. and Houser, L. T.: Dimethylsulfide release during macroinvertebrate grazing and its role as an activated chemical defence, Mar. Ecol. Prog. Ser., 250, 175–181, 2003.

Weber, R. J., Marti, J., McMurry, P. H., Eisele, F. L., Tanner, D. J., and Jefferson, A.: Measurements of new particle formation and ultrafine particle growth rates at a clean continental site,

ACPD

6, 3337–3379, 2006

Marine secondary organic contribution to ultrafine particles

P. Vaattovaara et al.

Title Page

Abstract

Introduction

Conclusions

References

Tables

Figures

◀

▶

◀

▶

Back

Close

Full Screen / Esc

Printer-friendly Version

Interactive Discussion

EGU

- J. Geophys. Res., 102, 4375–4385, 1997.
- Winklmayr, W., Reischl, G. P., Lindner, A. O., and Berner, A.: A new electromobility spectrometer for the measurement of aerosol size distributions in the size range from 1 to 1000 nm, J. Aerosol Sci., 22, 289–296, 1991.
- 5 Zubay, G.: Biochemistry (4th ed.), Dubuque, IA: WCB, cop., 1998.

ACPD

6, 3337–3379, 2006

**Marine secondary
organic contribution
to ultrafine particles**

P. Vaattovaara et al.

Title Page

Abstract

Introduction

Conclusions

References

Tables

Figures

◀

▶

◀

▶

Back

Close

Full Screen / Esc

Printer-friendly Version

Interactive Discussion

EGU

Table 1. Some information about 10–50 nm particles composed of individual compounds measured by the UFO-TDMA (Vaattovaara et al., 2005). The abbreviations i, sl, s and vs stand for insoluble, slightly soluble, soluble, and very soluble, respectively. The superscripts ¹, ² and ³ mean Daehlie and Kjekshus (1964), CRC Handbook of Chemistry and Physics (1996), and Vaattovaara et al. (2005), respectively.

Compound	manufacturer	M (g/mol)	density (g/cm ³)	conc. (g/L)	S (%)	sol. ² H ₂ O	sol. ² EtOH	growth EtOH ³
I ₂ O ₄	selfmade ^{1,3}	317.80	4.20 ²	0.05 0.002	86 84	sl	i ³	no
I ₂ O ₅	Merck	333.80	4.98	0.01	86	s	i	no
(NH ₄) ₂ SO ₄	FF-Chemicals	132.14	1.77	0.01	86	vs	i	no
(NH ₄)HSO ₄	Fluka	115.11	1.78	0.01	86	vs	i	yes/no
NaCl	FF-Chemicals	58.44	2.17	0.01	86	s	sl	no
Citric acid H ₂ O	Fisher Chemicals	210.14	1.665	0.01	86	vs	vs	yes
Tartaric acid	Aldrich	150.09	1.76	0.01	85	s	s	yes

Marine secondary organic contribution to ultrafine particles

P. Vaattovaara et al.

Title Page

Abstract

Introduction

Conclusions

References

Tables

Figures

◀

▶

◀

▶

Back

Close

Full Screen / Esc

Printer-friendly Version

Interactive Discussion

**Marine secondary
organic contribution
to ultrafine particles**

P. Vaattovaara et al.

Table 2. The UFO-TDMA measured (Vaattovaara et al., 2005) ethanol growth factors (GF) of three individual compounds and a sulfuric acid mixture with ammonium bisulfate as a function of particle diameter at saturation ratio 85–86%.

Size (nm)	Tartaric acid GF	Citric acid GF	Ammonium bisulfate GF	Sulfuric acid 18 m% ~GF
50	1.57	1.53	1.13	1.27
30	1.48	1.46	1.06	1.13
20	1.38	1.37	1.03	1.06
10	1.08	1.16	0.98	1.00
8	1.02	1.09	–	–
6	1.01	–	–	–

Title Page

Abstract

Introduction

Conclusions

References

Tables

Figures

I◀

▶I

◀

▶

Back

Close

Full Screen / Esc

Printer-friendly Version

Interactive Discussion

Marine secondary organic contribution to ultrafine particles

P. Vaattovaara et al.

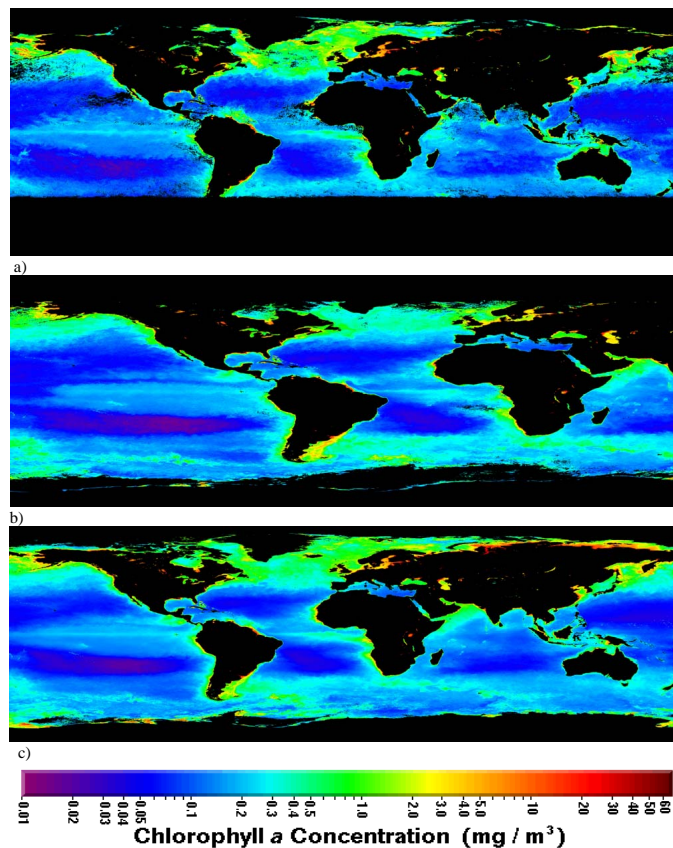


Fig. 1. SeaWiFS (Sea-viewing Wide Field-of-view Sensor) satellite pictures about surface waters biological activity. Note that chlorophyll a mass concentration (mg/m^3) typically increases toward the coastlines; **(a)** The high biological activity (HBA) at the Northern hemisphere in the spring 2002; **(b)** The lower biological activity (LBA) at the Northern hemisphere in the autumn 2002; **(c)** Global average biological activity (GABA) during the year 2002.

[Title Page](#)[Abstract](#)[Introduction](#)[Conclusions](#)[References](#)[Tables](#)[Figures](#)[I◀](#)[▶I](#)[◀](#)[▶](#)[Back](#)[Close](#)[Full Screen / Esc](#)[Printer-friendly Version](#)[Interactive Discussion](#)

Marine secondary organic contribution to ultrafine particles

P. Vaattovaara et al.

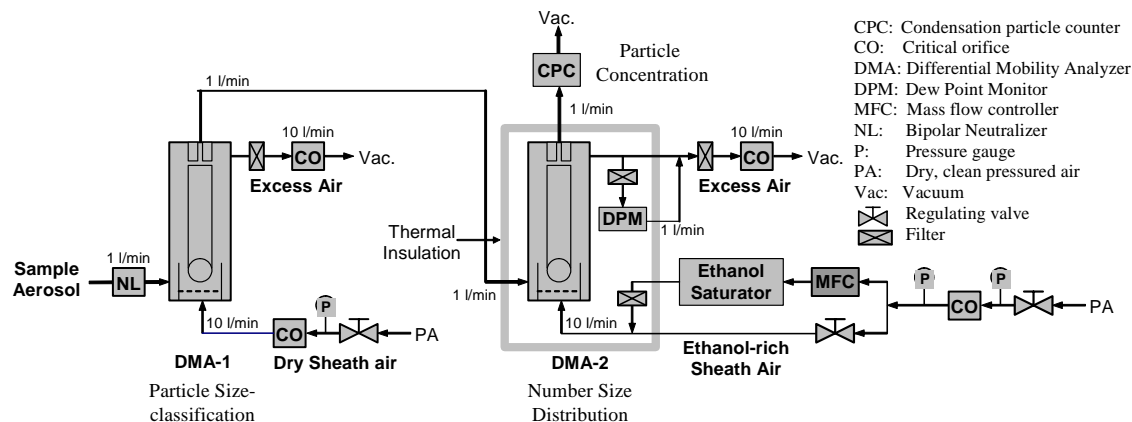


Fig. 2. A schematic picture of the UFO-TDMA system.

Title Page

Abstract

Introduction

Conclusions

References

Tables

Figures

◀

▶

◀

▶

Back

Close

Full Screen / Esc

Printer-friendly Version

Interactive Discussion

**Marine secondary
organic contribution
to ultrafine particles**

P. Vaattovaara et al.

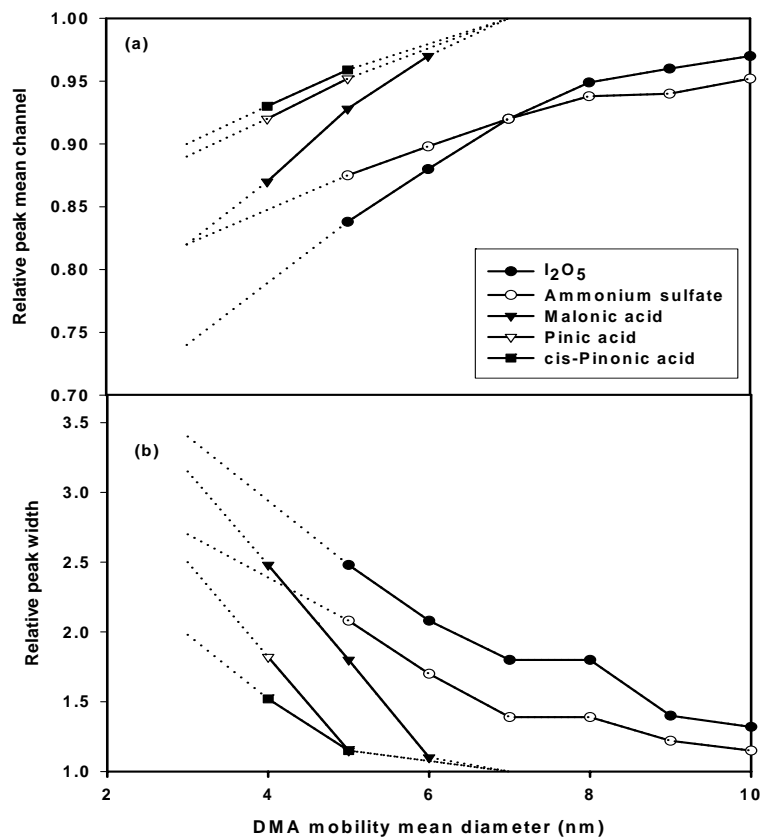


Fig. 3. (a) Relative peak mean channel and (b) Relative peak width as a function of DMA mobility mean diameter (O'Dowd et al., 2004a).

[Title Page](#)[Abstract](#)[Introduction](#)[Conclusions](#)[References](#)[Tables](#)[Figures](#)[◀](#)[▶](#)[◀](#)[▶](#)[Back](#)[Close](#)[Full Screen / Esc](#)[Printer-friendly Version](#)[Interactive Discussion](#)

Marine secondary organic contribution to ultrafine particles

P. Vaattovaara et al.

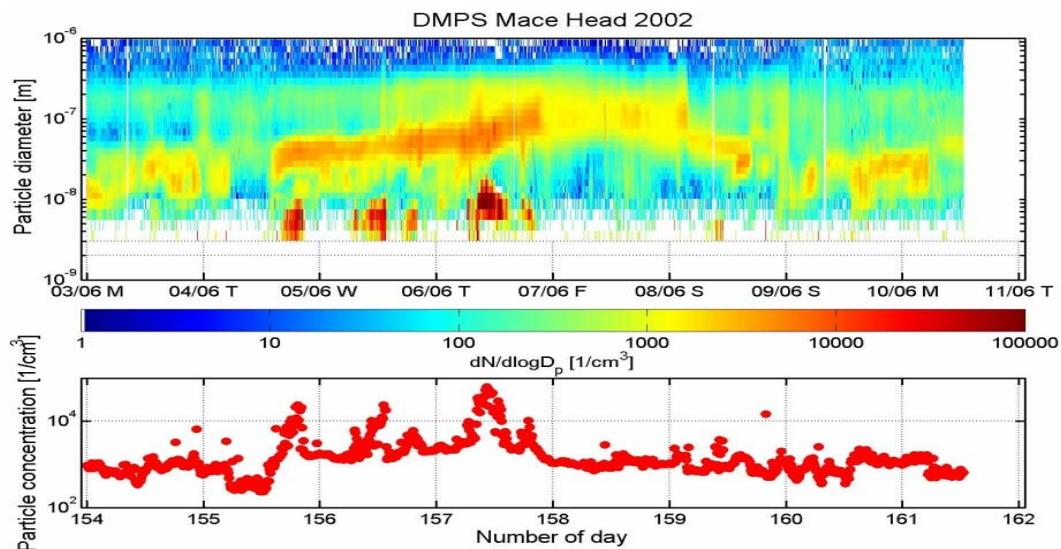


Fig. 4. The DMPS data presented (by permission of P. P. Aalto, University of Helsinki, Finland) with the particle size distribution and total number concentration as a function of time at Mace Head (days 3 June 2002–10 June 2002).

[Title Page](#)[Abstract](#)[Introduction](#)[Conclusions](#)[References](#)[Tables](#)[Figures](#)[◀](#)[▶](#)[◀](#)[▶](#)[Back](#)[Close](#)[Full Screen / Esc](#)[Printer-friendly Version](#)[Interactive Discussion](#)

NOAA HYSPLIT MODEL
Backward trajectories ending at 15 UTC 04 Jun 02
FNL Meteorological Data

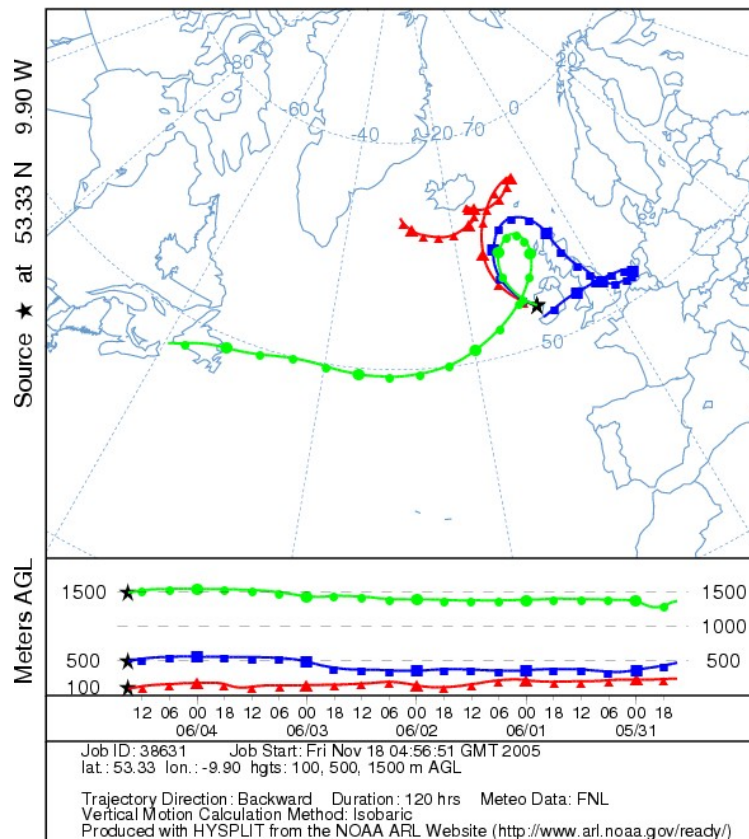


Fig. 5. HYSPLIT backward trajectories arriving to the Mace Head site at 15:00 UTC (i.e. coordinated universal time) during 4 June 2002.

**Marine secondary
organic contribution
to ultrafine particles**

P. Vaattovaara et al.

Title Page

Abstract

Introduction

Conclusions

References

Tables

Figures

◀

▶

◀

▶

Back

Close

Full Screen / Esc

Printer-friendly Version

Interactive Discussion

NOAA HYSPLIT MODEL
Backward trajectories ending at 12 UTC 06 Jun 02
FNL Meteorological Data

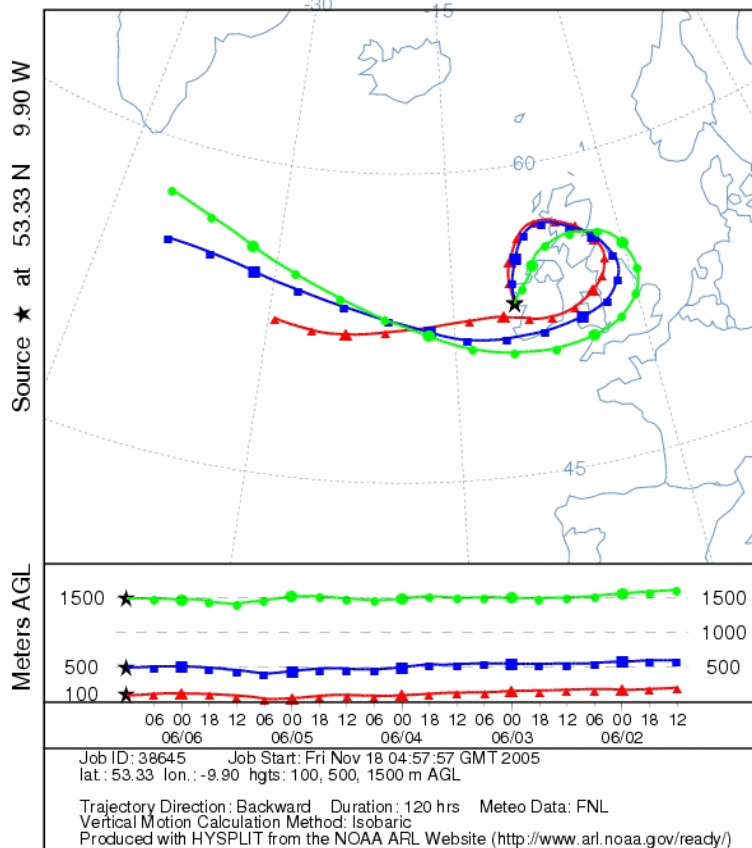


Fig. 6. HYSPLIT backward trajectories arriving to the Mace Head site at 12:00 UTC (i.e. coordinated universal time) during 6 June 2002.

**Marine secondary
organic contribution
to ultrafine particles**

P. Vaattovaara et al.

Title Page

Abstract

Introduction

Conclusions

References

Tables

Figures

◀

▶

◀

▶

Back

Close

Full Screen / Esc

Printer-friendly Version

Interactive Discussion

**Marine secondary
organic contribution
to ultrafine particles**

P. Vaattovaara et al.

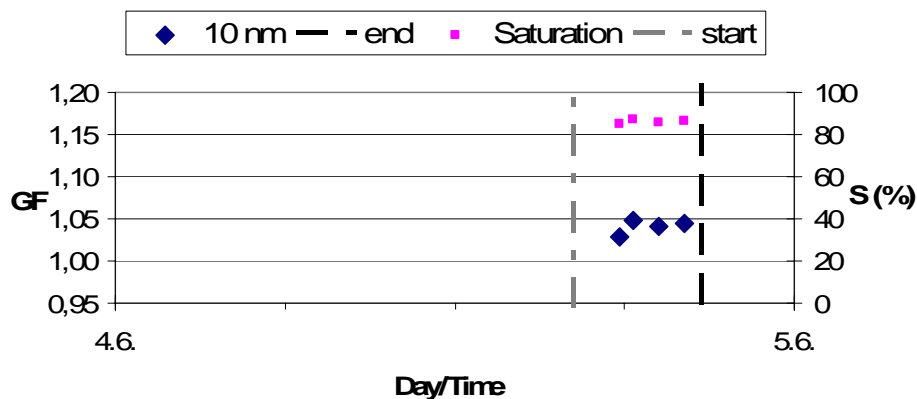


Fig. 7. The UFO-TDMA growth factors (GF) of 10 nm particles and saturation ratios (S%) at about 86% measured as a function of time during evening new particle formation event 4 June 2002. The start and the end time of the event have been marked by vertical dashed lines.

[Title Page](#)[Abstract](#)[Introduction](#)[Conclusions](#)[References](#)[Tables](#)[Figures](#)[◀](#)[▶](#)[◀](#)[▶](#)[Back](#)[Close](#)[Full Screen / Esc](#)[Printer-friendly Version](#)[Interactive Discussion](#)

Marine secondary organic contribution to ultrafine particles

P. Vaattovaara et al.

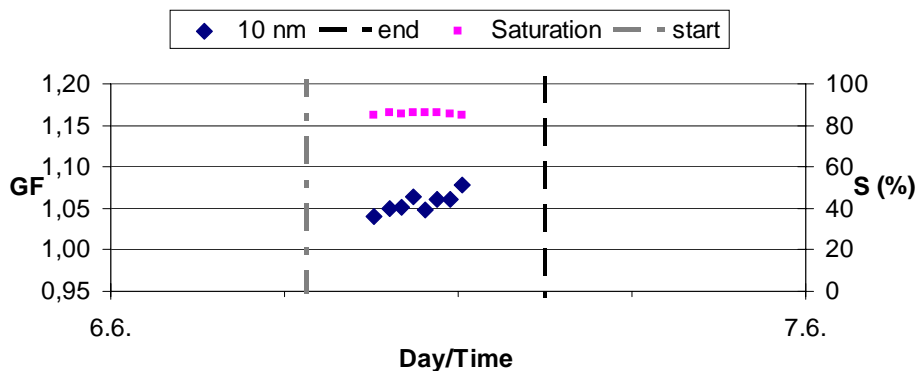


Fig. 8. The UFO-TDMA growth factors (GF) of 10 nm particles and saturation ratios (S%) at about 86% measured as a function of time during noon new particle formation event 6 June 2002. The start and the end time of the event have been marked by vertical dashed lines.

[Title Page](#)[Abstract](#)[Introduction](#)[Conclusions](#)[References](#)[Tables](#)[Figures](#)[I◀](#)[▶I](#)[◀](#)[▶](#)[Back](#)[Close](#)[Full Screen / Esc](#)[Printer-friendly Version](#)[Interactive Discussion](#)

**Marine secondary
organic contribution
to ultrafine particles**

P. Vaattovaara et al.

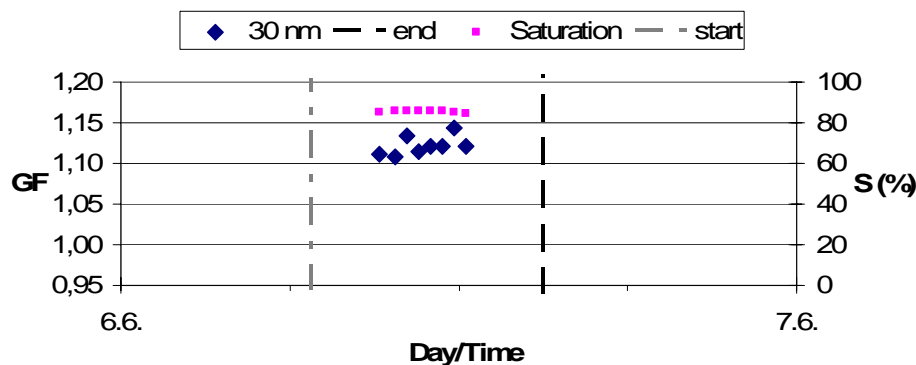


Fig. 9. The UFO-TDMA growth factors (GF) of 30 nm particles and saturation ratios (S%) at 86% measured as a function of time during noon new particle formation event 6 June 2002. The start and the end time of the event have been marked by vertical dashed lines.

[Title Page](#)[Abstract](#)[Introduction](#)[Conclusions](#)[References](#)[Tables](#)[Figures](#)[I◀](#)[▶I](#)[◀](#)[▶](#)[Back](#)[Close](#)[Full Screen / Esc](#)[Printer-friendly Version](#)[Interactive Discussion](#)

P. Vaattovaara et al.

Title Page

Abstract

Introduction

Conclusions

References

Tables

Figures

▶

[Back](#)

Close

Full Screen / Esc

[Printer-friendly Version](#)

Interactive Discussion

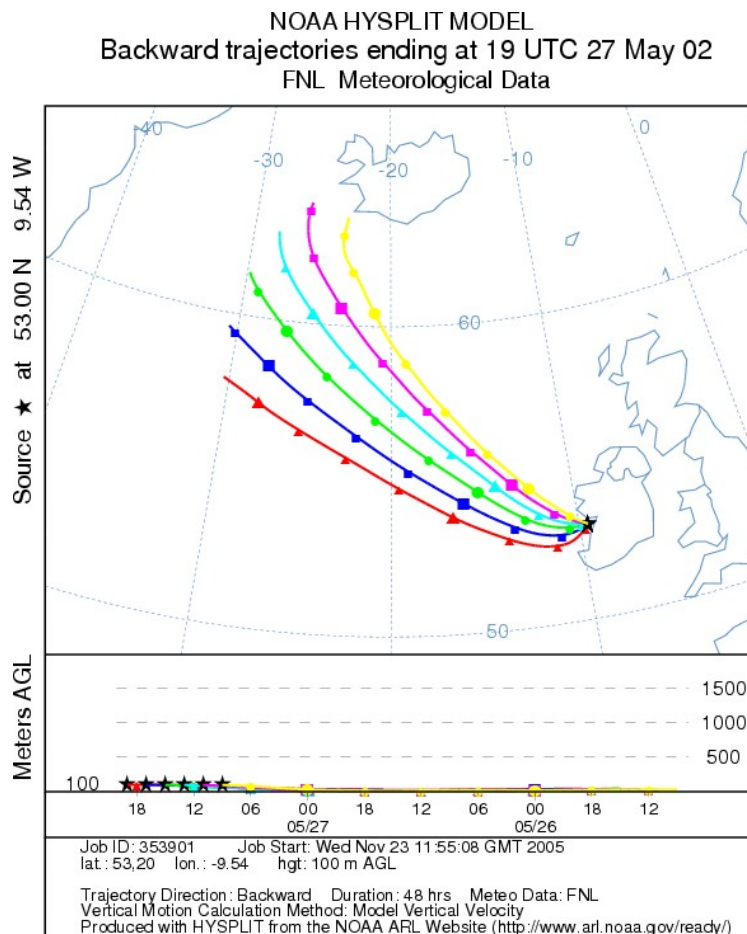


Fig. 10. HYSPLIT backward trajectories arriving to the Mace Head site during 27 May 2002.

**Marine secondary
organic contribution
to ultrafine particles**

P. Vaattovaara et al.

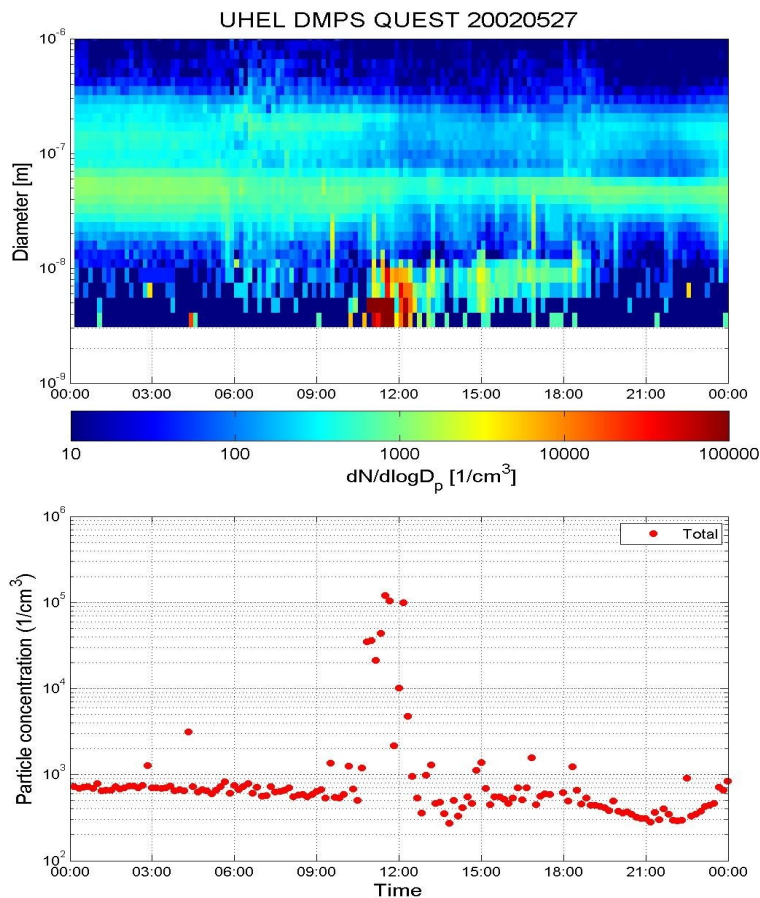


Fig. 11. The DMPS data presented (by permission of P. P. Aalto, University of Helsinki, Finland) with the particle size distribution and total number concentration as a function of time at Mace Head 27 May 2002.

[Title Page](#)[Abstract](#)[Introduction](#)[Conclusions](#)[References](#)[Tables](#)[Figures](#)[◀](#)[▶](#)[◀](#)[▶](#)[Back](#)[Close](#)[Full Screen / Esc](#)[Printer-friendly Version](#)[Interactive Discussion](#)

**Marine secondary
organic contribution
to ultrafine particles**

P. Vaattovaara et al.

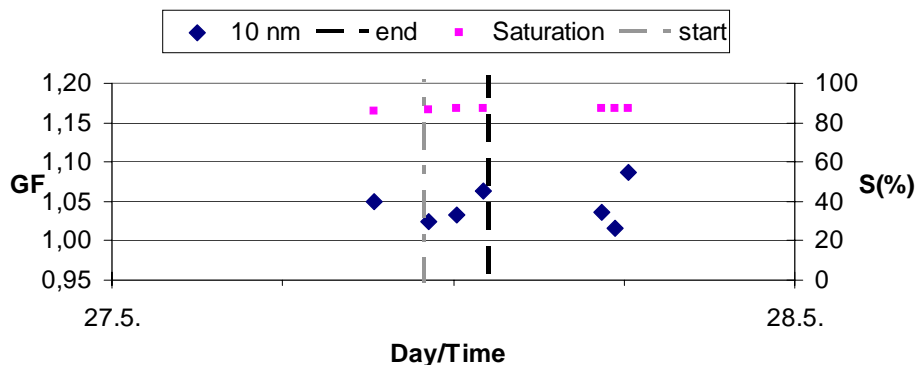


Fig. 12. The UFO-TDMA growth factors (GF) of 10 nm particles and saturation ratios (S%) at about 86% measured as a function of time during 27 May 2002 event. The start and the end time of the event have been marked by vertical dashed lines.

Title Page

Abstract

Introduction

Conclusions

References

Tables

Figures

◀

▶

◀

▶

Back

Close

Full Screen / Esc

Printer-friendly Version

Interactive Discussion

**Marine secondary
organic contribution
to ultrafine particles**

P. Vaattovaara et al.

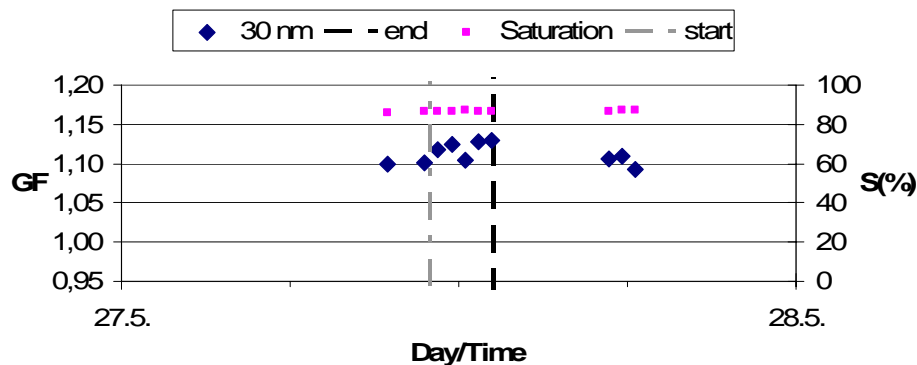


Fig. 13. The UFO-TDMA growth factors (GF) of 30 nm particles and saturation ratios (S%) at about 86% measured as a function of time during 27 May 2002 noon event. The start and the end time of the event have been marked by vertical dashed lines.

[Title Page](#)[Abstract](#)[Introduction](#)[Conclusions](#)[References](#)[Tables](#)[Figures](#)[I◀](#)[▶I](#)[◀](#)[▶](#)[Back](#)[Close](#)[Full Screen / Esc](#)[Printer-friendly Version](#)[Interactive Discussion](#)

Marine secondary organic contribution to ultrafine particles

P. Vaattovaara et al.

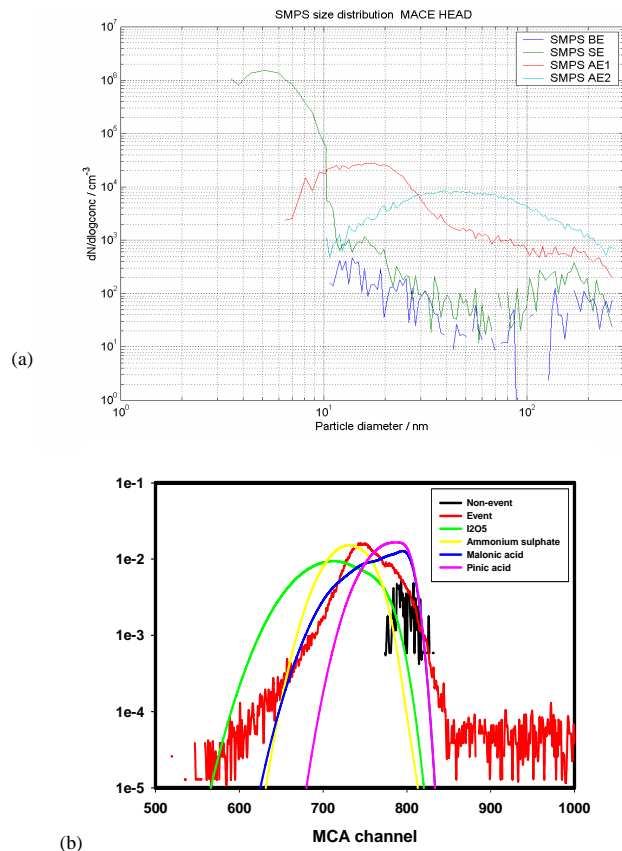


Fig. 14. (a) Aerosol size distribution at the Mace Head 8 October 2002 for (i) BE: before event (in blue), (ii) SE: starting event (in green), (iii) AE1: after event 1 (in red), and (iv) AE2: after event 2 (in skyblue). (b) Normalized pulse height distribution during nucleation event and calculated pulse height spectra by combining size distribution and laboratory calibration data. The non-event curve is for a typical non-event case.

[Title Page](#)
[Abstract](#)
[Introduction](#)
[Conclusions](#)
[References](#)
[Tables](#)
[Figures](#)
[◀](#)
[▶](#)
[◀](#)
[▶](#)
[Back](#)
[Close](#)
[Full Screen / Esc](#)
[Printer-friendly Version](#)
[Interactive Discussion](#)

Marine secondary organic contribution to ultrafine particles

P. Vaattovaara et al.

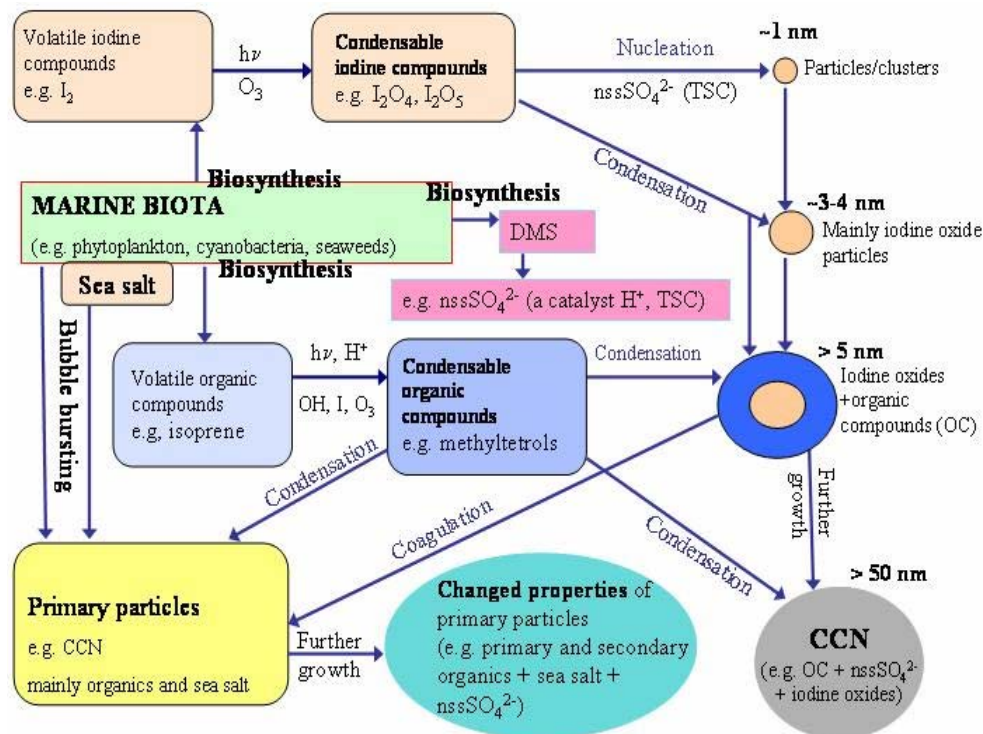


Fig. 15. The rough outlook about biogenic nucleation and Aitken modes particles formation, growth, and composition during daylight at the background coastal/marine region.