



HAL
open science

Radar and optical leonids

N. Brosch, D. Polishook, R. Helled, S. Schijvarg, M. Rosenkrantz

► **To cite this version:**

N. Brosch, D. Polishook, R. Helled, S. Schijvarg, M. Rosenkrantz. Radar and optical leonids. *Atmospheric Chemistry and Physics Discussions*, 2004, 4 (2), pp.1425-1447. hal-00301146

HAL Id: hal-00301146

<https://hal.science/hal-00301146>

Submitted on 18 Jun 2008

HAL is a multi-disciplinary open access archive for the deposit and dissemination of scientific research documents, whether they are published or not. The documents may come from teaching and research institutions in France or abroad, or from public or private research centers.

L'archive ouverte pluridisciplinaire **HAL**, est destinée au dépôt et à la diffusion de documents scientifiques de niveau recherche, publiés ou non, émanant des établissements d'enseignement et de recherche français ou étrangers, des laboratoires publics ou privés.

Radar-optical leonids

N. Brosch et al.

Radar and optical leonids

N. Brosch¹, D. Polishook¹, R. Helled¹, S. Schijvarg¹, and M. Rosenkrantz²

¹Beverly and Raymond Sackler Faculty of Exact Sciences, Tel Aviv University, Tel Aviv 69978, Israel

²Radar Division, ELTA Ltd., POB 330, Ashdod 77102, Israel

Received: 25 September 2003 – Accepted: 18 February 2004 – Published: 9 March 2004

Correspondence to: N. Brosch (noah@wise.tau.ac.il)

Title Page

Abstract

Introduction

Conclusions

References

Tables

Figures

⏪

⏩

◀

▶

Back

Close

Full Screen / Esc

Print Version

Interactive Discussion

© EGU 2004

Abstract

We present joint optical-radar observations of meteors collected near the peak of the leonid activity in 2002. We show four examples of joint detections with a large, phased array L-band radar and with intensified video cameras. The general characteristic of the radar-detected optical meteors is that they show the radar detection below the termination of the optical meteor. Therefore, at least some radar events associated with meteor activity are neither head echoes nor trail echoes, but probably indicate the formation of “charged clouds” after the visual meteor is extinguished.

1. Introduction

Since the early days of radar operations, echoes at high altitude were identified with meteor activity. While most of the observations reported in the literature relate to observations at frequencies of tens of MHz, a few reports deal with higher frequencies, at 400 MHz or higher. In particular, the Arecibo, EISCAT and ALTAIR radars were used successfully for such purposes (e.g. Janches et al., 2000; Pellinen-Wannberg, 2001; Oppenheimer, 2003). All are large parabolic reflectors, directing a high-power, narrow-angle beam towards the sky. Meteors entering the beam produce radar echoes; these can, in principle, be of two kinds. The more obvious, but hard to detect, is the “head echo”, produced by the immediate shock front and plasma created near the meteor itself. The more common echo is from the plasma cloud that forms near and behind the meteoroid; this “trail echo” is detected also in HF and VHF bands. The meteor itself is, in most cases, not detected at all.

The optical signature of a meteor, the luminous head-and-tail structure, is classically thought to be produced by the ablation of the meteoroid followed by the ionization of the nearby atmosphere. This is mainly a secondary effect; the meteoroid material melts and its droplets are ejected into the atmosphere producing the observed ionization pattern (Baggaley, 2002). The ionization is produced in two regions: an approximately

Title Page

Abstract

Introduction

Conclusions

References

Tables

Figures

◀

▶

◀

▶

Back

Close

Full Screen / Esc

Print Version

Interactive Discussion

Radar-optical Leonids

N. Brosch et al.

[Title Page](#)[Abstract](#)[Introduction](#)[Conclusions](#)[References](#)[Tables](#)[Figures](#)[◀](#)[▶](#)[◀](#)[▶](#)[Back](#)[Close](#)[Full Screen / Esc](#)[Print Version](#)[Interactive Discussion](#)

© EGU 2004

spherical volume with a radius of a few meters enclosing the meteoroid where the head echo is produced, and a column of ionization, formed by ~ 10 collisions of each atom ablated from the meteoroid with atmospheric atoms, that can be distributed along ~ 10 km and which produces the trail echo.

5 Grygar et al. (1968) and Kohoutek et al. (1970) studied the association of optical meteors with radar echoes. They used in 1962 the Ondrejov radar at 37.5 MHz in conjunction with visual observations and searched for radar returns within $\Delta t = \pm 20$ s of the optical meteor. Grygar et al. found that all bright meteors, with absolute magnitude brighter than 0 mag, had radar counterparts, but that only 12% of the fainter meteors, between +1 and +3 mag, were recorded by the radar. None of the telescopic meteors
10 they observed had radar counterparts.

Znojil et al. (1985) analyzed Ondrejov radar observations of meteors performed in conjunction with visual telescopic observations in 1972–1973. The identification of correlated events was based on agreement of time and range. Out of 283 meteors,
15 they identified 65 as joint events. Znojil et al. found that meteors observed at low elongation angles from the shower radiant had the radar echo following by a fraction of a second the optical detection.

Jones and Webster (1991) analyzed visual observations together with radar returns from the Springfield installation operating at 33 MHz and accepted optical-radar associations if $\Delta t = \pm 1$ s and if the approximate positions of the radar echo and of the visual sighting of the optical meteor coincided. They found that more than half of the bright
20 meteors ($M < 0$) produced head echoes and that this fraction decreased with the meteor brightness.

An attempt to correlate optical meteor detections obtained with two-station ISIT cameras and echoes from the EISCAT meteor radar during the 1990 Geminids was reported by Pellinen-Wannberg et al. (1998). Despite using a large UHF (930 MHz) radar with a detection rate of ~ 65 echoes per hour, and detecting 59 optical meteors with one station and 35 with the other during ~ 35 h, no coincident optical-radar meteor was identified. Pellinen-Wannberg et al. explain the lack of correlated events by the differ-
25

Radar-optical Leonids

N. Brosch et al.

[Title Page](#)[Abstract](#)[Introduction](#)[Conclusions](#)[References](#)[Tables](#)[Figures](#)[◀](#)[▶](#)[◀](#)[▶](#)[Back](#)[Close](#)[Full Screen / Esc](#)[Print Version](#)[Interactive Discussion](#)

© EGU 2004

ent sensitivities of the systems they used: while the optical cameras had very large fields of view but were sensitive only to meteors brighter than +4 mag, the EISCAT radar detected meteors brighter than +10 mag, but only those that passed through a ~1 km-wide column along the radar beam. The lack of correlations would therefore be caused by low statistics of bright meteors.

Pecina et al. (2001) reported simultaneous double-station TV and radar observations of Perseid meteors performed at the Ondrejov observatory. Out of 199 meteors they selected 19 that were observed by both cameras and the radar and had a similar range. They attempted to redefine the relation between the absolute magnitude of a meteor and the electron line density it produced, but could not fit the observations with a single relation.

Oppenheim (2003) described models of multi-frequency meteor observations performed with the ALTAIR tracking radar at the Kwajalein rocket range. He proposed that one could discern three regimes when explaining radar echoes from meteors. One is the head echo formed by the plasma immediately adjacent to the ablating meteor. The second is a region adjacent to the head from which no echoes are received and which is explained by “laminar” plasma flow from the head. The smooth plasma flow directs the electromagnetic energy away from the radar beam and prevents echoes from being returned to the radar antenna, creating essentially “stealthy” conditions. The third regime is encountered in the trail, where echoes form off the turbulence in the plasma. Close et al. (2004) and Hunt et al. (2004) published some aspects of this work.

Recently, Sato (2003) reported successful joint optical-radar observations with the MU radar at 46.5 MHz and with intensified video cameras. Out of almost 700 echoes collected during 27.7 h of observation, spread over 14 nights in different months of 2002, they identified 44 optical events synchronized with the radar where the optical meteor track matched almost perfectly that of the radar.

During the recent Leonid storms we observed from Israel optical and radar signatures of meteoric activity. The radar system we used is an operational L-band phased array installation, characterized by (a) large output power, (b) wide sky coverage by

Radar-optical LeonidsN. Brosch et al.

[Title Page](#)[Abstract](#)[Introduction](#)[Conclusions](#)[References](#)[Tables](#)[Figures](#)[◀](#)[▶](#)[◀](#)[▶](#)[Back](#)[Close](#)[Full Screen / Esc](#)[Print Version](#)[Interactive Discussion](#)

© EGU 2004

fast electronic scanning with a synthesized beam, and (c) unambiguous detections, free of range doubling and of other instrumental artifacts. These indicate that the expected results from this installation could be superior to those from EISCAT and, at least regarding the issue of sky area coverage, would surpass those from the Arecibo radar.

Our previous result from radar meteor campaigns relates to the altitude distribution of the radar echoes in the L-band at ~ 1 GHz (Brosch et al. 2001). This is the discovery of two populations of echoes, one corresponding to the classical region of meteoroid ablation at 80–130 km (class I) and the other at much higher altitudes, peaking at ~ 250 km (class II). In both cases it is clear that the radar echo is from plasma (mostly electrons) with significant radar cross section.

The reality of the high altitude radar echoes peak was questioned and one of the objections to our first reports was that it is not clear whether it is the optical meteors that are producing the L-band radar echoes or perhaps some other phenomenon. In this paper we present preliminary results from a joint radar-optical campaign to observe meteors conducted in Israel during the 2002 Leonid storm. We first describe the observations, and then show a few examples of optical meteors that correspond to radar echoes' detections. Schijvarg et al. (in preparation) show an additional example, of a high-altitude meteor with a radar counterpart. The results show unequivocally the production of L-band radar returns from optical meteors.

2. Observations

We report on joint radar and optical observations during part of the night of 18–19 November 2002, prior to the predicted first “storm” peak of the Leonid shower at 04:03 UT. The radar observations were performed with a large phased array system operating in the L-band. As this is an operational system, we are not at liberty to discuss many details about this classified system, its operation, and its detection of meteors. The advantage of this system, as already mentioned above and in compar-

Radar-optical Leonids

N. Brosch et al.

[Title Page](#)[Abstract](#)[Introduction](#)[Conclusions](#)[References](#)[Tables](#)[Figures](#)[◀](#)[▶](#)[◀](#)[▶](#)[Back](#)[Close](#)[Full Screen / Esc](#)[Print Version](#)[Interactive Discussion](#)

© EGU 2004

ison with other radars used for meteor observations, is the ability to scan a large sky volume quasi-simultaneously by electronically steering the synthesized beam. For the observations reported here the bore axis of the radar was oriented almost due east at an altitude of $\sim 30^\circ$, and the projected sky area surveyed with the scanning beam covered approximately one steradian. The borders of the scanned atmospheric area, in the topocentric frame of reference of the Wise Observatory in Mizpe Ramon where the ICCDs were operated, were $\sim 16^\circ$ to $\sim 47^\circ$ in elevation, $\sim 23^\circ$ to $\sim 137^\circ$ in azimuth, and the search was limited to a height range of ~ 52 to ~ 214 km. The total sky area searched for radar echo events was thus a bit more than one steradian.

The radar detections consist of indications of elevation azimuth to within a fraction of a degree, and range to within a fraction of a km, for directions from which the echoes were received. A GPS-derived UT time stamp identifies these detections, which are good to about one second or better. We stress that 'detection' here means a combination of a number of transmitted pulses, with appropriate coding, and the reception of their echoes.

The optical observations were collected with intensified CCD (ICCD) video systems described previously (Brosch et al., 2002). The only difference with the previously reported campaigns was the use of 50-mm f/0.95 lenses. These yielded fields of view of $6^\circ \times 8^\circ$ with a scale of ~ 1 arcmin per pixel that show stars as faint as ~ 8 mag. The cameras were oriented with their axes toward azimuth 050 and were pointed to elevations of $\sim 27^\circ$ and $\sim 24^\circ$ above the local horizon. In this direction, the cameras viewed the atmosphere above the town of Mizpe Ramon, some 5 km away from the Wise Observatory. To allow improved observing conditions, the city lights of Mizpe Ramon were turned off for this observation.

The video rates used by the ICCDs were PAL-standard (50 odd-even interlaced frames per second), the video capture was done in real time using Meteor II cards with the MetRec software, and the images were recorded in parallel on Hi8 digital tapes. The data collection used a GPS-derived UT time stamp, similar to the radar observations, thus the two systems were on the same time base. The only difference

Radar-optical Leonids

N. Brosch et al.

[Title Page](#)[Abstract](#)[Introduction](#)[Conclusions](#)[References](#)[Tables](#)[Figures](#)[◀](#)[▶](#)[◀](#)[▶](#)[Back](#)[Close](#)[Full Screen / Esc](#)[Print Version](#)[Interactive Discussion](#)

© EGU 2004

was that the ICCD systems were manually synchronized to the GPS time, yielding a timing jitter of ~ 1 s.

Due to the imperfect alignment of the cameras, the pointing of the lower one (W2), was rotated by $\sim 6^\circ$ relative to the camera aimed at the higher altitude (W1). The sky areas imaged by the two systems overlapped by $\sim 2^\circ$, allowing a total sky region of ~ 70 square degrees to be imaged. Although the atmospheric volume common to the cameras and the radar system was relatively small, as only a small fraction of the radar-surveyed area was imaged by the cameras, we managed to collect a number of events that were common to both systems.

The search for radar-optical common events was conducted primarily using temporal coincidence of the optical and the radar detections, as both systems used GPS timing, followed by a check that the radar detection was located in the common atmospheric volume, or close to the extrapolated trajectory of the optical meteor, or in its vicinity. We are aware that this procedure can miss some common events. For instance, if the radar-reflecting plasma is formed at some stage of the meteor process but is fast drifting off the optical track, it is possible that the radar detection would be found quite some way off the optical detection. On the other hand, during the counterpart search we allow for the possibility that the radar-reflecting plasma would be decoupled from the optical meteor by looking for time-correlated radar events localized in a region smaller than the entire area covered by the radar scans, but larger than the area covered by the imagers.

3. Results

The sample of optical meteors considered here was restricted to the 1-h time period from 02:00 to 03:00 UT on 19 November. During this period the W1 camera recorded 22 meteors and W2 recorded 17 meteors. Of these 39 meteors, eight were common to both cameras and are further selected here as a two-camera sub-sample. The radar system yielded 544 detections during the period from 02:07:10 UT to 03:11:03 UT, or a

rate of 510.9 detections per hour.

The search for common radar-optical events included 33 radar detections that had simultaneous optical meteor detection (within 10 s) and were located approximately in the vicinity of the optical meteor, as described below. From these 33 radar events we selected for further analysis a smaller number that were detected in both cameras. Four such events are described below and the combined images recorded by the video cameras are shown in Figs. 1a to 4a. We stress here that our original data set includes more events, but these were recorded by a single ICCD system only, or during other time intervals when both systems operated. The full data set will be discussed in a subsequent paper.

We calculated the topocentric track of each selected meteor for each beginning and end of track on the individual video frames of its appearance. The astrometry was performed via five to seven neighborhood stars that were identified and measured on the combined frames (shown below). The plot of the track, in topocentric coordinates, was compared with the location of the radar echo, as shown in the four figures below.

4. Interpretation

We presented here four examples of leonid meteors collected during the 2002 campaign at the Wise Observatory to which we attempted to associate radar detections from a high-power L-band phased array system. Three of the four examples are of bright meteors that showed flaring near their terminations, but one does not show such flaring. That meteor, observed at 02:42:31, did show a peculiar intermediate dimming instead of flaring.

We first estimate the chance of mistakenly associating optical with radar events. Following Kohoutek et al. (1970), we define f_{opt} and f_{rad} to be the apparent rate of detections by the optical and radar systems, respectively. We also define F to be the ratio of sky areas covered by the search for radar counterparts connected with optical detections (some $20 \times 20^\circ$), and the full area covered by the radar systems. For

Radar-optical leonids

N. Brosch et al.

Title Page

Abstract

Introduction

Conclusions

References

Tables

Figures

◀

▶

◀

▶

Back

Close

Full Screen / Esc

Print Version

Interactive Discussion

Radar-optical Leonids

N. Brosch et al.

[Title Page](#)
[Abstract](#)
[Introduction](#)
[Conclusions](#)
[References](#)
[Tables](#)
[Figures](#)
[◀](#)
[▶](#)
[◀](#)
[▶](#)
[Back](#)
[Close](#)
[Full Screen / Esc](#)
[Print Version](#)
[Interactive Discussion](#)

© EGU 2004

the observation described here $F \approx 400$ square degrees (optical)/3283 square degrees (radar)=0.12. As we selected a time interval of ± 10 s around each optical meteor (180 such intervals in 1 h) to search for radar counterparts, the expected number of random coincidences in the period from 02:00 UT to 03:00 UT is $n_{rand} = f_{opt} \times f_{rad} \times F/180$. As explained above, $f_{opt} = 8$ and $f_{rad} = 510.9$, yielding ~ 3 chance associations expected during 1 h of joint optical and radar observations. As we detected eight common events, we can accept with a reasonably high level of confidence the association of the four optical-radar events analyzed here. We note that it is likely some of the associations are false, but emphasize that it is unlikely to have all of them attributable to chance.

The assumption here is that both systems, radar and optical, viewed continuously the sky region they patrolled. However, as explained above, the radar beam was scanning the area, not staring at one location. The requirement, therefore, translates into the assumption that the lifetime of a radar echo be longer than the time between successive sweeps of the beam. As far as we are aware, this is indeed the case. In other instances, we may lose some radar echoes that would dissipate before being illuminated by the beam.

The common characteristic noted here is that in all cases the radar counterpart was detected below the optical meteor, at least below its track beginning, and significantly distant from it. While in few cases this may be due to a chance coincidence, with the radar echo unrelated to the optical meteor, the “best case” example, of the meteor at 02:42:31 UT, has the radar echo received simultaneously with the optical detection (within the timing accuracy) but appearing below and on the downward extension of the optical track.

This finding does not correspond to the accepted mechanism of either head or trail radar echoes because in both cases the radar return is obtained from the visual meteor itself. There is no possibility to receive a radar return if no plasma is generated and classically, this process accompanies that of the light production. In other words, “there is no smoke without a fire”.

Jones et al. (1999) modeled the plasma in the head echo as a quasi-spherical region

Radar-optical leonids

N. Brosch et al.

some 1–2 m in radius. Boyd (2000) presented similar results from numerical simulations of leonid meteors. Observations reported during the 2002 leonid shower, and collected with the high frame-rate camera of the University of Alaska-Fairbanks, seem to indicate that the region may extend as far back as tens of meters from the head.

5 These models imply that the head echo must be associated with the dense plasma formed immediately next to the meteoroid and must follow the development of the light emission. By inference, when the light production from the meteor is extinguished the plasma must disappear and the radar return must vanish.

10 How can we therefore explain our observation that the meteor radar echo is consistently received a significant distance from the optical meteor? There are at least two possibilities, each invoked in the past to explain other properties of radar meteors. One is the production of ionization through chemical reactions that do not produce copious amounts of light and the other is the production of “meteor smoke”, some kind of electrically charged aerosol. In both cases one could achieve consistent radar returns without associated light production and both mechanisms may be relevant.

15 The example of ionic reactions is presented, e.g., by Baggaley (2002), who invokes ion oxide formation from meteoric atomic ions and ozone and, at altitudes below 90 km, the formation of ion oxides through a three-body charge exchange process. The lifetimes of electrons released by chemical loss ranges from 3 s at 80 km to 200 s at 100 km. The release of ions at high altitudes, followed by chemical reactions when the ions descend below 100 km, has been proposed previously by Murad (2001). The question is whether it is reasonable to assume that the meteoric atomic ions might travel a considerable way from their release until they produce the plasma that is detected by radar.

25 The other possibility, of charged meteoric dust, was put forward by Kelley et al. (1998) to explain a unique observation of a radar meteor detection, coincident with an in-situ measurement of electrons in a meteor trail by a Super Arcas sounding rocket launched from Alaska in 1983. The data indicate an increase of the electron density at 92.3 km, from an ambient value of $\sim 2.3 \times 10^4$ electrons cm^{-3} to $\sim 3.9 \times 10^4$ electrons

[Title Page](#)[Abstract](#)[Introduction](#)[Conclusions](#)[References](#)[Tables](#)[Figures](#)[◀](#)[▶](#)[◀](#)[▶](#)[Back](#)[Close](#)[Full Screen / Esc](#)[Print Version](#)[Interactive Discussion](#)

© EGU 2004

Radar-optical leionids

N. Brosch et al.

[Title Page](#)[Abstract](#)[Introduction](#)[Conclusions](#)[References](#)[Tables](#)[Figures](#)[◀](#)[▶](#)[◀](#)[▶](#)[Back](#)[Close](#)[Full Screen / Esc](#)[Print Version](#)[Interactive Discussion](#)

© EGU 2004

cm^{-3} for a distance of 42 meters and with extremely sharp edges, where the electron density gradient was 10^3 electrons per meter. The 50 MHz Poker Flats radar showed a reflection at the altitude of the electron enhancement that lasted for some 6 min and drifted within the radar beam with a velocity of a few meters per second.

Kelley et al. (1998) interpreted this unique observation as indicating the formation of a dusty trail of ~ 50 nm particles, carrying on average a charge of one electron per particle. These particles would fall freely and would be carried by the high altitude winds, but their diffusion coefficient would be much lower than that of atmospheric ions because of their considerable mass.

If the hypothesis of charged meteoric “smoke” particles can be sustained, this would explain why plasma could be visible even though the meteor itself is no longer visible. Such a hypothesis would also explain some puzzling observations obtained by us with the same radar during other meteor showers, as well as possibly some of the phenomena associated with persistent trains.

Figure 5 presents a radar detection obtained in 1999 during the daytime β Taurid meteor shower with the same radar equipment used here and displayed as a three-dimensional plot. The plot shows the progression of high altitude radar echoes during a period of 6 s. Individual detections are marked on the plot and a time tag is added every 0.5 s. The ticks on the E-W axis are spaced by 1 km; those on the N-S axis are spaced by 5 km. This choice exaggerates the sinuous motion of the echoes.

The radar echoes indicate a slow-moving radar reflector that traces a sinuous path (accentuated here by the different N-S and E-W axes) at very high altitude. A charged mass of dust grains, with a low diffusion coefficient and carried by high-altitude winds, would probably show such a behavior. We note that more than one such long-duration echo was recorded by our systems, implying that this is not an extremely rare phenomenon.

The fragmentation of meteors at very high altitudes (220–260 km) was one of the interesting results of Campbell-Brown and Jones (2003) when modeling Geminid dust-balls in the context of the “initial radius” problem. As the general consensus is that

leonids are among the more fragile of meteors, it seems likely that a similar fragmentation process could take place for them. This would produce, in some cases, clouds of dust that may be electrically charged and could reflect radar emission.

5. Conclusions

5 We presented 4 examples of optical meteors that were associated with radar echoes. The optical information was obtained with visible-light intensified video systems operating at the Wise Observatory, Israel, and the radar data was measured by a large phased array radar system operating in the L-band. The radar allowed the monitoring of a large volume of space and part of it overlapped with the sky region observed by
10 the video systems.

The main characteristic of the observations is that the associated radar echo appears consistently below the optical meteor. We propose that, at least in these cases, a cloud of charged particles (meteoric ions or dust) proceeds to lower altitudes after the optical meteor is extinguished.

15 *Acknowledgements.* Observations of meteors in Israel are supported by a grant from the Israel Science Foundation. We are grateful to ELTA, Ltd., for allowing the use of its facilities to reduce the radar observations. NB acknowledges support from the Austrian Friends of Tel Aviv University. We are grateful to the former Mayor of the town of Mizpe Ramon, D. Dvash, and to the city council, for turning off the city lights during the 2002 leonid shower.

20 Edited by: D. Janches

References

Baggaley, J.: Radar Observations, Meteors in the Earth's Atmosphere, edited by Murad, E. and Williams, I. P., Cambridge (UK), Cambridge University Press, 123, 2002.

Radar-optical leonids

N. Brosch et al.

Title Page

Abstract

Introduction

Conclusions

References

Tables

Figures

◀

▶

◀

▶

Back

Close

Full Screen / Esc

Print Version

Interactive Discussion

Radar-optical leonids

N. Brosch et al.

[Title Page](#)[Abstract](#)[Introduction](#)[Conclusions](#)[References](#)[Tables](#)[Figures](#)[◀](#)[▶](#)[◀](#)[▶](#)[Back](#)[Close](#)[Full Screen / Esc](#)[Print Version](#)[Interactive Discussion](#)

© EGU 2004

Boyd, I. D.: Computation of Atmospheric Entry Flow about a Leonid Meteoroid, Leonid Storm Research, edited by Jenniskens, P., Rietmeijer, F., Brosch, N., and Fonda, M., Dordrecht, Kluwer Academic Publishers, 93, 2000.

Brosch, N., Schijvarg, L. S., Podolak, M., and Rosenkrantz, M. R.: Meteor Observations from Israel, Meteoroids 2001, ESA SP-495, 165, 2001.

Campbell-Brown, M. and Jones, J.: Determining the initial radius of meteoric trains: fragmentation, MNRAS, 343, 775, 2003.

Close, S., Oppenheim, M., Hunt, S., and Coster, A.: A technique for calculating plasma density and meteoroid mass from radar head echo scattering, Icarus, 168, 43, 2004.

Grygar, J., Kohoutek, L., and Plavcova, Z.: Simultaneous Radar and Optical Observations of Meteors at Ondrejov, Physics and Dynamics of Meteors, IAU Symposium no. 33, edited by Kresak, L. and Millman, P. M., 63, 1968.

Hunt, S. M., Oppenheim, M., Close, S., Brown, P. G., McKeen, F., and Minardi, M.: Determination of the meteoroid velocity distribution at the Earth using high-gain radar, Icarus, 168, 34, 2004.

Janches, D., Mathews, J. D., Meisel, D. D., and Zhou, Q.-H.: Micrometeor Observations Using the Arecibo 430 MHz Radar, I. Determination of the Ballistic Parameter from Measured Doppler Velocity and Deceleration Results, Icarus, 145, 53, 2000.

Jones, J., Jones, W., and Halliday, I.: The Head Echo Problem – a Solution at Last?, Meteoroids 1998, edited by Baggaley, W. J. and Porubcan, V., Bratislava, Astronomical Institute of the Slovak Academy of Sciences, 29, 1999.

Jones, J. and Webster, A. R.: Visual and Radar Studies of Meteor Head Echoes, Plan. Space Sci., 39, 873, 1991.

Kelley, M. C., Alcalá, C., and Cho, J. Y. N.: Detection of a Meteor Contrail and Meteoric Dust in the Earth's Upper Mesosphere, J. Atmos. S.-P., 60, 3, 359, 1998.

Kohoutek, L., Grygar, J., Plavcova, Z., and Kvizova, J.: Comparison of Radar and Optical Meteor Observations, Bull. Astron. Inst. Czechosl., 21, 18, 1970.

Murad, E.: Physics and Chemistry of Meteoroids in the Upper Atmosphere, Meteoroids 2001, ESA SP-495, 229, 2001.

Oppenheimer, M.: Lecture at the Radar Meteor Workshop, Arecibo, 2003.

Pecina, P., Koten, P., Stork, R., Pridal, P., and Novakova, D.: Relation between the Optical and Radar Characteristics of Meteors: Perseids 1998 and 1999, Meteoroids 2001, ESA SP-495, 399, 2001.

Pellinen-Wannberg, A.: The High Power Large Aperture Radar Method for Meteor Observations, Meteoroids 2001, ESA SP-495, 443, 2001.

Pellinen-Wannberg, A., Westman, A., Wannberg, G., and Kaila, K.: Meteor Fluxes and Visual Magnitudes from EISCAT Radar Event Rates: a Comparison with Cross-section Based

5 Magnitude Estimates and Optical Data, Ann. Geophys., 116, 1475, 1998.

Sato, T.: At the Radar Meteor Workshop, Arecibo, 2003.

Znojil, V., Hollan, J., and Simek, M.: The Relation Between Meteor Optical Brightness and Properties of the Ionized Trail, Bull. Astron. Inst. Czechosl., 36, 44, 1985.

Radar-optical Leonids

N. Brosch et al.

Title Page

Abstract

Introduction

Conclusions

References

Tables

Figures



Back

Close

Full Screen / Esc

Print Version

Interactive Discussion




Fig. 1. (a) Combined image of meteor at 02:20:10 UT. The image was produced by combining the meteor records from each of the ICCDs (W1 and W2), after compensation for the slight rotation of one FOV relative to the other. This meteor produced a significant flare but it did not terminate then, rather continuing for ~ 200 ms after the end of the flare.

Radar-optical Leonids

N. Brosch et al.

Title Page

Abstract

Introduction

Conclusions

References

Tables

Figures

◀

▶

◀

▶

Back

Close

Full Screen / Esc

Print Version

Interactive Discussion

Radar-optical Leonids

N. Brosch et al.

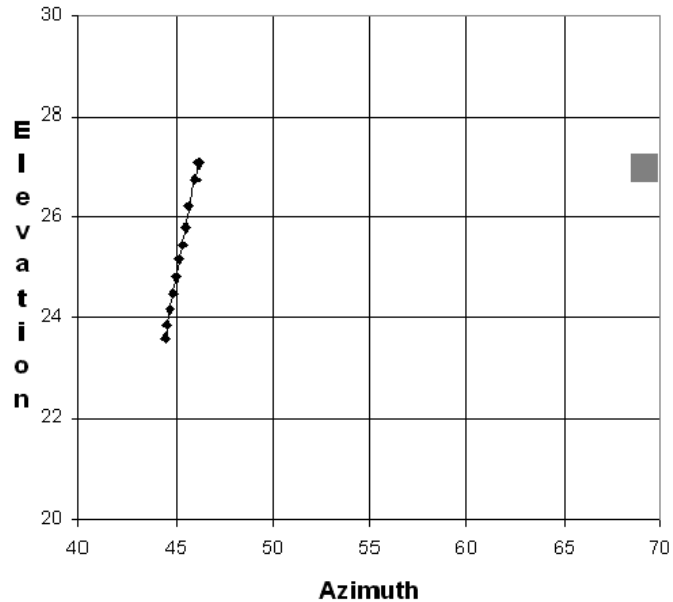


Fig. 1. (b) Plot of the meteor track from Fig. 1 with the indication of the location of the radar echo associated with this meteor and detected at Azimuth=69, Elevation=27, Height=113 km, Time=02:19:59, plotted here as the gray box.

[Title Page](#)[Abstract](#)[Introduction](#)[Conclusions](#)[References](#)[Tables](#)[Figures](#)[◀](#)[▶](#)[◀](#)[▶](#)[Back](#)[Close](#)[Full Screen / Esc](#)[Print Version](#)[Interactive Discussion](#)

© EGU 2004




Fig. 2. (a) Combined image of meteor at 02:42:31. This meteor did not flare strongly, but showed a distinct dimming near the middle of its track. Although shown here at the interface between the two FOVs, the dimming is clearly visible in the record from the W1 camera, which contains the entire track.

Radar-optical Leonids

N. Brosch et al.

Title Page

Abstract

Introduction

Conclusions

References

Tables

Figures

◀

▶

◀

▶

Back

Close

Full Screen / Esc

Print Version

Interactive Discussion

Radar-optical Leonids

N. Brosch et al.

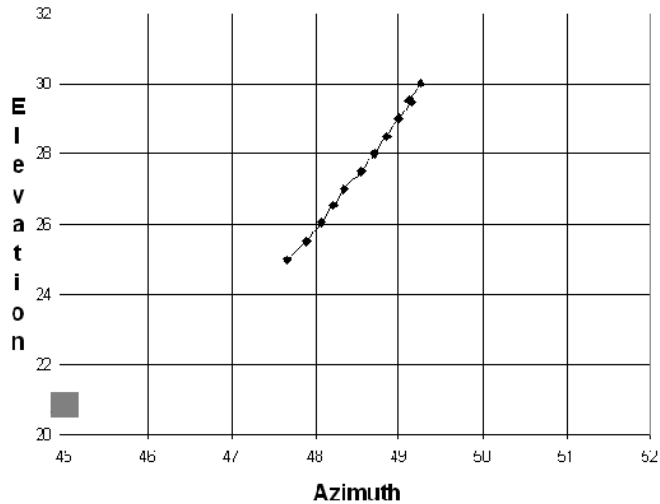


Fig. 2. (b) Optical track of the meteor shown in Fig. 2a and of the radar detection at Azimuth=45, Elevation=21, Height=111 km, Time=02:42:30, shown here as the gray square. A second radar detection at Azimuth=59, Elevation=21 and detected 7 s after the optical meteor, is not shown here.

[Title Page](#)[Abstract](#)[Introduction](#)[Conclusions](#)[References](#)[Tables](#)[Figures](#)[◀](#)[▶](#)[◀](#)[▶](#)[Back](#)[Close](#)[Full Screen / Esc](#)[Print Version](#)[Interactive Discussion](#)

© EGU 2004



Fig. 3. (a) Combined image of meteor at 02:50:06. This meteor produced a strong flare, although from the ICCD images it is not clear whether this was a terminal flare or the meteor continued after the flare, as did the one shown in Fig. 1.

1443

Radar-optical Leonids

N. Brosch et al.

Title Page

Abstract

Introduction

Conclusions

References

Tables

Figures



Back

Close

Full Screen / Esc

Print Version

Interactive Discussion

Radar-optical Leonids

N. Brosch et al.

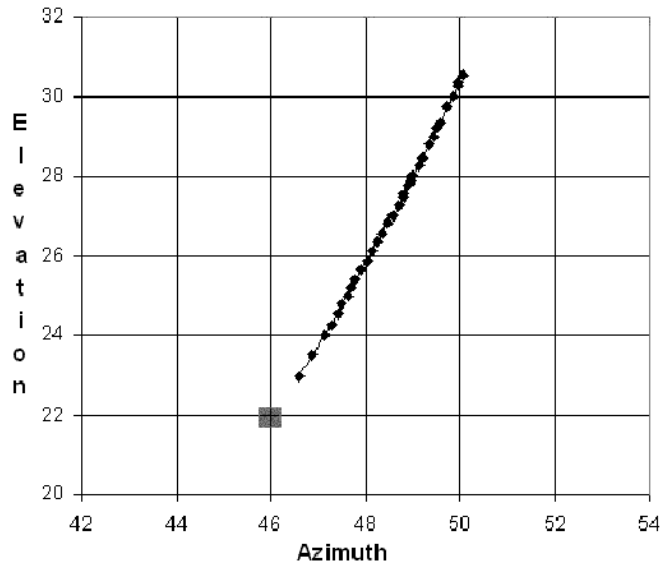


Fig. 3. (b) Optical track detection associated with the meteor shown in Fig. 3a. The radar detection was at Azimuth=46, Elevation=22, Height=72 km, Time=02:50:09 and is marked here by the gray square.

[Title Page](#)[Abstract](#)[Introduction](#)[Conclusions](#)[References](#)[Tables](#)[Figures](#)[◀](#)[▶](#)[◀](#)[▶](#)[Back](#)[Close](#)[Full Screen / Esc](#)[Print Version](#)[Interactive Discussion](#)

© EGU 2004




Fig. 4. (a) Combined image of meteor at 02:53:03. This meteor terminated out of the FOV of W1 and W2, but from the partial record of W2 it seems that the flare continued below the recorded altitude.

Radar-optical leonids

N. Brosch et al.

Title Page

Abstract

Introduction

Conclusions

References

Tables

Figures

◀

▶

◀

▶

Back

Close

Full Screen / Esc

Print Version

Interactive Discussion

Radar-optical Leonids

N. Brosch et al.

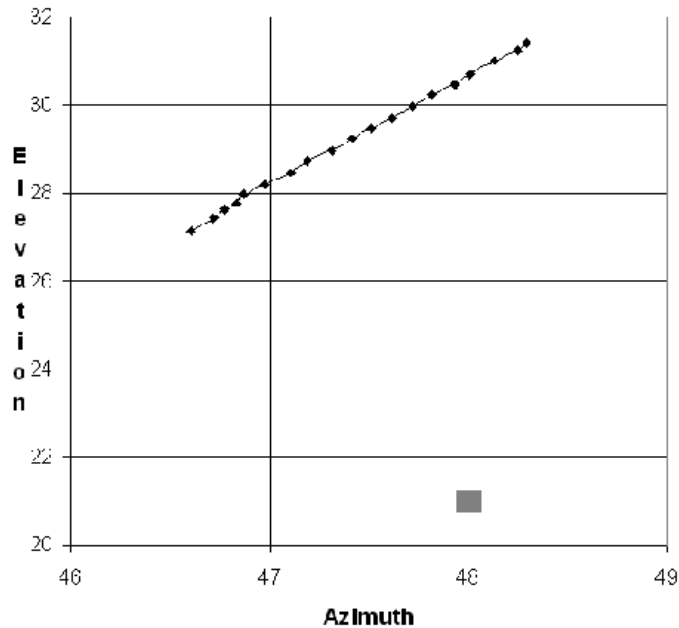


Fig. 4. (b) Optical track and associated radar detection for meteor shown in Fig. 4a. The distant radar detection, shown here as the dark square, was at Azimuth=48, Elevation=21, Height=67 km, Time=02:52:53 and we estimate this association to be less probable than in the three other cases, because the time difference puts the radar detection 10 s earlier than the optical.

[Title Page](#)[Abstract](#)[Introduction](#)[Conclusions](#)[References](#)[Tables](#)[Figures](#)[◀](#)[▶](#)[◀](#)[▶](#)[Back](#)[Close](#)[Full Screen / Esc](#)[Print Version](#)[Interactive Discussion](#)

© EGU 2004

Radar-optical Leonids

N. Brosch et al.

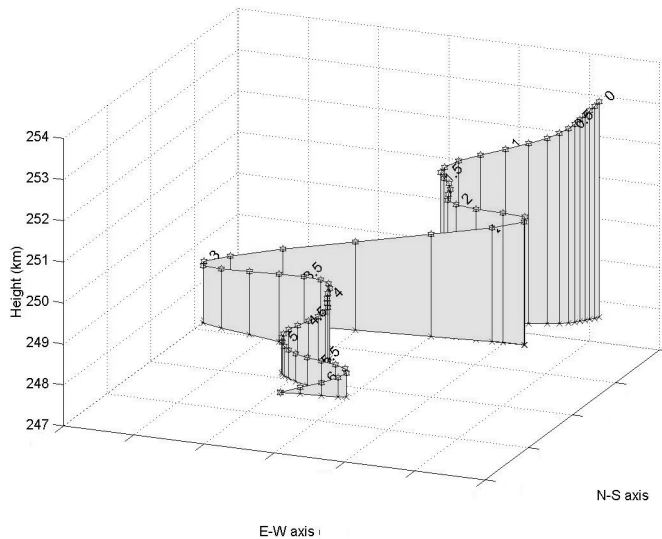


Fig. 5. Radar event detected in Israel on 30 June 1999 during the β Taurid meteor shower.

[Title Page](#)[Abstract](#)[Introduction](#)[Conclusions](#)[References](#)[Tables](#)[Figures](#)[◀](#)[▶](#)[◀](#)[▶](#)[Back](#)[Close](#)[Full Screen / Esc](#)[Print Version](#)[Interactive Discussion](#)

© EGU 2004