



**HAL**  
open science

## Partially oxidised organic components in urban aerosol using GCXGC-TOF/MS

J. Hamilton, P. Webb, A. Lewis, J. Hopkins, S. Smith, P. Davy

► **To cite this version:**

J. Hamilton, P. Webb, A. Lewis, J. Hopkins, S. Smith, et al.. Partially oxidised organic components in urban aerosol using GCXGC-TOF/MS. *Atmospheric Chemistry and Physics Discussions*, 2004, 4 (2), pp.1393-1423. hal-00301144

**HAL Id: hal-00301144**

**<https://hal.science/hal-00301144>**

Submitted on 18 Jun 2008

**HAL** is a multi-disciplinary open access archive for the deposit and dissemination of scientific research documents, whether they are published or not. The documents may come from teaching and research institutions in France or abroad, or from public or private research centers.

L'archive ouverte pluridisciplinaire **HAL**, est destinée au dépôt et à la diffusion de documents scientifiques de niveau recherche, publiés ou non, émanant des établissements d'enseignement et de recherche français ou étrangers, des laboratoires publics ou privés.

**Partially oxidised  
organic components  
in urban aerosol  
using  
GCXGC-TOF/MS**

J. Hamilton et al.

# Partially oxidised organic components in urban aerosol using GCXGC-TOF/MS

J. Hamilton<sup>1</sup>, P. Webb<sup>1</sup>, A. Lewis<sup>1</sup>, J. Hopkins<sup>1</sup>, S. Smith<sup>2</sup>, and P. Davy<sup>2</sup>

<sup>1</sup>Department of Chemistry, University of York, Heslington, York, YO10 5DD, United Kingdom

<sup>2</sup>Division of Life Sciences, Kings College London, London, SE1 9NN, United Kingdom

Received: 12 January 2004 – Accepted: 24 February 2004 – Published: 9 March 2004

Correspondence to: A. Lewis (acl5@york.ac.uk)

Title Page

Abstract

Introduction

Conclusions

References

Tables

Figures

◀

▶

◀

▶

Back

Close

Full Screen / Esc

Print Version

Interactive Discussion

## Abstract

Partially oxidised organic compounds associated with PM<sub>2.5</sub> aerosol collected in London, England, have been analysed using direct thermal desorption coupled to comprehensive gas chromatography-time of flight mass spectrometry (GCXGC-TOF/MS).

Over 10 000 individual organic components were isolated from around 10  $\mu$ g of aerosol material in a single procedure and with no sample pre-treatment. Chemical functionalities observed using this analytical technique ranged from alkanes to poly-oxygenated species. The chemical band structures commonly used in GCXGC for group type identifications overlap for this sample type, and have required mass spectrometry as an additional level of instrument dimensionality. An investigation of oxygenated volatile organic compounds (o-VOC) contained within urban aerosol has been performed and in a typical sample around 130 o-VOCs were identified based on retention behaviour and spectral match. In excess of 100 other oxygenated species were also observed but lack of mass spectral library or pure components prevents positive identification. Many of the carbonyl species observed could be mechanistically linked to gas phase aromatic hydrocarbon oxidation and there is good agreement in terms of speciation between the urban samples analysed here and those degradation products observed in smog chamber experiments of aromatic oxidation. The presence of partially oxidised species such as linear chain aldehydes and ketones and cyclic products such as furanones suggests that species generated relatively early in the oxidative process may undergo gas to particle partitioning despite their relatively high volatility.

## 1. Introduction

When volatile organic compounds (VOCs) react with hydroxyl radicals (OH) in the atmosphere, they produce, in addition to ozone, a by-product of peroxy radical – NO<sub>x</sub> reactions, a series of stable oxygenated and nitrated compounds. These oxygenated compounds have the potential to degrade further via OH reaction and photolysis to pro-

### Partially oxidised organic components in urban aerosol using GCXGC-TOF/MS

J. Hamilton et al.

Title Page

Abstract

Introduction

Conclusions

References

Tables

Figures

◀

▶

◀

▶

Back

Close

Full Screen / Esc

Print Version

Interactive Discussion

---

**Partially oxidised  
organic components  
in urban aerosol  
using  
GCXGC-TOF/MS**

---

J. Hamilton et al.

---

duce smaller and increasingly oxidised components with generally decreasing vapour pressures. Significant amounts of organic carbon can be found in the particulate phase of the atmosphere, and may originate as either primary emissions or from secondary sources such as the condensation of gas phase oxidation products. Epidemiological studies have established that ambient particulate matter is associated with damaging effects on respiratory and cardiovascular systems of people with a history of heart and lung diseases, leading to health deterioration and even death (Dockery et al., 1993; Samet et al., 2000; Wichmann et al., 2000). Toxicological studies have shown that PM induces oxidative stress and that oxygenated organic species such as quinones may be catalytically involved in the generation of reactive oxygen species (Tao et al., 2003; Ning et al., 2003). Epidemiological and toxicologically studies have also shown links between ambient particulate matter and asthma (Peden, 2002; Hao et al., 2003; Utell and Frampton, 2000).

In addition to health effects small particles can grow in size via collisions or condensation from the vapour phase until they are large enough to scatter light, thus forming “haze” as a component in photochemical smog. Aerosols can also act as a medium for the condensation of water to form water droplets, affecting the optical properties and lifetime of clouds and contributing to the aerosol “indirect effect” term in the earths radiative balance (Haywood and Boucher, 2000).

Sources of primary organic aerosol are both natural i.e. plant waxes, pollen, biogenic emissions, biomass burning and anthropogenic i.e. cooking, fossil fuel combustion and human induced biomass burning (Rogge et al., 1993). Common constituents include mono-carboxylic acids, alkanes, terpenoids and poly aromatic hydrocarbons (PAH) (Fraser et al., 1999; Yu et al., 1999). Secondary organic aerosols generally contain more multi-functional oxygenated compounds, such as poly-carboxylic acids (Blando et al., 1998). The photo-oxidation of gas phase volatile organic compounds (VOCs), with hydroxyl radicals (OH) and/or ozone, leads to early generation partially oxygenated products, with lower volatility than the parent hydrocarbon (Asher et al., 2002). These relatively volatile products have been observed to partition into an or-

[Title Page](#)[Abstract](#)[Introduction](#)[Conclusions](#)[References](#)[Tables](#)[Figures](#)[◀](#)[▶](#)[◀](#)[▶](#)[Back](#)[Close](#)[Full Screen / Esc](#)[Print Version](#)[Interactive Discussion](#)

ganic aerosol phase at concentrations below their saturation concentrations (Pankow, 1994). Whilst for non-polar molecules the distribution between phases can be adequately parameterised in terms of compound vapour pressure, the mechanisms controlling distribution between phases is unclear for more polar molecules.

5 The reaction pathways of larger hydrocarbon compounds are complex and may have significant branching to numerous stable oxidation products. An example is the reaction of toluene with OH radicals in the presence of NO<sub>x</sub>. Toluene can react with OH via several routes including H-abstraction and OH addition to the ring to produce, for example, peroxybicyclic, epoxy and cresol intermediates (Klotz et al., 1998). Although  
10 the toluene reaction has been studied extensively, the closure of the toluene-OH reaction carbon budget is far from complete (Smith et al., 1998). Toluene is one of several hundred monoaromatic compounds found in the gas phase of urban air (Lewis et al., 2000; Hamilton and Lewis, 2003), and their degradation mechanisms and fate of oxidised products is a key uncertainty in atmospheric chemistry. Whilst mechanistic studies have yet to complete closure of monoaromatic oxidation budgets, they have determined that a wide range of stable oxygenated species may potentially be formed from the array of aromatic compounds in urban air and that these species have chemical properties that suggest a potential to partition to the condensed phase. The speciated chemical composition of urban organic aerosol is far from complete however, with many  
15 studies concentrating on “group type” rather than structurally specific identifications. It has therefore been difficult, outside of the simulation chamber, to directly link oxidised organic compounds in aerosol with possible gas phase hydrocarbon precursors. Bulk aerosol characteristics have been measured using infrared spectroscopy, NMR, ion chromatography and aerosol mass spectrometry (Suzuki et al., 2001; Schmeling et al., 2000; Allen et al., 2003).  
20

25 For speciated measurements of organics, aerosols are typically trapped onto quartz fibre filters and the organic material extracted using a solvent. The complexity of urban aerosol provides many analytical challenges and the resolution afforded by GC/MS (the most commonly used technique either directly or via derivatization) is insufficient to

---

**Partially oxidised  
organic components  
in urban aerosol  
using  
GCXGC-TOF/MS**

J. Hamilton et al.

---

Title Page

Abstract

Introduction

Conclusions

References

Tables

Figures

◀

▶

◀

▶

Back

Close

Full Screen / Esc

Print Version

Interactive Discussion

---

**Partially oxidised  
organic components  
in urban aerosol  
using  
GCXGC-TOF/MS**

---

J. Hamilton et al.

perform a complete speciation in a single step. Much of the offline sample preparation in currently applied methods is undertaken to reduce the complexity of sample introduced to the GC/MS and in most cases, sample preparation is the rate-determining step in the analysis. The choice of extraction solvent may have a very significant influence on the type of compounds that may be extracted, although a recent study by Alves et al. (2001) used a dichloromethane extraction to obtain the majority of the organic content from the aerosol samples collected. The total organic extract (TOE) was quantified after vacuum concentration and evaporation of the extract under a dry nitrogen atmosphere. Flash chromatography using various solvents allowed separation of the TOE into a series of fractions of increasing polarity. The alcohols and the fatty acids were then derivatised using N,O-bis-trimethylsilyl-trifluoroacetamide and a BF<sub>3</sub>/methanol mixture (20%) respectively. The fractions were then separated and the components identified using GC/MS. This lengthy procedure provided one of the most comprehensive catalogues of organic matter in aerosol. However an essentially universal and potentially on-line method of analysis which retains speciated information is highly desirable, since at each step in the preparation process, analytes, and in particular volatile species, can be lost via inefficient extractions and evaporation.

The analysis of oxygenated compounds within aerosol is particularly difficult and has been performed using chemical derivatization before analysis most commonly by GC/MS. Whilst atmospheric degradation of hydrocarbons is an important source of such species there are also some direct emissions from both anthropogenic and biogenic sources (Kean et al., 2001). It is this oxygenated content in atmospheric aerosols where probably least data currently exists (Kiss et al., 1999), however, it is this class of compound which offers the greatest potential in elucidating the links between gas and condensed phases in the atmosphere. Furthermore, within this class, are compounds which act as ligands for transition elements such as iron. These entities may enhance the solubility of Fe<sup>3+</sup> and provide active redox centres that have the potential to generate reactive oxygen species, which are considered important for the toxicity of PM (Okochi and Brimblecombe, 2002).

[Title Page](#)[Abstract](#)[Introduction](#)[Conclusions](#)[References](#)[Tables](#)[Figures](#)[◀](#)[▶](#)[◀](#)[▶](#)[Back](#)[Close](#)[Full Screen / Esc](#)[Print Version](#)[Interactive Discussion](#)

---

**Partially oxidised  
organic components  
in urban aerosol  
using  
GCXGC-TOF/MS**

---

J. Hamilton et al.

[Title Page](#)[Abstract](#)[Introduction](#)[Conclusions](#)[References](#)[Tables](#)[Figures](#)[◀](#)[▶](#)[◀](#)[▶](#)[Back](#)[Close](#)[Full Screen / Esc](#)[Print Version](#)[Interactive Discussion](#)

To attempt an analysis of organics within aerosol without any form of sample pre-treatment requires a separation and detection system with an exceedingly high specificity. Thermal desorption (TD) has been shown to be a sensitive and quantitative method for directly releasing semi-volatile compounds from heterogeneous matrices such as airborne particulate matter (Waterman et al., 2000) and eliminates much of the selectivity of solvent extraction. Importantly it also dramatically reduces the amount of material required for an analysis. For separation of complex mixtures orthogonal gas chromatography (GCXGC) showed far greater resolution of petrochemical and related mixtures than had previously obtained and the technique has been extended in the last 5 years to encompass atmospheric analysis. Its ability to separate complex mixtures of organics at low concentrations makes it an ideal technique to measure partially oxidised species in hydrocarbon dominated urban air samples (Xu et al., 2003). Coupling of GCXGC to a fast acquisition mass spectrometer combines the improved analytical resolution of the GCXGC with mass spectral information obtained across the peak. Early attempts used a quadrupole mass spectrometer (Frysinger and Gaines, 1999) but the mass spectral acquisition rate was not ideal. Van Duersen et al. (2000) coupled a GCXGC system to a time of flight mass spectrometer capable of collecting spectra at up to 500 Hz and this technique has been used for the analysis of cigarette smoke, resolving over 7500 individual analytes (Dalluge et al., 2002).

The three independent analytical dimensions in TD-GCXGC-TOF/MS makes this technique potentially ideal for measuring the organic components within a complex matrix such as ambient particulate matter (Welthagen et al., 2003). The ability of GCXGC to separate oxygenated intermediates of aromatic oxidation in the gas phase has been shown previously (Hamilton et al., 2003) and in this paper we report the modification of the technique to analyse organic aerosol composition and in particular for oxygenated organics, without sample pre-treatment or fractionation.

## 2. Experimental

### 2.1. Sample collection

The samples were obtained using a Rupprecht and Patashnick Partisol-Plus 2025 dichotomous sampler at a roadside location at Acton Town Hall in the London Borough of Ealing. The sample type (EAL/Q 1947/a) is a PM<sub>2.5</sub> deposit collected on a quartz 47 mm filter for 24 h (the chromatograms shown in this paper from data collected on 25 and 26 October 2002) at a sampling rate of 15 L min<sup>-1</sup>. Prior to exposure the filter was baked at 600°C for at least one hour in a muffle furnace to remove possible organic contaminants. It can be assumed that the contribution of organic compounds absorbed onto the filter paper to the total organic carbon is not significant as a result of the long sampling time (Turpin et al., 1994).

### 2.2. Direct thermal desorption

Approximately 10 µg of particulate collected on quartz microfibre filter was introduced into a cooled GC injection liner, which was subsequently heated at 20°C min<sup>-1</sup> in a stream of helium to 300°C, where it was held for 10 min. The organics released in this heating regime were collected inside a silica capillary liquid nitrogen cold trap. Following desorption from the PM matrix, the cold trap was ballistically heated and compounds separated by the GCXGC system. The efficiency of vaporisation was tested using repeated desorptions on the same piece of filter paper. Second desorptions showed only trace quantities of the diesel range organics and oxygenated compounds. Further desorption yielded peaks just above the instrument noise. The direct thermal desorption technique was therefore found to efficiently remove at least 90% of the directly resolvable organics during the primary desorption step.

---

**Partially oxidised  
organic components  
in urban aerosol  
using  
GCXGC-TOF/MS**

J. Hamilton et al.

---

Title Page

Abstract

Introduction

Conclusions

References

Tables

Figures

◀

▶

◀

▶

Back

Close

Full Screen / Esc

Print Version

Interactive Discussion



### 2.3. GCXGC-TOF/MS

GCXGC-TOF/MS was carried out using a cryo-jet Pegasus 4D (Leco, St. Joseph, MI, USA) incorporating an Agilent 6890N Gas Chromatograph and a Pegasus III reflectron time-of-flight mass spectrometer. A liquid nitrogen cooled gas jet midpoint modulator was used to enable comprehensive two-dimensional separations. A secondary oven housed within the GC oven allowed independent column temperature controls.

The columns set used in experiments provides a primary volatility based separation followed by a secondary polarity based separation. The first dimension was a 5% phenyl-95% methyl-polysiloxane 10 m×180 μm ×0.18 μm HP-5 (J&W Scientific, Wilmington, DE, USA). The second column was a 14% cyanopropylphenyl-polysiloxane 1.66 m×100 μm×0.1 μm DB17 (J&W Scientific, Wilmington, DE, USA). The GC was held at 40°C for five minutes and then raised at 3.5°C min<sup>-1</sup> to 270°C and held at this temperature for a further ten minutes. The carrier gas was helium (99.9999%, BOC Gases, Guilford, UK) supplied at 1 ml min<sup>-1</sup>. The modulator and secondary oven were operated at +30°C and +15°C above GC oven temperature, respectively.

M/z ratios between 20 and 350 amu were collected at 50 Hz over the entire course of the analysis. All analyte identifications presented have minimum similarity, reverse fit and statistical probabilities of 835/1000, 845/1000 and 7000/10 000, respectively.

### 3. Results

Figures 1a and 1b show the separation and subsequent total ion current generated for a thermally volatilised PM<sub>2.5</sub> urban aerosol sample using GCXGC-TOF/MS. The analysis resolves species ranging in volatility from that equivalent to C<sub>7</sub> to C<sub>15</sub> n-alkane in Fig. 1a and C<sub>16</sub> to C<sub>30</sub> in Fig. 1b. Each spot on the two images represents an individual compound for which a full mass spectrum was available. The thermal volatilisation and separation method resolved a polarity range from alkanes to mono substituted acids. Di-acids were seen to have relatively low recovery and poly-acids were not

**Partially oxidised  
organic components  
in urban aerosol  
using  
GCXGC-TOF/MS**

J. Hamilton et al.

Title Page

Abstract

Introduction

Conclusions

References

Tables

Figures

◀

▶

◀

▶

Back

Close

Full Screen / Esc

Print Version

Interactive Discussion

---

**Partially oxidised  
organic components  
in urban aerosol  
using  
GCXGC-TOF/MS**

---

J. Hamilton et al.

[Title Page](#)[Abstract](#)[Introduction](#)[Conclusions](#)[References](#)[Tables](#)[Figures](#)[◀](#)[▶](#)[◀](#)[▶](#)[Back](#)[Close](#)[Full Screen / Esc](#)[Print Version](#)[Interactive Discussion](#)

released. Deconvolution software typically identified in excess of 10 000 analytically distinct compounds with a S/N ratio greater than 50:1 in samples of this kind. Previous comprehensive GC separations of gas phase organic content found between 600–1000 organic compounds in urban air (Lewis et al., 2000). The order of magnitude increase in number for particulate samples may be considered a natural consequence of the exponential relationship between isomeric forms and carbon number as we move to a sample containing generally larger, longer chain organic molecules.

The latter stages of the separation shown in Fig. 1b are dominated by higher boiling point species associated with unburnt fuel, partially burnt fuel and combustion products, such as polycyclic aromatic compounds, commonly observed in particle samples. These fractions are associated with primary organic emissions, primarily from automotive exhaust. Of significance in this overview figure are the large numbers of analytes located at the top of Fig. 1a. These species are both volatile (from their early primary column retention times  $R_t$ ) and moderately polar/oxygen containing (from their second column  $R_t$ ). This region therefore contains those compounds that may be possible gas-phase oxidation products partitioning to the aerosol phase and a comprehensive compositional investigation of these components has been carried out.

There are so many different group types present in this sample, that the conventional GCXGC ordering of the chromatogram presents no simple band structures, such as those seen in gasoline samples (Ledford et al., 1996). On the contrary, a number of bands overlap and even with the use of a complex set of standard mixtures, interpretation would be impossible based on retention times alone. Using GCXGC-TOF/MS it has been possible to plot GCXGC contour plots for individual  $m/z$  ratios, allowing an additional level of instrument dimensionality over GCXGC-FID. Contour plots of appropriate mass fragments allow further resolution and it is possible to extract groups of analytes (i.e. carboxylic acids), isomers (i.e. methyl-furanones) or individual analytes (i.e. menadione) from the complex aromatic/aliphatic aerosol matrix, as shown in Figs. 2–4.

A typical inventory of o-VOCs found in PM<sub>2.5</sub> London aerosol is presented in Ta-

---

**Partially oxidised  
organic components  
in urban aerosol  
using  
GCXGC-TOF/MS**J. Hamilton et al.

---

[Title Page](#)[Abstract](#)[Introduction](#)[Conclusions](#)[References](#)[Tables](#)[Figures](#)[◀](#)[▶](#)[◀](#)[▶](#)[Back](#)[Close](#)[Full Screen / Esc](#)[Print Version](#)[Interactive Discussion](#)

bles 1–3. The o-VOCs have been split into three subsets: The linear group (including straight and branched chains), the substituted mono aromatics and the cyclic o-VOCs. Within each subset, a wide range of analyte types are present and analytes have been further categorised according to their oxygen functionality.

52 linear, 21 mono aromatic and 64 cyclic o-VOCs were identified giving a total speciation of 137 o-VOCs. There were at least 100 more o-VOCs present but at longer chain lengths and with increasing substitutions, there was insufficient data available in the mass spectral library since many of these species have never been produced synthetically. The lack of pure components and mass spectra is a severe limitation in identifying many of the oxygenated species present. Only in cases where there is a unique band pattern can species without unique spectra be identified with any degree of confidence; an example of which is given later for a dihydro-furanone series.

To ensure that the o-VOCs identified were associated with the PM and not with gas phase analytes absorbed onto the filter paper, blank edge and interstitial sections of filter paper were also analysed. Considerable amounts of aliphatic and aromatic matter were found to be absorbed onto the blank filter paper, however, concentrations of the majority of o-VOCs were found to be either zero or less than 10% of that found in the particulate phase. Notably the cyclic o-VOCs were not found at all on the blank edge section of the filter paper and appeared to be associated only with the condensed phase.

#### 4. Discussion

In the absence of pure materials and such a vastly complex mixture the production of a traditional set on calibrations is impossible. To give a guide to the abundance of individual species relative to a more well characterised compound we have used an ion “abundance ratio”. This is presented in Tables 4 and 5, for a select number of o-VOCs and hydrocarbons, and is the ratio of total analyte ion counts relative to naphthalene ion counts. This is clearly very crude but at least offers a reasonable comparison between

---

**Partially oxidised  
organic components  
in urban aerosol  
using  
GCXGC-TOF/MS**J. Hamilton et al.

---

the abundance of individual species within a given class. The analytes marked with a star in Table 5 have been identified in bulk PM<sub>10</sub> samples taken at a different urban location. The volatile and partially oxidised o-VOCs range widely in abundance but make up a very significant fraction of the total organics in the aerosol sample. Unsurprisingly one of the most abundant groups is the carboxylic acids, with n-hexadecanoic acid having an abundance ratio of 10. Carboxylic acids can be emitted to the atmosphere from a number of sources, including primary biogenic emissions (soil and vegetation), direct anthropogenic emissions (eg food processing plants) and via photo-chemical oxidation (Chebbi and Carlier, 1996), with hexadecanoic acid being a significant portion of aerosol obtained from hamburger cooking and gasoline (Schauer et al., 1999; Chandramouli et al., 2003). Due to the lower vapour pressure of di- and poly-carboxylic acids, they are expected to be highly dominate in the aerosol phase. However, using thermal desorption, only a very limited amount of these compounds are found with respect to the mono-acids. Thermally assisted derivatisation or thermochemolysis is a possible means of releasing the more refractory dicarboxylic acids (Prati et al., 2003). Alternatively, a liquid extraction method could be used to analyse the di-functionality acids using a coupled GC method.

Aromatic compounds are particularly important precursors to atmospheric aerosol formation in urban areas where traffic emissions dominate. The total amount of SOA produced from the oxidation of whole gasoline vapour can be represented as the sum of the contributions of the individual aromatic constituents of the fuel (Odum et al., 1997). Forstner et al. (1998) investigated the composition of SOA formed from the oxidation of mono aromatics in a series of smog chamber studies. Of the 79 semi-volatile oxygenates observed in the investigation of toluene and C<sub>2</sub>-aromatic oxidation, we positively identify at 29 of these to be present in ambient samples. In addition, a further 31 are strongly suspected to be present in the sample but their library match statistics are outside of our positive identification parameters. In addition to the alkyl-benzene oxidation products identified by Forstner et al., 2(3H)-furanone, 2(5H)-furanone and dihydro-2(3H)-furanone were identified within the urban aerosol with the 2(5H)-isomer

[Title Page](#)[Abstract](#)[Introduction](#)[Conclusions](#)[References](#)[Tables](#)[Figures](#)[◀](#)[▶](#)[◀](#)[▶](#)[Back](#)[Close](#)[Full Screen / Esc](#)[Print Version](#)[Interactive Discussion](#)

almost 8 times more abundant than the 2(3H)-isomer. The saturated dihydro-2(3H)-furanone was also found in the aerosol phase and is 4 times more abundant than the (3H) isomer.

Forstner et al., also found significant quantities of saturated anhydrides and suggested that they may result from photolytically induced hydrogenation of the furandiones in the particle phase as shown in Fig. 5. The saturated furandiones are not expected from the reaction mechanism, and have not been reported in previous gas phase studies. It was proposed that water, nitro-phenols and benzoic acid produce a slightly acidic environment in the particle, which allows relatively easy proton exchange to take place. In the GCXGC-TOF/MS analysis of the aerosol sample we have found considerable amounts of the saturated furanone in addition to the expected unsaturated furanones. If the primary source of these compounds is aromatic oxidation, their production pathway is not obvious from the reaction mechanism. Only the C<sub>1</sub> and C<sub>2</sub> substituted unsaturated furanones were found in the aerosol sample. In contrast, the nC<sub>1</sub> to nC<sub>14</sub>-dihydro-2(3H)-furanones were identified and the extracted band structure is shown in Fig. 6. There were only mass spectra available in the library up to the nC<sub>8</sub>-substituted dihydro-2(3H)-furanone. However, the unique band structure created by this group of compounds allows identification of the larger molecular weight compounds. Visual interpretation of the individual mass spectra confirms peak identifications.

A possible mechanism for the production of the dihydro-furanones is shown in Fig. 7. This mechanism is analogous to that for the anhydrides, with photolytic hydrogenation taking place in the particle phase, under acidic conditions. Dihydro-furanones have also been identified in secondary organic aerosol produced from the photo-oxidation of alkenes (Forstner et al., 1997). They identified the nC<sub>5</sub>, nC<sub>3</sub> and nC<sub>2</sub>-dihydro-2(3H)-furanones in secondary organic aerosol formed during the photo-oxidation of 1-decene. The lactones are readily formed from  $\gamma$ -hydroxycarboxylic acids, produced during alkene oxidation, in the presence of a small amount of acid (Streitwieser and Heathcock, 1976). At present there is no solid evidence to confirm which of the two

---

**Partially oxidised  
organic components  
in urban aerosol  
using  
GCXGC-TOF/MS**

J. Hamilton et al.

---

Title Page

Abstract

Introduction

Conclusions

References

Tables

Figures

◀

▶

◀

▶

Back

Close

Full Screen / Esc

Print Version

Interactive Discussion

---

**Partially oxidised  
organic components  
in urban aerosol  
using  
GCXGC-TOF/MS**

---

J. Hamilton et al.

[Title Page](#)[Abstract](#)[Introduction](#)[Conclusions](#)[References](#)[Tables](#)[Figures](#)[◀](#)[▶](#)[◀](#)[▶](#)[Back](#)[Close](#)[Full Screen / Esc](#)[Print Version](#)[Interactive Discussion](#)

proposed mechanisms is dominant. However, both the high molecular 1-alkenes (up to C<sub>23</sub>) and n-alkyl-substituted alkyl-benzenes (up to C<sub>13</sub>-substituted) were present in the aerosol particle and could contribute to the formation of the significant quantities of dihydro-2(3H)-furanones found in ambient aerosol.

5 In a similar smog chamber study of toluene oxidation, Jang and Kamens (2001) found the furanones in trace quantities in the gas phase only. The main ring-opened reaction products identified in the aerosol phase were primarily highly oxidised species such as oxocarboxylic acids and hydroxy-carbonyl products. They suggested that relatively high vapour pressure compounds in the aerosol could be explained through  
10 heterogeneous reactions in the aerosol phase. These reactions include aldol condensation, hydration, polymerisation (Noziere and Riemer, 2003) in acidic solutions, similar to those found in atmospheric aerosol. The thermal desorption method of analysis would break apart these type of polymers during vaporisation. In addition, the very polar compounds would be subject to losses, similar to the di- and poly-carboxylic  
15 acids. Although we cannot make any quantitative comment about these proposed heterogeneous processes we would note that the temperature of thermal desorption from the PM has a significant impact on the abundance of small carbonyl type compounds. From relatively simple studies there appears to be a threshold temperature for the liberation of these species, at approximately 200°C.

20 Overall however we believe that the GCXGC-TOF/MS analysis show encouragingly good agreement with the Forstner et al. study, notably with speciation of furanone type products. We comment briefly that the gas phase composition in urban air has also been analysed using GCXGC-TOF/MS under a number of different meteorological conditions and to date the furanone-type compounds have never been found in  
25 detectable quantities.

## 5. Conclusions

A large number of volatile and semi-volatile oxygenated organic compounds have been observed in urban PM<sub>2.5</sub> material analysed directly using on-line thermal desorption with GCXGC-TOF/MS. The non-selective nature of the extraction method resulted in a highly complex mixture with over 10 000 species of varying functional group types being resolved in a single separation. Of particular interest were the relatively low molecular weight and volatile oxygenated organic compounds found in the early stages of the separation. Many of the species could be mechanistically linked as products of gas phase hydrocarbon precursor oxidation with a large number being attributable to aromatic oxidation. The observations qualitatively indicate that species generated relatively early in the oxidative process may undergo gas to particle partitioning. It is worth noting that we have applied the same GCXGC-TOF/MS approach to the analysis of gas phase organics and to date almost none of the aerosol bound cyclic o-VOC species have been observed in the gas phase. The mechanisms by which the species are able to exist in the condensed is the subject of much current discussion notably Jang and Kamens (2001) and Noziere and Riemer (2003). We are not able to provide evidence within this study to support or disprove any of the current theories, but comment that the GCXGC-TOF measurement approach appears extremely attractive in making direct measurements of key model compounds that are often used in gas particle partitioning models.

*Acknowledgements.* P. Webb acknowledges a NERC studentship (NER/T/S/2000/01431). Thanks also go to Claire Bloss, University of Leeds, for helpful discussions of aromatic photo-oxidation pathways and products.

Edited by: U. Baltensperger

---

**Partially oxidised  
organic components  
in urban aerosol  
using  
GCXGC-TOF/MS**

J. Hamilton et al.

---

Title Page

Abstract

Introduction

Conclusions

References

Tables

Figures

◀

▶

◀

▶

Back

Close

Full Screen / Esc

Print Version

Interactive Discussion

## References

- Allan, J. D., Alfarra, M. R., Bower, K. N., Williams, P. I., Gallagher, M. W., Jimenez, J. L., McDonald, A. G., Nemitz, E., Canagaratna, M. R., Jayne, J. T., Coe, H., and Worsnop, D. R.: Quantitative sampling using an Aerodyne aerosol mass spectrometer – 2. Measurements of fine particulate chemical composition in two U.K. cities, *J. Geophys. Res.-A.*, 108, D3, art. no. 4091, 2003.
- Alves, A., Pio, C. and Duarte, A.: Composition of extractable organic matter of air particle from rural and urban Portuguese areas, *Atmos. Env.*, 35, 5485–5496, 2001.
- Asher, W. E., Pankow, J. F., Erdakos, G. B., and Seinfeld, J. H.: Estimating the vapour pressure of multi-functional oxygen-containing organic compounds using group contribution methods, *Atmos. Env.*, 36, 1483–1498, 2002.
- Blando, J. D., Porcja, R. J., Li, T. H., Bowman, D., Lioy, P. J., and Turpin, B. J.: Secondary formation and the Smoky Mountain organic aerosol: An examination of aerosol polarity and functional group composition during SEAVS, *Env. Sc. Tec.*, 32, 604–613, 1998.
- Chandramouli, B., Jang, M., and Kamens, R. M.: Gas-particle partitioning of semi-volatile organics on organic aerosol using a predictive activity coefficient model: analysis of the effects of parameter choices on model performance, *Atmos. Env.*, 37, 853–864, 2003.
- Chebbie, A. and Carlier, P.: Carboxylic acids in the troposphere, occurrence, source and sinks: A review, *Atmos. Env.*, 24, 4233–4249, 1996.
- Dalluge, J., van Stee, L. L. P., Beens, J., and Tijssen, R.: Unravelling the composition of very complex samples by comprehensive gas chromatography coupled to time of flight mass spectrometry: Cigarette smoke, *J. Chromatogr. A*, 974, 169–184, 1997.
- Dockery, D. W., Pope, L. A., Xu, X., Spengler, J. D., Ware, J. H., Fay, M. E., Ferris, B. G., and Speizer, F. E.: An association between air pollution and mortality in six US cities (The Six Cities Study), *New England Journal of Medicine*, 329, 1753–1759, 1993.
- Forstner, H. J. L., Flagan, R. C., and Seinfeld, J. H.: Secondary organic aerosol from the photooxidation of aromatic hydrocarbons: Molecular composition, *Env. Sc. Tec.*, 31, 1345–1358, 1997.
- Forstner, H. J. L., Flagan, R. C., and Seinfeld, J. H.: Molecular speciation of secondary organic aerosol from photooxidation of higher alkenes: 1-octene and 1-decene, *Env. Sc. Tec.*, 31, 1953–1964, 1997.
- Fraser, M. P., Cass, G. R., and Simoneit, B. R. T.: Particulate organic compounds emitted from

---

## Partially oxidised organic components in urban aerosol using GCXGC-TOF/MS

J. Hamilton et al.

---

Title Page

Abstract

Introduction

Conclusions

References

Tables

Figures

◀

▶

◀

▶

Back

Close

Full Screen / Esc

Print Version

Interactive Discussion



---

**Partially oxidised  
organic components  
in urban aerosol  
using  
GCXGC-TOF/MS**J. Hamilton et al.

---

[Title Page](#)[Abstract](#)[Introduction](#)[Conclusions](#)[References](#)[Tables](#)[Figures](#)[◀](#)[▶](#)[◀](#)[▶](#)[Back](#)[Close](#)[Full Screen / Esc](#)[Print Version](#)[Interactive Discussion](#)

motor vehicle exhaust and in the urban atmosphere, *Atmos. Env.*, 33, 2715–2724, 1999.

Frysgiger, G. S. and Gaines, R. B.: Comprehensive two-dimensional gas chromatography with mass spectrometric detection (GCXGC/MS) applied to the analysis of petroleum, *J. High Res. Chromatogr.*, 22, 251–255, 1999.

5 Hao, M., Comier, S., Wang, M., Lee, J. J., and Nel, A.: Diesel exhaust particles exert acute effects on airway inflammation and function in murine allergen provocation models, *J. All. Clin. Imm.*, 112, 905–914, 2003.

Hamilton J. F. and Lewis, A. C.: Monoaromatic complexity in urban air and gasoline assessed using comprehensive GC and fast GC-TOF/MS, *Atmos. Env.*, 37, 589–602, 2003.

10 Hamilton, J. F., Lewis, A. C., Bloss, C., Wagner, V., Henderson, A. P., Golding, B. T., Wirtz, K., Martin-Reviejo, M., and Pilling, M. J.: Measurement of photo-oxidation products from the reaction of a series of alkyl-benzenes with hydroxyl radicals during EXACT using comprehensive gas chromatography, *Atmos. Chem. Phys.*, 3, 1999–2014, 2003.

Haywood, J. and Boucher, D.: Estimates of the direct and indirect radiative forcing due to tropospheric aerosol: A review, *Rev. Geophys.*, 38, 513–543, 2000.

Jang, M. S. and Kamens, R. M.: Atmospheric secondary aerosol formation by heterogenous reactions of aldehydes in the presence of sulphuric acid aerosol catalyst, *Env. Sc. Tec.*, 35, 4758–4766, 2001.

Kean, A. J., Grosjean, E., Grosjean, D., and Harley, R. A.: On-road emissions of carbonyls in California light-duty vehicle emissions, *Env. Sc. Tec.*, 35, 4198–4204, 2001.

20 Kiss, G., Varga, B., Puchony, Z. V., Gelencser, A., Krivascy, Z., and Hlavay, J.: Sample preparation of atmospheric aerosol for the determination of carbonyl compounds, *Talanta*, 48, 755–762, 1999.

Klotz, B., Sorensen, S., Barnes, I., Becker, K. H., Etzkorn, T., Volkamer, R., Platt, U., Wirtz, K., and Martin-Reviejo, M.: Atmospheric oxidation of toluene in a large-volume outdoor photoreactor: In situ determination of ring-retaining product yields, *J. Phys. Chem. A.*, 102, 10 289–10 299, 1998.

Ledford, E. B., Phillips, J. B., Xu, J. Z., Gaines, R. B., and Blomberg, J.: Ordered Chromatograms: A powerful methodology in gas chromatography, *American Laboratory*, 28, 22–27, 1996.

30 Lewis, A. C., Carslaw, N., Marriott, P. J., Kinghorn, R. M., Morrison, P., Lee, A. L., Bartle, K. B., and Pilling, M. J.: A larger pool of ozone-forming carbon compounds in urban atmospheres, *Nature*, 405, 778–781, 2000.

---

**Partially oxidised  
organic components  
in urban aerosol  
using  
GCXGC-TOF/MS**J. Hamilton et al.

---

[Title Page](#)[Abstract](#)[Introduction](#)[Conclusions](#)[References](#)[Tables](#)[Figures](#)[◀](#)[▶](#)[◀](#)[▶](#)[Back](#)[Close](#)[Full Screen / Esc](#)[Print Version](#)[Interactive Discussion](#)

Ning, L., Sioutas, C., Cho, A., Schmitz, D., Misra, C., Sempf, J., Wang, M., Oberley, T., Froines, J., and Nel, A.: Ultrafine particulate pollutants induce oxidative stress and mitochondrial damage, *Env. Health Persp.*, 111, 455–460, 2003.

Noziere, B. and Riemer, D. D.: The chemical processing of gas phase carbonyl compounds by sulphuric acid aerosol – 2,4-pentanedione, *Atmos. Env.*, 37, 841–851, 2003.

Okochi, H. and Brimblecombe, P.: Potential trace metal-organic complexation in the atmosphere, *The Scientific World Journal* 2, 767–786, 2002.

Odum, J. R., Jungkamp, T. P. W., Griffin, R. J., Forstner, H. J. L., Flagan, R. C., Sienfeld, J. H.: Aromatics, reformulated gasoline, and atmospheric aerosol formation, *Env. Sc. Tec.*, 31, 1890–1897, 1997.

Pankow, J. F.: An absorption model of gas/particle partitioning of organic compounds in the atmosphere, *Atmos. Env.*, 28, 185–188, 1994.

Peden, D.-B.: Pollutants and asthma: Role of air toxics, *Env. Health Persp.*, 110, 565–568, 2002.

Rogge, W. F., Mazurek, M. A., Hildemann, L. M., and Cass, G. R.: Quantification of urban organic aerosols at the molecular level: identification, abundance and seasonal variation, *Atmos. Env.*, 27, 1309–1330, 1993.

Schmeling, M., Russell, L. M., Erlick, C., Collins, D. R., Jonsson, H., Wang, Q., Kregsamer, P., and Strelci, C.: Aerosol particle chemical characteristics measured from aircraft in the lower troposphere during ACE-2, *Tellus Series B-Chemical and Physical Meteorology*, 52, 185–200, 2000.

Samet, J. M., Dominici, F., Curriero, F. C., Coursca, I., and Zeger, S. L.: Fine particulate air pollution and mortality in 20 US cities 1987–1994, *New England Journal of Medicine*, 343, 1742–1749, 2000.

Schauer, J. J., Kleeman, M. J., Cass, G. R., and Simoneit, B. R. T.: Measurement of emissions from air pollution sources. 1. C1 through C29 organic compounds from meat charbroiling, *Env. Sc. Tec.*, 33, 1578–1587, 1999.

Smith, D. F., Mclver, C. D., and Kleindienst, T. E.: Primary product distribution from the reaction of hydroxyl radicals with toluene at ppb NOX mixing ratios, *J. Atmos. Chem.*, 30, 209–228, 1998.

Streitwieser, A. Jr. and Heathcock, C. H.: *Introduction to Organic Chemistry*, Macmillan, New York, 1976.

Suzuki, Y., Kawakami, M., and Akasaka, K.: H-1 NMR application for characterizing water-

soluble organic compounds in urban atmospheric particles, *Env. Sc. Tec.*, 35, 2656–2664, 2001.

Tao, F., Gonzalez-Flecha, B., and Kobzik, L.: Reactive oxygen species in pulmonary inflammation by ambient particles, *Free Radical Biology and Medicine*, 35, 327–340, 2003.

5 Turpin, B. J., Huntzicker, J. J., and Hering, S. V.: Investigation of organic aerosol sampling artefacts in the Los Angeles basin, *Atmos. Env.*, 28, 3061–3071, 1994.

Utell, M. J. and Frampton, M. W.: Acute health effects of ambient air pollution: the ultrafine particle hypothesis, *J. Aerosol Med.*, 13, 355–359, 2000.

10 Waterman, D., Horsfield, B., Leistner, F., Hall, K., and Smith, S.: Quantification of polycyclic aromatic hydrocarbons in the NIST standard reference material (SRM1649A) urban dust using thermal desorption, *Analytical Chemistry*, 72, 3563–3567, 2000.

Welthagen, W., Schnelle-Kreis, J., and Zimmerman, R.: Search criteria and rules for comprehensive two-dimensional gas chromatography-time-of-flight mass spectrometry analysis of airborne particulates, *J. Chromatogr. A.*, 1019, 233–249, 2003.

15 Wichmann, H. E. and Peters, A.: Epidemiological Evidence for the effects of ultrafine particle exposure, *Philosophical Transactions of the Royal Society A*, 358, 2751–2769, 2000.

Van Duersen, M. M., Beens, J., Reijenga, J. C., Lipman, P. L., Cramers, C. A. M. G., and Blomberg, J.: Group type identification of oil samples using comprehensive gas chromatography coupled to a time of flight mass spectrometer (GCXGC-TOF), *J. High Res. Chromatogr.*, 23, 507–510, 2000.

20 Xu, X., Williams, J., Plass-Dulmer, C., Berresheim, H., Salisbury, G., Lange, L., and Lelieveld, J.: GC×GC measurements of C7–C11 aromatic and n-alkane hydrocarbons on Crete, in air from Eastern Europe during the MINOS campaign, *Atmos. Phys. Chem.*, 3, 1461–1475, 2003.

25 Yu, J., Griffin, R. J., Cocker III, D. R., Flagan, R. C., and Seinfeld, J. H.: Observations of gaseous particulate products of monoterpene oxidation in forest atmospheres, *Geophys. Res. Lett.*, 26, 1145–1148, 1999.

---

**Partially oxidised  
organic components  
in urban aerosol  
using  
GCXGC-TOF/MS**

J. Hamilton et al.

---

Title Page

Abstract

Introduction

Conclusions

References

Tables

Figures

◀

▶

◀

▶

Back

Close

Full Screen / Esc

Print Version

Interactive Discussion

**Table 1.** Linear o-VOC content of urban PM sample.

<b>Aldehydes</b>	<b>Ketones</b>	<b>Carboxylic acids</b>
$nC_5$ to $nC_{12}$ alkanals 2-hexenal (E)-2-octenal (E)-2-nonenal (Z)-2-decenal	$nC_8$ to $nC_{13}$ alkan-2-one 6-methyl-2-heptanone 4-methyl-2-heptanone 1-penten-3-one 4-methyl-penten-2-one 5-hexen-2-one 1-hepten-3-one 1-octen-3-one 5-methyl-4-hexen-3-one	$nC_3$ to $nC_{20}$ mono acids 2-ethyl-hexanoic acid
<b>Alcohols</b>	<b>Others</b>	
2-ethyl-1-pentanol 2-ethyl-1-hexanol 2-ethyl-4-methyl-1-pentanol 3-nonen-2-ol	Butandial 3-hexene-2,5-dione Paraformaldehyde	

**Partially oxidised  
organic components  
in urban aerosol  
using  
GCXGC-TOF/MS**

J. Hamilton et al.

Title Page

Abstract

Introduction

Conclusions

References

Tables

Figures

◀

▶

◀

▶

Back

Close

Full Screen / Esc

Print Version

Interactive Discussion

**Partially oxidised  
organic components  
in urban aerosol  
using  
GCXGC-TOF/MS**

J. Hamilton et al.

**Table 2.** Substituted mono aromatic o-VOC content of organic aerosol sample.

Carbonyl-	Hydroxy-	Others
benzaldehyde	phenol	hydroxybenzaldehyde
2-methyl-benzaldehyde	2-methyl-phenol	2-methoxyphenol
3-methyl-benzaldehyde	dimethyl-phenol	benzoic acid
4-methyl-benzaldehyde	2-methyl-5-(1-methylethyl)-phenol	1-(2-hydroxyphenyl)-ethanone
benzene acetaldehyde	benzyl alcohol	
acetophenone	benzene-diol	
benzophenone		
1-(4-methylphenyl)-ethanone		
1-(2-methylphenyl)-ethanone		
E-cinnamaldehyde		

Title Page

Abstract

Introduction

Conclusions

References

Tables

Figures

◀

▶

◀

▶

Back

Close

Full Screen / Esc

Print Version

Interactive Discussion

**Table 3.** Cyclic o-VOC content of organic aerosol sample.

Furanones	Cyclopentenones	Furans
butyrolactone 2(3H)-furanone 2(5H)-furanone 5-methyl-2(3H)-furanone 5-methyl-2(5H)-furanone  3-methyl-2(5H)-furanone 4-methyl-2(5H)-furanone dihydro-3-methylene-2(3H)-furanone dihydro-5-methyl-2(3H)-furanone dihydro-4-methyl-2(3H)-furanone 5-ethyl-2(5H)-furanone 5,5-dimethyl-2(5H)-furanone 2,5-dihydro-3,5-dimethyl-2-furanone 5-ethyl-dihydro-2(3H)-furanone 2,5-furandione (maleic anhydride) 3-methyl-2,5-furandione (citraconic anhydride) 3-methyl-dihydro-2,5-furandione dihydro-3-methylene-2,5-furandione 3,4-dimethyl-2,5-furandione 3-ethyl-4-methyl-2,5-furandione phthalic anhydride 1(3H)-isobenzofuranone 2,3-dimethyl-4-hydroxy-2-butenolactone 5-acetyldihydro-2(3H)-furanone +nC <sub>3</sub> to nC <sub>14</sub> dihydro-2(3H)-furanones	cyclopentanone 2-cyclopenten-1-one 2-methyl-2-cyclopenten-1-one 3-methyl-2-cyclopenten-1-one 2,3-dimethyl-2-cyclopenten-1-one 2,4-dimethyl-cyclopenten-1-one 3-ethyl-2-cyclopenten-1-one 2-cyclopentene-1,4-dione  3-methyl-1,2-cyclopentanedione 1H-indene-1,3(2H)-dione	furan 2-methyl-furan furfural 3-furaldehyde 2-furan methanol  5-methyl-2-carboxaldehyde
Cyclohexenones	Pyranones	Others
cyclohexanone cyclohexen-2-one 2-methyl-2-cyclohexen-1-one 1,4-cyclohexandione 2-methyl-5-(1-methylethylene)-2-cyclohexen-1-one [ (s)-carvone ] 1,4-cyclohexen-2-dione 2-methyl-naphthoquinone 7-methyl-naphthoquinone	tetrahydro-2H-pyran-2-one 5,6-dihydro-2H-pyran-2-one 2H-pyran-2-one	cis-3-cyclopentene-1,2-diol 2-oxepanone

**Partially oxidised  
organic components  
in urban aerosol  
using  
GCXGC-TOF/MS**

J. Hamilton et al.

Title Page

Abstract

Introduction

Conclusions

References

Tables

Figures

◀

▶

◀

▶

Back

Close

Full Screen / Esc

Print Version

Interactive Discussion

**Table 4.** Hydrocarbon, linear *o*-VOC and mono aromatic *o*-VOC ion abundance ratios.

Analyte	Abundance ratio <sup>a</sup> (Ar)
<b>HYDROCARBON</b>	
<b>naphthalene</b>	<b>1</b>
n-nonane	1.34
n-decane	0.73
1-decene	0.44
toluene	2.31
ethyl benzene	0.97
n-pentylbenzene	0.26
1-chloro-heptane	0.23
1-chloro-octane	0.41
eucalyptol	0.26
acenaphthylene	0.13
fluoranthene	0.06
<b>LINEAR <i>o</i>-VOC</b>	
heptanal	1.24
decanal	3.77
1-octen-3-one	0.21
heptanoic acid	1.08
hexadecanoic acid	10.18
<b>MONO AROMATIC <i>o</i>-VOC</b>	
benzaldehyde	1.67
3-methylbenzaldehyde	0.79
acetophenone	0.93
benzophenone	0.95
2-methylphenol	0.17
benzoic acid	0.02
hydroxybenzaldehyde	0.10

<sup>a</sup> Ar calculated from Eq. (8.5).

**Partially oxidised  
organic components  
in urban aerosol  
using  
GCXGC-TOF/MS**

J. Hamilton et al.

Title Page

Abstract

Introduction

Conclusions

References

Tables

Figures

◀

▶

◀

▶

Back

Close

Full Screen / Esc

Print Version

Interactive Discussion

Partially oxidised  
organic components  
in urban aerosol  
using  
GCXGC-TOF/MS

J. Hamilton et al.

Title Page

Abstract

Introduction

Conclusions

References

Tables

Figures

◀

▶

◀

▶

Back

Close

Full Screen / Esc

Print Version

Interactive Discussion

**Table 5.** Cyclic o-VOC abundance ratios.

Analyte	Abundance ratio (Ar)
<b>CYCLIC o-VOC</b>	
2(3H)-furanone	0.26
2(5H)-furanone	2.05
5-methyl-2(3H)-furanone	2.54
5-methyl-2(5H)-furanone	3.40
3-methyl-2(5H)-furanone	4.77
4-methyl-2(5H)-furanone	0.33
5-ethyl-2(5H)-furanone	0.36
2,3-dimethyl-4-hydroxy-2-butenoino lactone	0.05
dihydro-5-methyl-2(3H)-furanone	0.61
dihydro-5-pentyl-2(3H)-furanone	0.46
2,5-dihydro-3,5-dimethyl-2-furanone	0.53
2,5-furandione*	0
3-methyl-2,5-furandione *	0
3-ethyl-4-methyl-2,5-furandione*	0
2,5-furandione, dihydro-3-methylene-*	0
3-methyl-dihydro-2,5-furandione*	0
phthalic anhydride	0.09
1(3H)-isobenzofuranone	0.30
2-cyclo-pentene-1-one	1.39
3-methyl-2-cyclo-pentene-1-one	0.23
2-methyl-2-cyclo-pentene-1-one	0.35
3-methyl-cyclopentanedione	0.10
1H-indene-1,3(2H)-dione	0.03
cyclohexanone	0.56
3-methyl-2-cyclohexen-1-one	0.05
1-cyclohex-2-enedione	0.32
1,4-cyclohex-2-enedione	0.30
5,6-dihydro-2H-pyran-2-one*	0
2H-pyran-2-one	0.09
furfural	0.68
5-me-2-furancarboxaldehyde	0.09
1-(2-furanyl)-ethanone	0.09
2-furanmethanol	0.16
benzofuran	0.07

\* Analytes have been found in bulk PM10 aerosol samples taken at a different urban location.



Partially oxidised  
organic components  
in urban aerosol  
using  
GCXGC-TOF/MS

J. Hamilton et al.

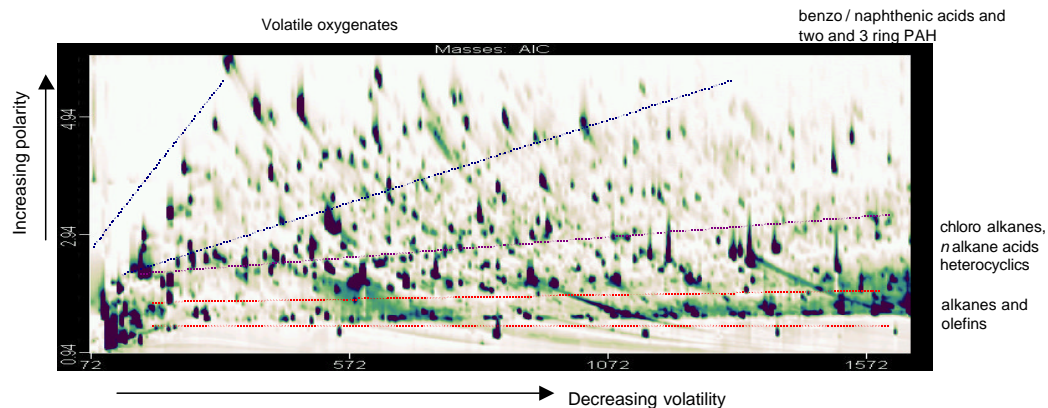


Fig. 1. (a) Two dimensional total ion chromatogram. First half of separation – volatiles.

Title Page

Abstract

Introduction

Conclusions

References

Tables

Figures

◀

▶

◀

▶

Back

Close

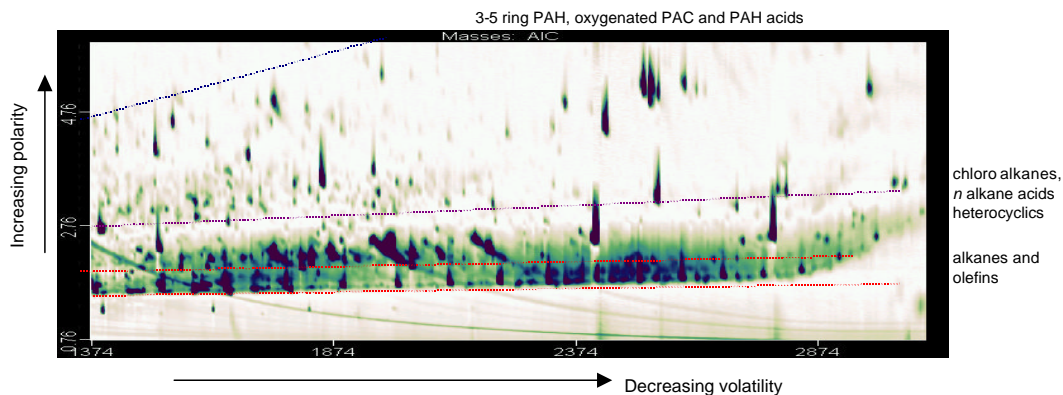
Full Screen / Esc

Print Version

Interactive Discussion

**Partially oxidised  
organic components  
in urban aerosol  
using  
GCXGC-TOF/MS**

J. Hamilton et al.



**Fig. 1. (b)** Two dimensional total ion chromatogram. Second half of separation – semi volatiles.

Title Page

Abstract

Introduction

Conclusions

References

Tables

Figures

◀

▶

◀

▶

Back

Close

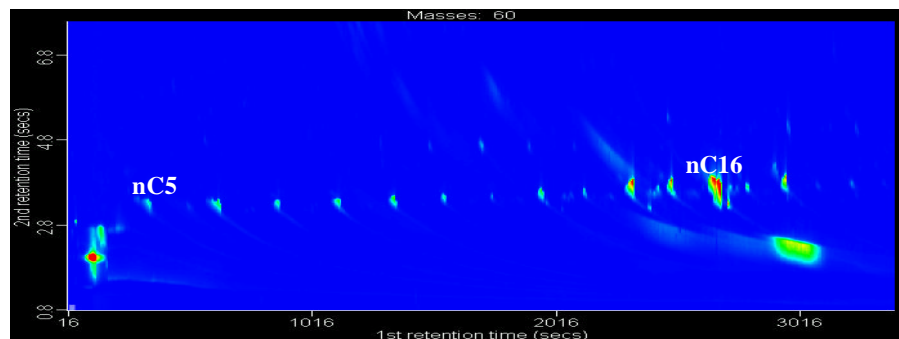
Full Screen / Esc

Print Version

Interactive Discussion

**Partially oxidised  
organic components  
in urban aerosol  
using  
GCXGC-TOF/MS**

J. Hamilton et al.



**Fig. 2.** Extraction of “group” of analytes (n-carboxylic acids).  $m/z$  60 GCXGC contour plot.

Title Page

Abstract

Introduction

Conclusions

References

Tables

Figures

◀

▶

◀

▶

Back

Close

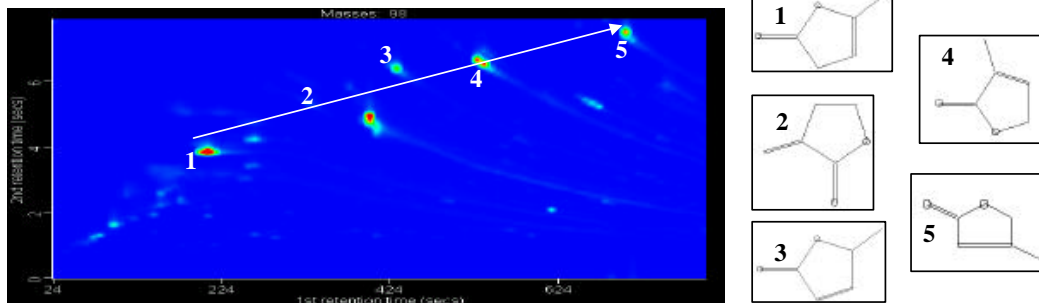
Full Screen / Esc

Print Version

Interactive Discussion

Partially oxidised  
organic components  
in urban aerosol  
using  
GCXGC-TOF/MS

J. Hamilton et al.



**Fig. 3.** Extraction of “isomers” (methyl-furanone). Left:  $m/z$  98 GCXGC contour plot. Right: Structures of isomers.

Title Page

Abstract

Introduction

Conclusions

References

Tables

Figures

◀

▶

◀

▶

Back

Close

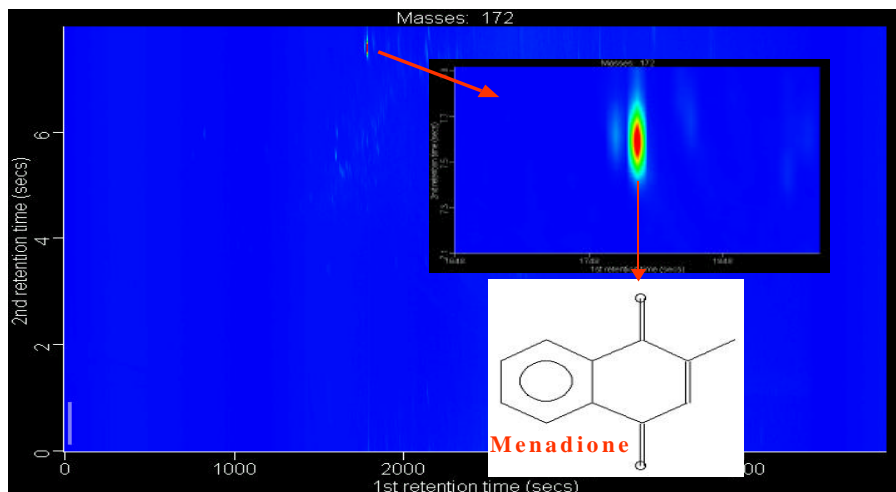
Full Screen / Esc

Print Version

Interactive Discussion

Partially oxidised  
organic components  
in urban aerosol  
using  
GCXGC-TOF/MS

J. Hamilton et al.



**Fig. 4.** Extraction of “single analyte” (menadione).  $m/z$  172 GCXGC contour plot. Inset upper: Close up of peak. Inset lower: Structure of menadione.

Title Page

Abstract

Introduction

Conclusions

References

Tables

Figures

◀

▶

◀

▶

Back

Close

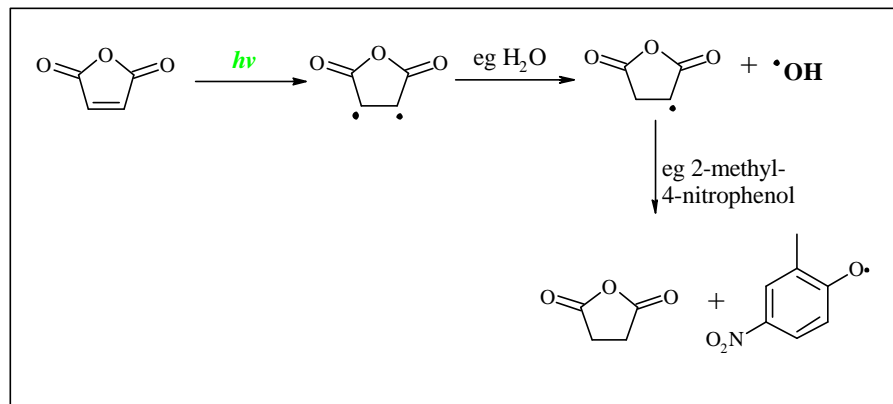
Full Screen / Esc

Print Version

Interactive Discussion

**Partially oxidised  
organic components  
in urban aerosol  
using  
GCXGC-TOF/MS**

J. Hamilton et al.

**Fig. 5.** Photolytically induced mechanism from 2,5-furandione to dihydro-2,5-furandione.

Title Page

Abstract

Introduction

Conclusions

References

Tables

Figures

◀

▶

◀

▶

Back

Close

Full Screen / Esc

Print Version

Interactive Discussion

Partially oxidised  
organic components  
in urban aerosol  
using  
GCXGC-TOF/MS

J. Hamilton et al.

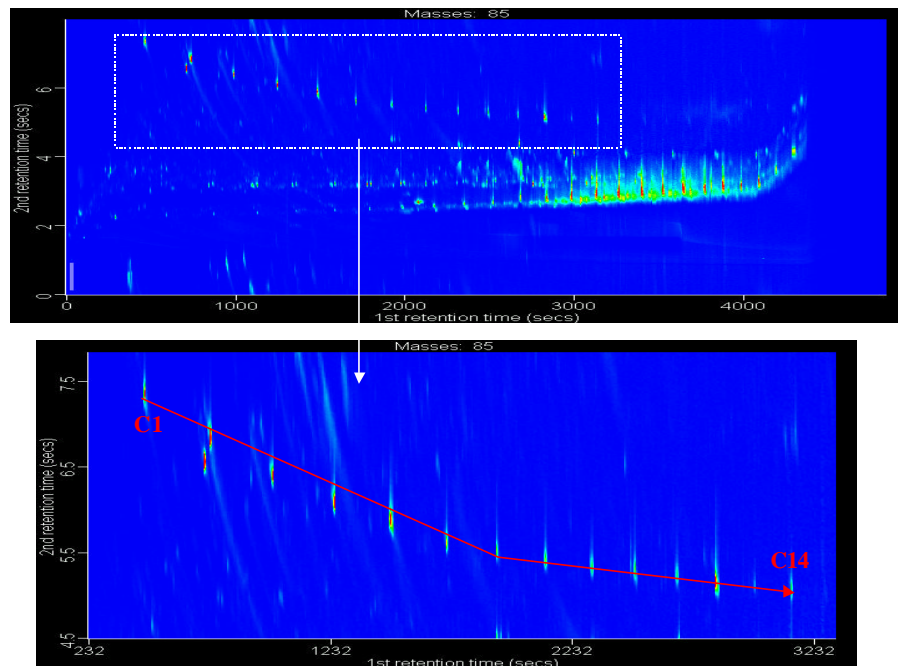


Fig. 6. Dihydro-2(3H)-furanones extracted from aerosol matrix.

Title Page

Abstract

Introduction

Conclusions

References

Tables

Figures

◀

▶

◀

▶

Back

Close

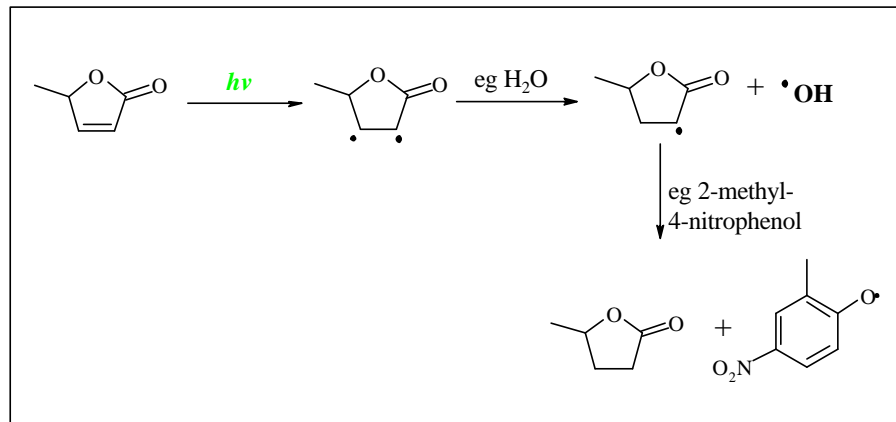
Full Screen / Esc

Print Version

Interactive Discussion

**Partially oxidised  
organic components  
in urban aerosol  
using  
GCXGC-TOF/MS**

J. Hamilton et al.



**Fig. 7.** Photolytically induced mechanism from 5-methyl-2(3H)-furanone to 5-methyl-dihydro-2(3H)-furanone.

[Title Page](#)[Abstract](#)[Introduction](#)[Conclusions](#)[References](#)[Tables](#)[Figures](#)[◀](#)[▶](#)[◀](#)[▶](#)[Back](#)[Close](#)[Full Screen / Esc](#)[Print Version](#)[Interactive Discussion](#)