



HAL
open science

Reactive uptake coefficients for heterogeneous reaction of N₂O₅ with submicron aerosols of NaCl and natural sea salt

D. J. Stewart, R. A. Cox

► **To cite this version:**

D. J. Stewart, R. A. Cox. Reactive uptake coefficients for heterogeneous reaction of N₂O₅ with submicron aerosols of NaCl and natural sea salt. *Atmospheric Chemistry and Physics Discussions*, 2004, 4 (1), pp.569-590. hal-00301033

HAL Id: hal-00301033

<https://hal.science/hal-00301033>

Submitted on 18 Jun 2008

HAL is a multi-disciplinary open access archive for the deposit and dissemination of scientific research documents, whether they are published or not. The documents may come from teaching and research institutions in France or abroad, or from public or private research centers.

L'archive ouverte pluridisciplinaire **HAL**, est destinée au dépôt et à la diffusion de documents scientifiques de niveau recherche, publiés ou non, émanant des établissements d'enseignement et de recherche français ou étrangers, des laboratoires publics ou privés.

Reactive uptake coefficients for heterogeneous reaction of N_2O_5 with submicron aerosols of NaCl and natural sea salt

D. J. Stewart and R. A. Cox

Centre for Atmospheric Science, Department of Chemistry, University of Cambridge, Lensfield Road, Cambridge, CB2 1EW, UK

Received: 1 December 2003 – Accepted: 19 January 2004 – Published: 26 January 2004

Correspondence to: R. A. Cox (rac26@cam.ac.uk)

Reactive uptake coefficients for heterogeneous reaction

D. J. Stewart and
R. A. Cox

Title Page

Abstract

Introduction

Conclusions

References

Tables

Figures

◀

▶

◀

▶

Back

Close

Full Screen / Esc

Print Version

Interactive Discussion

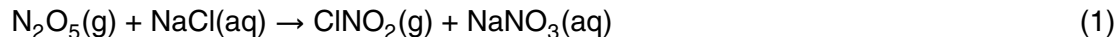
Abstract

The kinetics of uptake of gaseous N_2O_5 on submicron aerosols containing NaCl and natural sea salt has been investigated in a flow reactor as a function of relative humidity (RH) in the range 30–80% at 295 ± 2 K and a total pressure of 1 bar. The measured uptake coefficients, γ , were larger on the aerosols containing sea salt compared to those of pure NaCl, and in both cases increased with increasing RH . These observations are explained in terms of the variation in water content and hence size of the salt droplets, which leads to a limitation in the uptake rate into small particles. After correction for this effect the uptake coefficients are independent of relative humidity, and agree with those measured previously on larger droplets. A value of $\gamma = 0.025$ is recommended for the reactive uptake coefficient for N_2O_5 on deliquesced sea salt droplets at 298 K and $RH > 40\%$.

1. Introduction

The quantity of halogen salts injected into the atmosphere in the form of aerosol from sea spray evaporation is very large. Observations made over many years have shown a deficit in the halide ions, Cl^- and Br^- in the marine aerosol relative to bulk sea water ratio of X^-/Na^+ . The deficit in Cl^- is more noticeable in the smaller size fraction of the marine aerosol and in coastal regions (Keene et al., 1990; Pszenny et al., 1993; Ayers et al., 1999). It is believed to arise from the release of halogen from the salt particles or droplets in the form of volatile chlorine-containing gases such as HCl, dihalogens (Vogt et al., 1996) and the nitryl halides (XNO_2) (Finlayson-Pitts et al., 1989).

One mechanism which has been proposed for release of Cl from the marine aerosol is reaction of N_2O_5 with aqueous NaCl giving aqueous NaNO_3 and gaseous nitryl chloride, ClNO_2 , which can subsequently be photo-dissociated by sunlight to give Cl atoms and NO_2 (Ayers et al., 1999; Vogt et al., 1996):



Reactive uptake coefficients for heterogeneous reaction

D. J. Stewart and
R. A. Cox

Title Page

Abstract

Introduction

Conclusions

References

Tables

Figures

◀

▶

◀

▶

Back

Close

Full Screen / Esc

Print Version

Interactive Discussion



This mechanism serves to release reactive chlorine atoms, which can add to the oxidising capacity of the atmosphere. Also, since 50% of the NO_x is returned to the gas phase, the loss of NO_x species by heterogeneous conversion of N_2O_5 to nitrate is reduced, compared to hydrolysis when 2 molecules of HNO_3 are formed.

There have been a number of investigations (Livingstone and Finlayson-Pitts, 1991; Leu et al., 1995; Fenter et al., 1996) of the kinetics of N_2O_5 reaction with solid NaCl crystals at low humidity, to represent the marine aerosol. These studies show small uptake coefficients of $<1 \times 10^{-3}$, when corrected for sample porosity and crystal presentation. However marine aerosols produced from sea spray over the oceans consists mainly of deliquesced liquid droplets, even when the relative humidity (RH) falls below the deliquescence point at 75% RH . Thus the various studies of uptake of N_2O_5 into aqueous NaCl are more relevant for the marine aerosols.

Behnke and co-workers (Behnke et al., 1997) studied N_2O_5 uptake on liquid NaCl aerosols with a known size distribution in a static chamber, and on bulk NaCl solutions in a wetted wall flow reactor. The uptake coefficient of N_2O_5 on the aerosols was determined by modelling the time dependence of the concentration of N_2O_5 which was produced in situ by the reaction of O_3 with NO_2 . The initial N_2O_5 concentrations were in the range 15–22 ppb. The uptake coefficients were measured at relative humidities between 77–94%, corresponding to NaCl molarity of 1.7–5.1 M at 292 K. A value of $\gamma=0.032 \pm 0.002$ was determined and found to be independent of relative humidity in the above range. The flow reactor experiments showed that ClNO_2 was the sole gaseous product of reactive uptake at NaCl concentrations >1.0 M (n.b. $[\text{Cl}^-] \sim 6$ M in deliquesced sea salt aerosol), although the yield declined below 0.5 M NaCl presumably due to competition with the hydrolysis of N_2O_5 to form HNO_3 :



The uptake of ClNO_2 into water was much slower, $\gamma=(4.84 \pm 0.13) \times 10^{-6}$, and so under the experimental conditions and also in the marine atmosphere, ClNO_2 is expected

Reactive uptake coefficients for heterogeneous reactionD. J. Stewart and
R. A. Cox

Title Page

Abstract

Introduction

Conclusions

References

Tables

Figures

◀

▶

◀

▶

Back

Close

Full Screen / Esc

Print Version

Interactive Discussion

to partition to the gas phase.

George et al. (1994) and Schweitzer et al. (1998) have investigated N_2O_5 uptake on a fast droplet train (80–150 μm diameter) equipped with FTIR/long-path absorption and ion-trap mass spectrometry for gas phase detection of N_2O_5 (concentration = 20–2000 ppm) and products. The recommended mean uptake coefficient was $\gamma=0.018\pm 0.003$, which was independent of temperature in the range 263–278 K as well as of the NaCl concentration up to 1 M. The earlier droplet train experiments (George et al., 1994), in which the extent of reaction was followed by measuring the NO_3^- concentration in the collected droplets, gave similar values of γ .

In this paper we report the first direct measurements of the reactive uptake coefficient of N_2O_5 onto submicron aerosols of NaCl and natural sea salt, using an aerosol flow reactor operating at atmospheric pressure with direct measurement of N_2O_5 uptake. The reactive uptake coefficients were measured on aerosols dried below the efflorescence point (41%) and for liquid deliquesced particles in the RH range 30–80%. The results are compared with previous measurements of uptake on solutions containing NaCl.

2. Experimental

Uptake coefficients of N_2O_5 on aerosol particles were determined using the novel aerosol generator and flow tube reactor described by Hallquist et al. (2000, 2003). Submicron aerosols of chloride salts were generated using a nebuliser in which a bulk solution of the desired salt is pumped through a fine needle at a flow rate of 5–10 sccm. At the end of this needle the droplets come into contact with a fast (~ 500 sccm) flow of nitrogen gas from a 1 mm jet creating a liquid spray of the salt solution. Behind the needle is a metal plate onto which the larger particles ($> \sim 1\mu\text{m}$) impact and drop back into the solution reservoir, but the smaller particles remain entrained in the gas stream and exit the nebuliser. The aerosol flow passed through a diffusion dryer (optional) and a dilution section to prepare aerosols consisting either of solid crystalline particles or del-

Reactive uptake coefficients for heterogeneous reaction

D. J. Stewart and
R. A. Cox

Title Page

Abstract

Introduction

Conclusions

References

Tables

Figures

◀

▶

◀

▶

Back

Close

Full Screen / Esc

Print Version

Interactive Discussion

Reactive uptake coefficients for heterogeneous reactionD. J. Stewart and
R. A. Cox

[Title Page](#)[Abstract](#)[Introduction](#)[Conclusions](#)[References](#)[Tables](#)[Figures](#)[◀](#)[▶](#)[◀](#)[▶](#)[Back](#)[Close](#)[Full Screen / Esc](#)[Print Version](#)[Interactive Discussion](#)

iquesced/supersaturated liquid droplets, depending on the drying procedure, the RH and the properties of the salt aerosol. After adjustment of the RH to the required value between 30% and 80%, the salt aerosols were conditioned by passing them along a jacketed temperature controlled cylindrical tube (5 cm dia. \times 90 cm length) at constant humidity and temperature (298 K). In this work aerosols produced using the dryers are termed “dry” and those prepared by by-passing the dryers are termed “wet”. After the conditioner the aerosol was divided into two flows. A flow of ca. 2.8 sLpm was used for aerosol characterisation and the remainder (\sim 1.2 sLpm) passed into the halocarbon wax coated flow reactor.

The aerosol was characterised using a differential mobility analyser (DMA), (Hauke model EMS VIE-08), with a Faraday cup electrometer serving as the detector. Since most of the experiments were carried out at high RH , the sheath airflow in the DMA was humidified to match the RH of the aerosol flow, thereby preventing any change in aerosol particle size during measurement. Figure 1 shows a typical size distribution obtained from the nebuliser containing solution of sea salt (0.3 M as sodium chloride; Community Food Ltd., 99+%), which was dried and conditioned at 50% RH . The size distribution in terms of particle number is approximately log normal, i.e. the plot of $dN/d\ln D$ shows a symmetrical distribution with a maximum at $D_{\max}=114$ nm; the standard deviation on the geometric mean size was 0.27.

Figure 1 also shows the distribution in terms of surface area (cm^2/cm^3) and particle volume (cm^3/cm^3) expressed as the functions $d(4\pi(D/2)^2N)/d\ln D$ and $d(4\pi(D/2)^3N/3)/d\ln D$, respectively, obtained for each of the 36 size fractions measured in the DMA. The diameter at the maxima in aerosol surface area and volume distributions are 195 nm and 280 nm, and both distributions appear monomodal. The total number, surface area and volume of the aerosol were obtained by summing the values for each size bin over the whole distribution. The aerosol generator took approximately one hour to stabilise after setting the flows. After this time the particle number density remained constant to within $\pm 7\%$ over the time of a kinetic run (ca. 1 h), the aerosol surface area typically varied by less than 10% over the same period. The size distribu-

tions of the aerosols, prepared from a 0.3 M solution of pure NaCl were very similar to those prepared from natural sea salt.

The methods of synthesis, handling and measurement of N_2O_5 have been described in detail in a recent publication (Hallquist et al., 2003). N_2O_5 was prepared by oxidising NO with excess O_3 , and stored at 195 K. The N_2O_5 was introduced into the aerosol flow tube from a sliding injector in a slow flow (50 sccm) of dried nitrogen gas which entrained N_2O_5 from a cold trap at 240 K. The concentration of N_2O_5 at the exit of the flow tube was determined by titration with nitric oxide as described before (Hallquist et al., 2003). After exiting the flow tube the sample gas stream was mixed with NO and was then heated to 385 K, where the N_2O_5 decomposes thermally. The NO_3 produced reacts quantitatively with the excess NO present to produce NO_2 :



NO was measured by means of a calibrated commercial nitrogen oxides monitor (Thermo Environmental Instruments Model 42C). The change in NO ($\Delta NO = [N_2O_5]$) was shown to be a linear function of the flow rate through the N_2O_5 trap. The detection limit of N_2O_5 was 0.4 ppb with a S/N = 2. Calculations based on the known formation kinetics and equilibrium constant of $ClNO_2$, which is a known product of the reaction of N_2O_5 with aqueous NaCl, showed that its decomposition temperature was in excess 450 K and therefore interference with the detection of N_2O_5 by NO titration was unlikely.

The kinetics of N_2O_5 loss in the flow tube was measured by changing the position of the sliding injector to vary the contact time between the N_2O_5 and the aerosol, monitoring the change in N_2O_5 concentration at the same time. The linear flow velocity was 2.2 cm s^{-1} and the time for mixing the two flows was estimated to be $\sim 5 \text{ s}$ (Hallquist et al., 2000). Kinetic data were collected for contact times of 15–45 s. The aerosol flow was switched out of the flow tube before and after each kinetic run and the N_2O_5 wall loss was measured again by varying the injector position.

Reactive uptake coefficients for heterogeneous reactionD. J. Stewart and
R. A. Cox

Title Page

Abstract

Introduction

Conclusions

References

Tables

Figures

◀

▶

◀

▶

Back

Close

Full Screen / Esc

Print Version

Interactive Discussion

The rate equation for a heterogeneous reaction in a cylindrical flow tube is:

$$\frac{d[X]}{dt} = k'[X] \quad \text{where} \quad k' = \frac{\gamma \cdot \omega \cdot SA}{4}, \quad (\text{E1})$$

where γ is the uptake coefficient, ω is the average molecular speed, SA is the surface area of the aerosol (per unit volume) and k' is the first order rate coefficient. The N_2O_5 reactant concentration ($[X] = [\text{N}_2\text{O}_5]$) was measured at the end of the flow tube for a range of reaction zone lengths corresponding to reaction time, t , and k' was determined from plots of $\ln[\text{N}_2\text{O}_5]$ vs. t . The first order loss rate coefficients were used to calculate the uptake coefficient, γ , after a correction for diffusion and wall losses under non-plug flow conditions, using the method of Brown (1978). In the corrections the gas-phase diffusion coefficient for N_2O_5 was assumed to be $0.1 \text{ cm}^2 \text{ s}^{-1}$ as calculated by Hu and Abbatt (1997). The corrected first order rate coefficient, k' , was converted to the uptake coefficient, γ , using the mean surface area measured during the kinetic observations.

3. Results

Uptake experiments were conducted for aerosols of pure NaCl and natural sea salt at RH of 30, 50, 70 and 80%. Aerosol surface areas were in the range $(0.7\text{--}3.0) \times 10^{-3} \text{ cm}^2 \text{ cm}^{-3}$. Aerosols at 50% RH were prepared either dry or wet as described above. Figure 2 shows logarithmic decay plots for N_2O_5 with and without NaCl aerosol present in the flow tube at 50% RH. The initial $[\text{N}_2\text{O}_5]$ was 156 ppb and the surface area = $(9.8 \pm 0.33) \times 10^{-4} \text{ cm}^2 \text{ cm}^{-3}$. Wall loss of N_2O_5 was relatively rapid in these experiments and the difference in slope of the decay plots with and without aerosol, particularly in the case of NaCl, was rather small, leading to large statistical errors in the determination of the uptake coefficients. Nevertheless the decay rate in the presence of aerosol was always observed to be larger than the wall loss and the retrieved values of γ for

Reactive uptake coefficients for heterogeneous reaction

D. J. Stewart and
R. A. Cox

Title Page

Abstract

Introduction

Conclusions

References

Tables

Figures

◀

▶

◀

▶

Back

Close

Full Screen / Esc

Print Version

Interactive Discussion

a given set of conditions were generally well within a factor of 2. All the individual measurements are plotted as a function of RH in Fig. 3.

Pure NaCl exhibits a region of supersaturation between the deliquescence point at 75% RH and the efflorescence point at $\sim 42\%$ RH (Tang et al., 1977; Czizco et al., 2000). Thus in our experimental system, solid NaCl aerosols will only be formed after drying the initially produced aerosol below the efflorescence humidity and rehumidifying to $< 75\%$ RH . This was confirmed in our laboratory by infrared spectroscopic observations of NaCl aerosols produced from the nebuliser at higher concentrations. Thus the “dry” aerosols made from pure sodium chloride are likely to contain solid NaCl.

The characterisation of aerosols prepared from artificial sea salt in a nebuliser has been reported by Czizco et al. (1997) who used infra-red spectroscopy to investigate the water content as a function of RH and mode of preparation. They found that the aerosols contained significant quantities of water even at relative humidities below the efflorescence point. They later showed that the spectral features were due to liquid water, rather than hydrates of Mg^{2+} , and they concluded that sea salt aerosols would be liquid droplets under most tropospheric conditions (Czizco and Abbatt, 2000). It is likely that the sea salt aerosols used in this study consisted of liquid droplets.

The uptake measurements shown in Fig. 3 indicate that reactive uptake of N_2O_5 onto the aerosols containing chloride increases with RH . Uptake on the “dry particles” of NaCl at $RH < 50\%$ is lower ($\gamma \sim 0.0019 \pm 0.0015$) than on deliquesced aerosols of NaCl ($\gamma \sim 0.0035 \pm 0.0007$), although the difference may not be significant. On sea salt aerosol there is also significant difference between the aerosols which had been dried and those prepared from deliquesced particles ($\gamma = 0.0069 \pm 0.0003$ versus $\gamma = 0.0102 \pm 0.0007$). The uptake on the sea salt aerosols was greater than on pure NaCl aerosol at all relative humidities, and increased only moderately from $\gamma = 0.0065$ at 30% RH to $\gamma = 0.014$ at 80% RH . The results are summarised in Table 1 which shows the mean values of γ for each set of conditions, together with the number mean radius, and mean specific surface area and volume of the particles. Only the uptake coefficient on sea salt at 80% RH , $\gamma = 0.014$, approaches that for uptake of N_2O_5 on

Reactive uptake coefficients for heterogeneous reactionD. J. Stewart and
R. A. Cox

Title Page

Abstract

Introduction

Conclusions

References

Tables

Figures

◀

▶

◀

▶

Back

Close

Full Screen / Esc

Print Version

Interactive Discussion

water or NaCl droplets or on sulphate aerosols at high humidity, which lie in the range ~0.02 to 0.04.

4. Discussion

4.1. Mechanism of N₂O₅ reaction on aerosols

- 5 The following mechanism involving the formation of a protonated nitric acid intermediate has been proposed recently (Thornton et al., 2003) for reactive uptake of N₂O₅ onto neutral or weakly acid aqueous solutions leading to hydrolysis with formation of 2 HNO₃:



Hydrolysis of N₂O₅ to form HNO₃ occurs in aqueous droplets but the experiments on bulk NaCl solutions (Behnke et al., 1997) indicated that ClNO₂ formation was the dominant reaction path up to at least 93% RH. On this basis the formation of ClNO₂ following uptake into <1 M NaCl solutions can be attributed to the following reaction involving Cl⁻:

15



The protonated nitric acid intermediate, formed in a pseudo first order dissociative reaction involving water, replaces the NO₂⁺ ion in earlier proposed mechanisms (George et al., 1994; Behnke et al., 1997; Schweitzer et al., 1998; Hallquist et al., 2003; Sohn et al., 1999).

20

Reactive uptake coefficients for heterogeneous reaction

D. J. Stewart and
R. A. Cox

Title Page

Abstract

Introduction

Conclusions

References

Tables

Figures

◀

▶

◀

▶

Back

Close

Full Screen / Esc

Print Version

Interactive Discussion

Reactive uptake coefficients for heterogeneous reaction

D. J. Stewart and
R. A. Cox

Title Page

Abstract

Introduction

Conclusions

References

Tables

Figures

◀

▶

◀

▶

Back

Close

Full Screen / Esc

Print Version

Interactive Discussion

The body of experimental information suggests that reactive uptake of N_2O_5 on aqueous aerosols at $RH > 50\%$ and on bulk liquid films occurs at a similar rate for both hydrolysis and reaction with halide ions. This would be expected if the uptake is controlled by accommodation or solvation of gaseous N_2O_5 at the surface (reaction R1), followed by fast reaction of the solvated N_2O_5 molecules in the bulk phase close to the surface to form either nitric acid or nitryl chloride + sodium nitrate. In this case the rate of reaction in the liquid phase is not the rate-determining step, and consequently the uptake rate should be independent of the activities of H_2O or Cl^- in the droplets. In NaCl-containing aerosols these activities will, respectively decrease and increase as RH decreases. The fall off in uptake coefficient at low humidity and the larger uptake coefficient of aerosols made from sea salt observed in the present work is therefore not consistent with this mechanism, unless the accommodation process itself (reaction R1) is affected by changes in RH .

4.2. Effect of particle size

A possible explanation of the trend with RH lies in the effect of droplet size on the measured uptake coefficients on small particles, as discussed by Hanson et al. (1994). According to the theory of gas uptake into liquid aerosol droplets, the measured uptake coefficients are given by the equation:

$$\frac{1}{\gamma} = \frac{1}{\alpha} + \frac{\omega}{4HRT\sqrt{D_l k_r}} \left(\coth q - \frac{1}{q} \right)^{-1}, \quad (\text{E2})$$

where α is the mass accommodation coefficient, ω is the mean velocity of N_2O_5 molecules in the gas phase, H is the Henrys law constant for N_2O_5 in water, D_l is the liquid phase diffusion coefficient, R is the gas constant and T is the absolute temperature. k_r is the pseudo first order rate constant for reaction of N_2O_5 in the liquid phase.

When reaction in the condensed phase is rapid, the uptake rate is controlled by surface accommodation and the measured value of γ corresponds to α under these

Reactive uptake coefficients for heterogeneous reaction

D. J. Stewart and
R. A. Cox

Title Page

Abstract

Introduction

Conclusions

References

Tables

Figures

◀

▶

◀

▶

Back

Close

Full Screen / Esc

Print Version

Interactive Discussion

conditions. If reaction in solution is slow it becomes rate determining, and the uptake rate is controlled by reaction in solution. If the reaction volume in the aerosol is confined by liquid phase diffusion to a thin volume shell, the thickness of which is given by the reacto-diffusive length, l ($= (D_l/k_r)^{1/2}$), the uptake coefficient is independent of particle radius. l is a measure of the mean distance from the gas/liquid interface that a molecule diffuses in the droplets before reaction takes place. If reaction is slow enough N_2O_5 will diffuse throughout the droplet and overall reaction rate depends on the droplet volume and γ depends on particle radius. A measure of this condition is represented by the quantity $q = l/r$, i.e. the ratio of react-diffusive length to particle radius, r . If $q \gg 1$ the following expression for γ applies (Hanson et al., 1994):

$$\frac{1}{\gamma} = \frac{1}{\alpha} + \frac{\omega}{4HRT \frac{V}{S} k_r} \quad (\text{E3})$$

and γ depends on the actual volume/surface area ratio of the aerosol particles, V_a/S_a . The transition between these two regimes is represented by the correction factor $(\coth q - 1/q)^{-1}$ in Eq. (E2). This equation allows uptake coefficients measured on small droplets under size limited conditions to be “corrected” to give equivalent thick film uptake coefficient which can be compared with values measured on larger droplets and bulk liquid films.

This correction requires determination of k_r in order to calculate the reacto-diffusive length, l . We have assumed that the increase in γ with particle size reflects a volume-limited rate and that all the particles have a liquid water phase. Thus we used equation E3 to evaluate k_r , using $\alpha=0.025$, based on the values for reactive uptake of N_2O_5 on aqueous salt films and aerosols at high RH from earlier studies. Table 2 shows the values of k_r and l , calculated from the measured γ values in Table 1, using $H=2$ M atm⁻¹ and $D_l(N_2O_5)=1 \times 10^{-5}$ cm²s⁻¹ (Jacob, 2000). The values of k_r show no significant trend with RH but the values for sea salt aerosol tend to be higher. If the “dry” NaCl particles contain a solid core, of k_r will be underestimated. The values of q , calculated from the mean area-weighted particle radii, $\langle r \rangle$, ($= V_a/S_a$), are all < 1

except for the sea salt aerosol at 80% *RH*. Thus the experimental conditions seem to correspond to the transition region between surface area and volume dependence of the rate of heterogeneous reaction. The final column in Table 2 shows values of the equivalent “thick film” uptake coefficients, γ_{thick} , calculated from the equation:

$$\left(\frac{1}{\gamma} - \frac{1}{\alpha}\right)^{-1} = \left(\coth q - \frac{1}{q}\right) \gamma_{\text{thick}}. \quad (\text{E4})$$

The thick film uptake coefficients are plotted in Fig. 4, together with literature values from Behnke et al. (1997) and Schweitzer et al. (1998). The values of γ_{thick} on NaCl show no trend with *RH* and have a mean value of 0.021 ± 0.003 , which is in good agreement with the temperature independent value reported by Schweitzer et al. (1998) for uptake onto $\sim 100 \mu\text{m}$ droplets, $\gamma = 0.018 \pm 0.003$. The mean value of $\gamma_{\text{thick}} = 0.032 \pm 0.008$ for sea salt aerosol particles is higher. However there was less apparent volume dependence of the (higher) uptake coefficients on sea salt and the use of eq 3 would tend to underestimate k_r and overestimate γ_{thick} . γ_{thick} was also calculated using k_r values determined from the sea salt data using Eq. (E1) without the size correction, term involving q . These data are also given in Table 2 in parentheses and are plotted (grey squares) on Fig. 4. The mean value of $\gamma_{\text{thick}} = 0.021 \pm 0.008$ for sea salt aerosol particles is now the same as for NaCl particles. The value of k_r derived from the 80% *RH* data using Eq. (E1) was $1.6 \times 10^6 \text{ s}^{-1}$, giving $l = 24 \text{ nm}$, which may be compared to $\langle r \rangle$ of 92 nm for these aerosols. Clearly the surface controlled regime is a better approximation in this case, and the correction applied to obtain γ_{thick} is small ($\sim 35\%$) in this case. Overall the γ_{thick} values are essentially independent of humidity and on the activity of H_2O and of Cl^- in the liquid phase, which is in accord with conclusions from the earlier studies and with the mechanism proposed for N_2O_5 reaction in aqueous electrolyte aerosols.

For most conditions in this study the rate constant for the rate determining step for reaction of N_2O_5 is an order of magnitude lower than the value of $k_r = 2.5$ to $4.0 \times 10^5 \text{ s}^{-1}$, deduced from uptake studies using aqueous sulphate (Sohn et al., 1999) and

Reactive uptake coefficients for heterogeneous reaction

D. J. Stewart and
R. A. Cox

Title Page

Abstract

Introduction

Conclusions

References

Tables

Figures

◀

▶

◀

▶

Back

Close

Full Screen / Esc

Print Version

Interactive Discussion

Reactive uptake coefficients for heterogeneous reaction

D. J. Stewart and
R. A. Cox

Title Page

Abstract

Introduction

Conclusions

References

Tables

Figures

◀

▶

◀

▶

Back

Close

Full Screen / Esc

Print Version

Interactive Discussion

malonic acid aerosols (Thornton et al., 2003; Volkert et al., 2003). This is not expected if a common mechanism for hydrolysis and ClNO_2 formation is operating. In this work we have used relatively high initial $[\text{N}_2\text{O}_5]$ (100–700 ppb) and a possible cause of the inhibition of the liquid phase reaction could be the accumulation of significant amounts of NO_3^- in the aqueous phase, which has been shown to reduce the effective uptake rate of N_2O_5 into sodium nitrate aerosols (Sohn et al., 1999). To investigate this possibility we have calculated the amount of NO_3^- present in the droplets from the measured uptake coefficients, assuming them to be time independent. Typically the average molarity of NO_3^- calculated for 20 s reaction time was in the range 0.5–1.5 M. The amount of NO_3^- formed was in most cases a factor of 10 less than the NaCl present in the aerosol and therefore depletion of Cl^- is not likely to be a cause of the lower rates. If the NO_3^- inhibition is due to the competition between reaction (R2) and, in the case of Cl^- -containing solutions, (R4), the overall first order rate of liquid phase N_2O_5 reaction is given by:

$$k_r = k_3 \left(1 - \frac{k_{-3}[\text{NO}_3^-]}{k_{-3}[\text{NO}_3^-] + k_5[\text{Cl}^-]} \right). \quad (\text{E5})$$

Using $k_3 = 2.5 \times 10^5 \text{ s}^{-1}$ (Volkert et al., 2003), and molarities of NO_3^- and of Cl^- calculated using the AIM software (<http://www.hpc1.uea.ac.uk/~e770/aim/project.htm>), we obtain a mean value of 0.74 for the ratio k_{-3}/k_4 , based on the values of k_r in Table 2, determined from the uptake coefficients. This suggests that the rate coefficients for reaction of Cl^- and NO_3^- with protonated nitric acid are similar, which is not unreasonable. However we cannot present any direct evidence that the apparently reduced reactivity of N_2O_5 in small salt droplets is due to the “nitrate effect”.

The experimental observations in this study, which provides the first direct measurements of the reactive uptake kinetics of N_2O_5 on submicron aerosols containing NaCl, have confirmed previous conclusions regarding the rate and mechanism of this heterogeneous process. The uptake coefficient of $\gamma=0.02\text{--}0.03$, obtained in the laboratory experiments on NaCl-containing solutions is fast enough for the reaction of N_2O_5 to

Reactive uptake coefficients for heterogeneous reactionD. J. Stewart and
R. A. Cox

[Title Page](#)[Abstract](#)[Introduction](#)[Conclusions](#)[References](#)[Tables](#)[Figures](#)[◀](#)[▶](#)[◀](#)[▶](#)[Back](#)[Close](#)[Full Screen / Esc](#)[Print Version](#)[Interactive Discussion](#)

form ClONO_2 to occur readily in sea salt aerosol droplets in the marine boundary layer. The sea salt aerosol mostly resides in the large particle mode (mean diameter $\sim 3.5 \mu\text{m}$) where diffusion in the gas phase can become rate limiting. However, for a reactive uptake coefficient of $\gamma=0.025$, reaction will become controlled by gas diffusion only for particles with diameter $>10 \mu\text{m}$. Thus the heterogeneous reaction rate causing Cl^- deficit by release of ClONO_2 into the gaseous phase will be principally determined by the γ values.

Acknowledgements. DJS thanks NERC for a studentship. RAC thanks J. Thornton, C. Braban and J. Abbatt (University of Toronto) for a preprint of their work on N_2O_5 uptake on organic acids.

References

- Ayers, G. P., Gillett, R. W., Cainey, J. M., and Dick, A. L.: Chloride and bromide loss from sea salt particles in Southern Ocean air, *J. Atmos. Chem.*, 33, 299–319, 1999.
- Behnke, W., Krüger, H.-U., Scheer, V., and Zetzsch, C. J.: Formation of atomic Cl from sea spray via photolysis of nitryl chloride: Determination of the sticking coefficient of N_2O_5 on NaCl aerosol, *J. Aerosol Sci.*, S23, S933–S934, 1992.
- Behnke, W., George, C., Scheer, V., and Zetzsch, C.: Production and decay of ClONO_2 , from the reaction of gaseous N_2O_5 with NaCl solution: Bulk and aerosol experiments, *J. Geophys. Res.*, 102, 3795–3804, 1997.
- Brown, R. L.: Tubular Flow Reactors with First-order Kinetics, *J. Res. Nat. Bur. Stand.*, 83, 1–8, 1978.
- Czizco, D. J., Nowak, J. B., Hu, J. H., and Abbatt, J. P. D.: Infrared spectroscopy of model tropospheric aerosols as a function of relative humidity: observation of deliquescence and crystallisation, *J. Geophys. Res.*, 102, 18 843–18 850, 1997.
- Czizco, D. J. and Abbatt, J. P. D.: Infrared observations of the response of NaCl, MgCl_2 , NH_4HSO_4 and NH_4NO_3 aerosols to changes in relative humidity from 289 to 238 K, *J. Phys. Chem. A*, 104, 2038–2047, 2000.
- Fenter, F. F., Caloz, F., and Rossi, M. J.: Heterogeneous kinetics of N_2O_5 uptake on salt with a systematic study of the role of surface presentation, *J. Phys. Chem.*, 100, 1008–1013, 1996.

Reactive uptake coefficients for heterogeneous reactionD. J. Stewart and
R. A. Cox

[Title Page](#)[Abstract](#)[Introduction](#)[Conclusions](#)[References](#)[Tables](#)[Figures](#)[◀](#)[▶](#)[◀](#)[▶](#)[Back](#)[Close](#)[Full Screen / Esc](#)[Print Version](#)[Interactive Discussion](#)

Finlayson-Pitts, B. J., Ezell, M. J., and Pitts, J. N.: Formation of chemically active chlorine compounds by reaction of atmospheric NaCl particles with gaseous N_2O_5 and ClONO_2 , *Nature*, 337, 241–244, 1989.

George, C, Ponche, J. L., Mirabel, P., Behnke, W., Scheer, V., and Zetzsch, C.: Study of the Uptake of N_2O_5 by Water and NaCl solutions, *J. Phys. Chem.*, 98, 8780–8784, 1994.

Hallquist, M., Stewart, D. J., Baker, J., and Cox, R. A.: Hydrolysis of N_2O_5 on sulphuric acid aerosols, *J. Phys. Chem. A*, 104, 3984–3990, 2000.

Hallquist, M., Stewart, D. J., Stephenson, S. K., and Cox, R. A.: Hydrolysis of N_2O_5 on sub-micron sulphate aerosols, *Phys. Chem. Chem. Phys.*, 5, 3453–3463, 2003.

Hanson, D. R., Ravishankara, A. R., and Solomon, S.: Heterogenous reactions on sulfuric acid aerosols: a framework for model calculations, *J. Geophys. Res.*, 99, 3615–3629, 1994.

Hu, J. H., and Abbatt, J. P. D.: Reaction probabilities for N_2O_5 hydrolysis on sulfuric acid and ammonium sulphate aerosols at room temperature, *J. Phys. Chem.*, 101, 871–878, 1997.

Jacob, D. J.: Heterogeneous chemistry and tropospheric ozone, *Atmos. Environ.*, 34, 2131–2138, 2000.

Keene, W. C., Pszenny, A. A. P., Jacob, D. J., Duce, R. A., Galloway, J. N., Schultz-Tokos, J. J., Sievering, H., and Boatman, J. F.: The geochemical cycling of reactive chlorine through the marine troposphere, *Global Biogeochem. Cycles*, 4, 407, 1990.

Leu, M.-T., Timonen, R., Keyser, L. F., and Yung, Y. L.: Heterogeneous reactions of $\text{HNO}_3(\text{g}) + \text{NaCl}(\text{s}) \rightarrow \text{HCl}(\text{g}) + \text{NaNO}_3(\text{s})$ and $\text{N}_2\text{O}_5(\text{g}) + \text{NaCl}(\text{s}) \rightarrow \text{ClONO}_2(\text{g}) + \text{NaNO}_3(\text{s})$, *J. Phys. Chem.*, 99, 13203–13212, 1995.

Livingston, F. E. and Finlayson-Pitts, B. J.: The reaction of gaseous N_2O_5 with solid NaCl at 298 K: Estimated lower limit to the reaction probability and its potential role in tropospheric and stratospheric chemistry, *Geophys. Res. Lett.*, 18, 17–20, 1991.

Mentel, T. F., Sohn, M., and Wahner, A.: Influence of organic coating on the reactivity of aqueous aerosols probed by the heterogeneous hydrolysis of N_2O_5 , *Phys. Chem. Chem. Phys.*, 1, 5451–5457, 1999.

Pszenny, A. A. P., Keene, W. C., Jacob, D. J., Fan, S., Maben, J. R., Zetwo, M. P., Springer-Young, M., and Galloway, J. N.: Evidence of inorganic chlorine gases other than hydrogen chloride in marine surface air, *Geophys. Res. Lett.*, 20, 699–702, 1993.

Schweitzer, F., Mirabel, P., and George, C.: Multiphase Chemistry of N_2O_5 , ClONO_2 and BrNO_2 , *J. Phys. Chem. A*, 102, 3942–3952, 1998.

Sohn, F., Mentel, T. F., and Wahner, A.: Nitrate effect in the heterogeneous hydrolysis of dini-

- trogen pentoxide on aqueous aerosols, *Phys. Chem. Chem. Phys.*, 1, 5451–5457, 1999.
- Tang, I. N., Munkelwitz, H. R., and Davis, J. G.: Aerosol Growth Studies II, Preparation and growth measurements of monodisperse salt aerosols, *J. Aerosol Sci.*, 8, 149–159, 1977.
- Thornton, J. A., Braban, C. F., and Abbatt, J. P. D.: Hydrolysis of N_2O_5 on sub-micron organic aerosols: The effect of Relative Humidity, Particle phase and Particle size, *Phys. Chem. Chem. Phys.*, 5, 4593–4603, 2003.
- Vogt, R., Crutzen, P. J., and Sander, R. A.: Mechanism for Halogen Release from Sea-salt Aerosol in the Remote Marine Boundary Layer, *Nature*, 383, 327–330, 1996.
- Volkers, M., Mentel, T. F., and Wahner, A.: Influence of an organic coating on the reactivity of aqueous aerosols probed by the heterogeneous hydrolysis of N_2O_5 , *Geophys. Res. Lett.*, 30, 12, 1644, doi:10.1029/2003GL017168, 2003.
- Zetzsch, C. and Behnke, W.: Heterogeneous photochemical sources of atomic Cl in the troposphere, *Ber. Bunsenges. Phys. Chem.*, 96, 488–493, <http://www.hpc1.uea.ac.uk/~e770/aim/project.htm>, 1992.

Reactive uptake coefficients for heterogeneous reaction

D. J. Stewart and
R. A. Cox

[Title Page](#)[Abstract](#)[Introduction](#)[Conclusions](#)[References](#)[Tables](#)[Figures](#)[⏪](#)[⏩](#)[◀](#)[▶](#)[Back](#)[Close](#)[Full Screen / Esc](#)[Print Version](#)[Interactive Discussion](#)

**Reactive uptake
coefficients for
heterogeneous
reaction**

 D. J. Stewart and
R. A. Cox

Table 1. Average values of N_2O_5 uptake coefficients.

<i>RH</i> (%)	Number mean radius/nm	Mean Area $S_a/\text{cm}^{-2} \text{ cm}^{-3} \times 10^4$	Volume $V_a/\text{cm}^3 \text{ cm}^{-3} \times 10^9$	$\gamma^+ \times 10^{-3}$	No. of expts.
Sea salt					
30	59	8.9	2.46	6.3±0.8	3
50 (dry)*	55	9.7	2.22	6.9±0.5	2
50	81	10.0	3.50	10.2±0.7	2
70	104	30	24.8	6.4±1.5	3
80	89	9.32	4.57	14.0±3.0	2
NaCl					
30 (dry)*	62	7	1.77	1.5±0.3	2
50 (dry)*	83	10	2.11	1.9±1.5	3
50	87	24.2	7.41	3.5±0.8	5
70	108	25	15.1	3.9±0.5	3
80	92	15	9.0	4.3±0.5	2

* “dry” aerosols passed through dryers before adjustment of humidity;

+ error represents spread of individual values.

[Title Page](#)
[Abstract](#)
[Introduction](#)
[Conclusions](#)
[References](#)
[Tables](#)
[Figures](#)
[◀](#)
[▶](#)
[◀](#)
[▶](#)
[Back](#)
[Close](#)
[Full Screen / Esc](#)
[Print Version](#)
[Interactive Discussion](#)

**Reactive uptake
coefficients for
heterogeneous
reaction**

 D. J. Stewart and
R. A. Cox

Table 2. Calculation of reacto-diffusive length for N_2O_5 in NaCl droplets.

<i>RH</i> (%)	$\langle r \rangle$ /nm	$k_r/s^{-1} \times 10^{-4}$	<i>l</i> /nm	$r/l (= q)$	g_{thick}
Sea salt					
30	62.0	3.79	162	0.567	0.0340 (0.0207)
50 (dry)*	83.0	9.32	104	0.740	0.0428 (0.0342)
50	87.0	3.39	172	0.679	0.0314 (0.0207)
70	108	1.30	278	0.993	0.0206 (0.0124)
80	92.0	8.08	111	1.47	0.0325 (0.0166)
NaCl					
30	59.2	0.79	357	0.236	0.0191
50 (dry)*	55.0	1.21	287	0.245	0.0234
50	81.0	1.65	246	0.415	0.0256
70	104	0.95	324	0.621	0.0193
80	89.0	1.08	305	0.657	0.0202

* “dry” aerosols passed through driers before adjustment of humidity.

[Title Page](#)
[Abstract](#)
[Introduction](#)
[Conclusions](#)
[References](#)
[Tables](#)
[Figures](#)
[◀](#)
[▶](#)
[◀](#)
[▶](#)
[Back](#)
[Close](#)
[Full Screen / Esc](#)
[Print Version](#)
[Interactive Discussion](#)

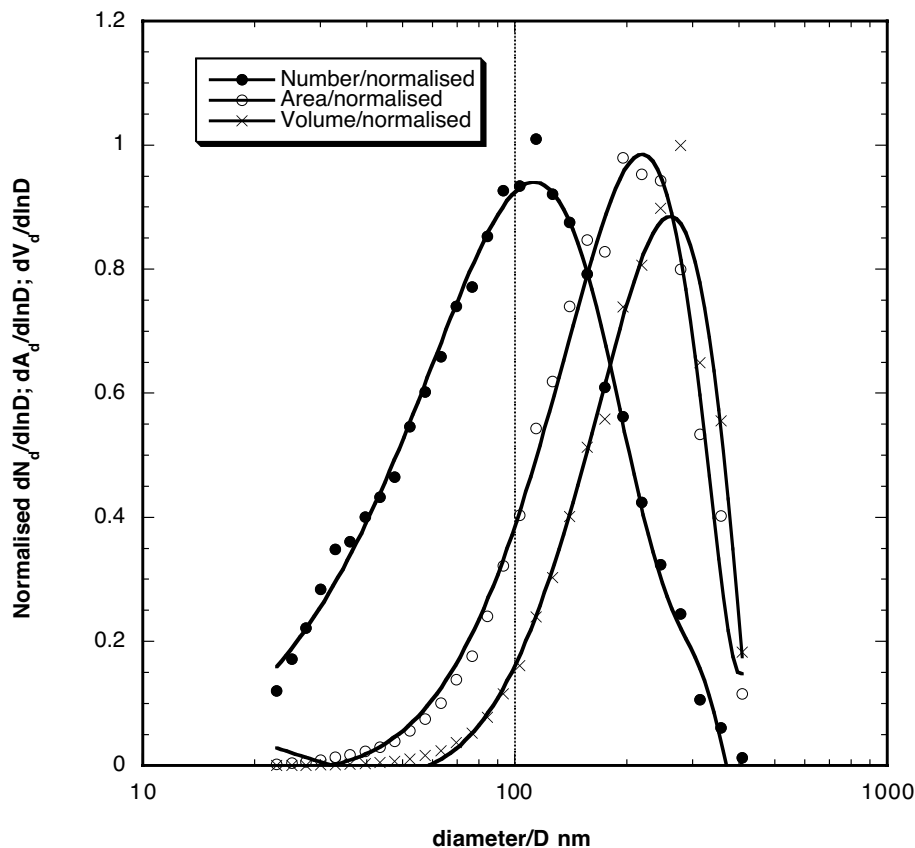
Reactive uptake coefficients for heterogeneous reactionD. J. Stewart and
R. A. Cox

Fig. 1. Size distribution of aqueous sea salt aerosol generated from nebulisation of a 0.3 M solution without drying the particle stream, at a temperature of 298 K and an *RH* of 50%. The distributions plotted are based on the total number, surface area and volume of particles in each size bin, from an average of 8 DMA scans.

[Title Page](#)[Abstract](#)[Introduction](#)[Conclusions](#)[References](#)[Tables](#)[Figures](#)[◀](#)[▶](#)[◀](#)[▶](#)[Back](#)[Close](#)[Full Screen / Esc](#)[Print Version](#)[Interactive Discussion](#)

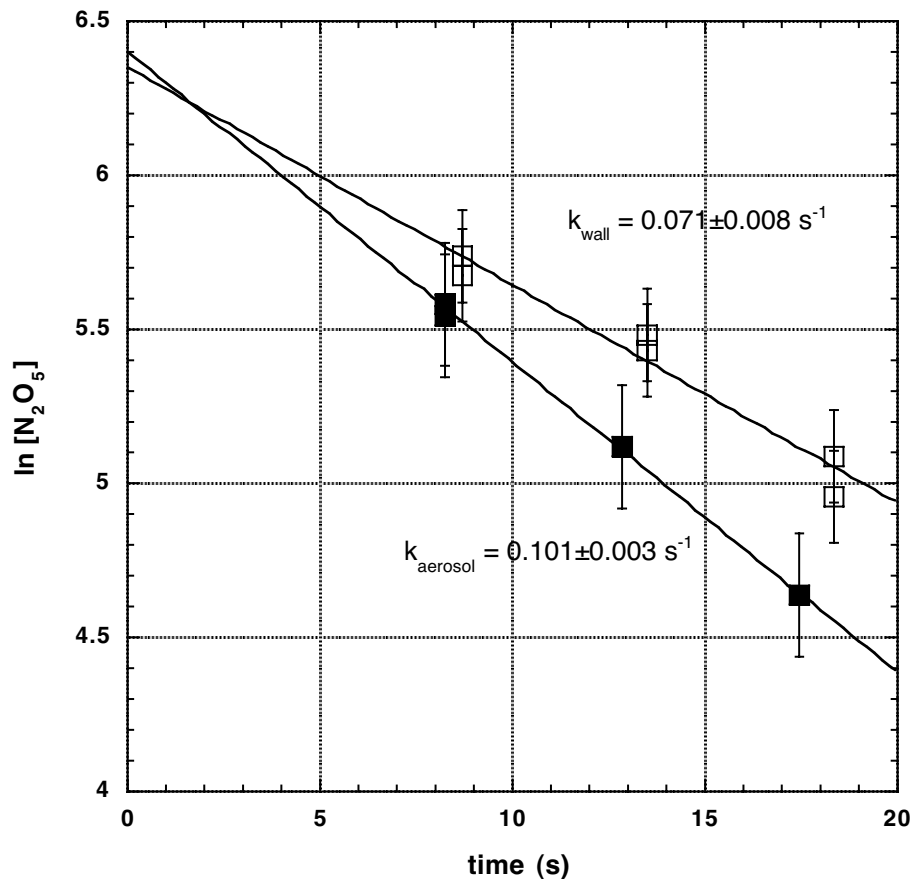
Reactive uptake coefficients for heterogeneous reactionD. J. Stewart and
R. A. Cox

Fig. 2. First order loss plot for N_2O_5 decay in presence and absence of sea salt aerosol. $RH = 50\%$, “wet” aerosol. Aerosol surface area = $0.00098 \text{ cm}^2 \text{ cm}^{-3}$.

[Title Page](#)[Abstract](#)[Introduction](#)[Conclusions](#)[References](#)[Tables](#)[Figures](#)[◀](#)[▶](#)[◀](#)[▶](#)[Back](#)[Close](#)[Full Screen / Esc](#)[Print Version](#)[Interactive Discussion](#)

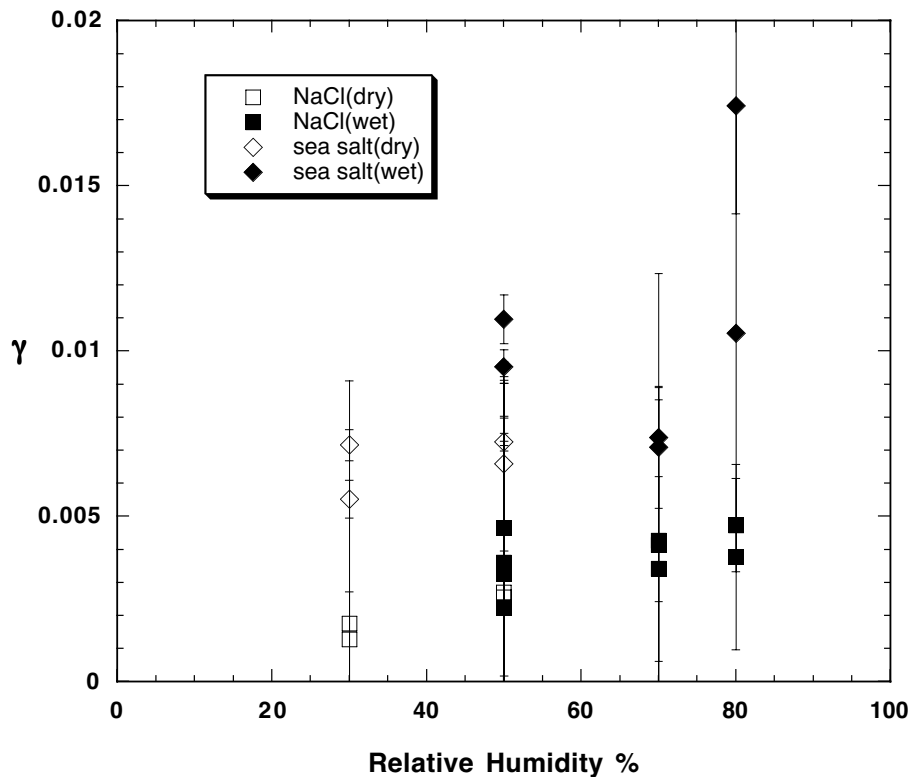
Reactive uptake coefficients for heterogeneous reactionD. J. Stewart and
R. A. Cox

Fig. 3. Relative humidity dependence of the uptake coefficient for N_2O_5 on NaCl (diamonds) and sea salt (squares) aerosols. The filled points show data obtained by drying a liquid aerosol; open points show data obtained by humidifying dried particles. Error limits from propagation of error in individual rate plots.

[Title Page](#)[Abstract](#)[Introduction](#)[Conclusions](#)[References](#)[Tables](#)[Figures](#)[◀](#)[▶](#)[◀](#)[▶](#)[Back](#)[Close](#)[Full Screen / Esc](#)[Print Version](#)[Interactive Discussion](#)

Reactive uptake coefficients for heterogeneous reaction

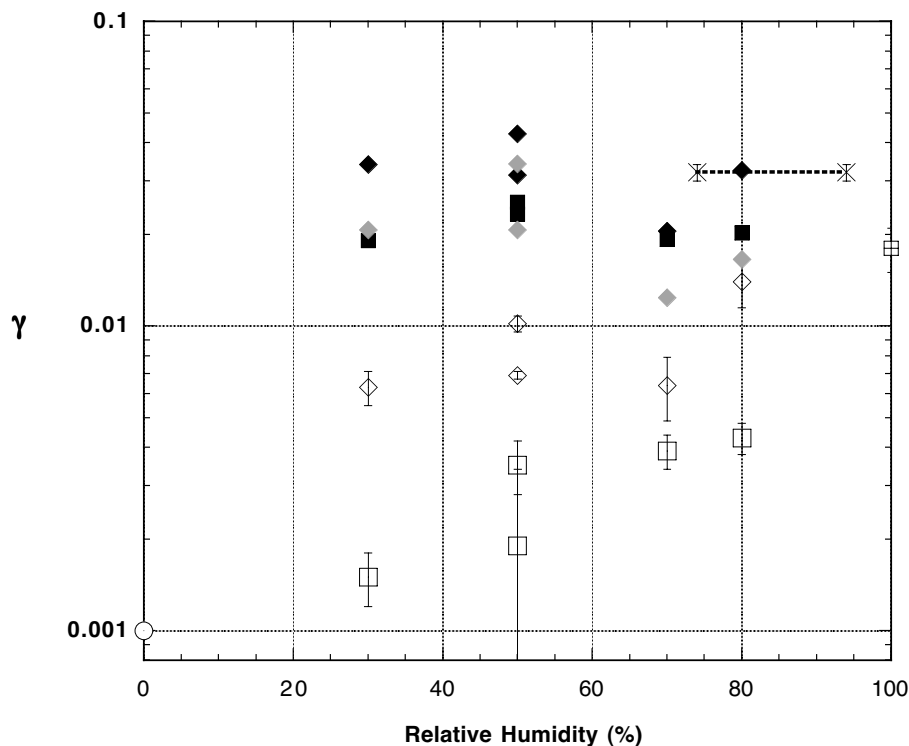
D. J. Stewart and
R. A. Cox

Fig. 4. Comparison of the uptake coefficients, corrected for size effects. γ_{thick} values for N_2O_5 uptake on NaCl (black diamond) and sea salt (black square) using Eq. (3), sea salt (grey diamond) using Eq. (4) obtained in this study; results from large droplets (oplus) Schweitzer et al. (1998), deliquesced NaCl aerosols (x) Zetsch et al. (1992), and dry NaCl powders (O) Livingston and Finlayson-Pitts (1991). The open points show experimental uptake coefficients obtained in this work. Error limits show spread of experimental values.

[Title Page](#)[Abstract](#)[Introduction](#)[Conclusions](#)[References](#)[Tables](#)[Figures](#)[◀](#)[▶](#)[◀](#)[▶](#)[Back](#)[Close](#)[Full Screen / Esc](#)[Print Version](#)[Interactive Discussion](#)