



HAL
open science

LC-MS analysis of aerosol particles from the oxidation of α -pinene by ozone and OH-radicals

R. Winterhalter, R. van Dingenen, B. R. Larsen, N. R. Jensen, J. Hjorth

► **To cite this version:**

R. Winterhalter, R. van Dingenen, B. R. Larsen, N. R. Jensen, J. Hjorth. LC-MS analysis of aerosol particles from the oxidation of α -pinene by ozone and OH-radicals. *Atmospheric Chemistry and Physics Discussions*, 2003, 3 (1), pp.1-39. hal-00300836

HAL Id: hal-00300836

<https://hal.science/hal-00300836v1>

Submitted on 18 Jun 2008

HAL is a multi-disciplinary open access archive for the deposit and dissemination of scientific research documents, whether they are published or not. The documents may come from teaching and research institutions in France or abroad, or from public or private research centers.

L'archive ouverte pluridisciplinaire **HAL**, est destinée au dépôt et à la diffusion de documents scientifiques de niveau recherche, publiés ou non, émanant des établissements d'enseignement et de recherche français ou étrangers, des laboratoires publics ou privés.

**LC-MS analysis of
aerosol particles**

R. Winterhalter et al.

LC-MS analysis of aerosol particles from the oxidation of α -pinene by ozone and OH-radicals

R. Winterhalter^{1,*}, R. Van Dingenen¹, B. R. Larsen¹, N. R. Jensen¹, and J. Hjorth¹

¹European Commission, Joint Research Centre, Institute for Environment and Sustainability, 21020 Ispra (VA), Italy

*Present address: Max-Planck-Institut für Chemie, Atmospheric Chemistry Division, Mainz, Germany

Received: 9 October 2002 – Accepted: 9 December 2002 – Published: 6 January 2003

Correspondence to: R. Winterhalter (winterha@mpch-mainz.mpg.de)

Title Page

Abstract

Introduction

Conclusions

References

Tables

Figures

◀

▶

◀

▶

Back

Close

Full Screen / Esc

Print Version

Interactive Discussion

© EGU 2003

Abstract

The time resolved chemical composition of aerosol particles, formed by the oxidation of α -pinene has been investigated by liquid chromatography/mass spectrometry (LC-MS) using negative and positive ionisation methods (ESI(-) and APCI(+)). The experiments were performed at the EUPHORE facility in Valencia (Spain) under various experimental conditions, including dark ozone reactions, photosmog experiments with low NO_x mixing ratios and reaction with OH radicals in the absence of NO_x (H_2O_2 -photolysis). Particles were sampled on PTFE filters at different stages of the reaction and extracted with methanol. The predominant products from α -pinene in the particulate phase are cis-pinic acid, cis-pinonic acid and hydroxy-pinonic acid isomers. Another major compound with molecular weight 172 was detected, possibly a hydroxy-carboxylic acid. These major compounds account for 50% to 80% of the identified aerosol products, depending on the time of sampling and type of experiment. In addition, more than 20 different products have been detected and structures have been tentatively assigned based on their molecular weight and responses to the different ionisation modes. The different experiments performed showed that the aerosol formation is mainly caused by the ozonolysis reaction. The highest aerosol yields were observed in the dark ozone experiments, for which also the highest ratios of mass of identified products to the formed aerosol mass were found (30% to 50%, assuming a density of 1 g cm^{-3}).

1. Introduction

Secondary organic aerosol (SOA) formation from oxidation of biogenic compounds (mainly from monoterpenes like α -pinene) contributes considerably to the total atmospheric aerosol burden. Since the aerosol particles influence the radiative transfer of the earth directly by light scattering and absorption or indirectly by serving as condensation nuclei for the formation of cloud droplets, it is necessary to know the sources and the amount of the different types of aerosol in order to improve models dealing with

LC-MS analysis of aerosol particles

R. Winterhalter et al.

Title Page

Abstract

Introduction

Conclusions

References

Tables

Figures

◀

▶

◀

▶

Back

Close

Full Screen / Esc

Print Version

Interactive Discussion

climate change.

The estimates of the global annual SOA formation by biogenic compounds are very uncertain, ranging from 13–24 Tg (Griffin et al., 1999b) to 30–270 Tg (Andreae and Crutzen, 1997). In a recent study the present day annual biogenic SOA formation was estimated to be 61–79 Tg yr⁻¹ compared to pre-industrial levels of 17–28 Tg yr⁻¹ (Kanakidou et al., 2000). This increased post-industrial level of biogenic SOA formation is due to anthropogenic influences, which cause increased ozone concentrations and as a consequence also increased aerosol formation. The uncertainties of the estimates comprise uncertainties in the amount of globally emitted biogenic compounds as well as uncertainties of the amount of SOA formed upon atmospheric oxidation of these biogenic compounds.

Among the various biogenic compounds, only terpenes are believed to be a significant source of secondary organic aerosol under atmospheric conditions. The most reactive compounds are the monoterpenes and sesquiterpenes. Although the variety of emitted monoterpenes is high, the predominant species are α -pinene, β -pinene and limonene (Guenther et al., 1995). Since these compounds are unsaturated, they are rapidly oxidised in the atmosphere by ozone, OH- and NO₃-radicals (Atkinson, 1994).

The reaction of ozone and monoterpenes has been proposed as a potential aerosol source already in 1960 (Went, 1960). Besides the dark ozone reaction also the reactions with OH and NO₃ radicals lead to aerosol formation (Hoffmann et al., 1997; Griffin et al., 1999a; Larsen et al., 2001). The non-volatile oxidation products, like higher organic acids, condense onto existing particles, which can be described by the gas-particle partitioning model (Odum et al., 1996). The oxidation of biogenic compounds might also lead to the formation of new particles in rural areas as field studies indicate (Mäkelä et al., 1997). Several oxidation products of α -pinene and β -pinene have been found in aerosol particles collected over forested areas (Kavouras et al., 1998; Kavouras et al., 1999a; Kavouras et al., 1999b; Pio et al., 2001a; Pio et al., 2001b).

The atmospheric oxidation of α -pinene has been studied under several aspects so

LC-MS analysis of aerosol particles

R. Winterhalter et al.

Title Page

Abstract

Introduction

Conclusions

References

Tables

Figures

◀

▶

◀

▶

Back

Close

Full Screen / Esc

Print Version

Interactive Discussion

**LC-MS analysis of
aerosol particles**

R. Winterhalter et al.

far. Laboratory studies using FTIR (Hatakeyama et al., 1989; Hatakeyama et al., 1991), GC/MS (Hull, 1981; Jay and Stieglitz, 1987; Hakola et al., 1994) report gas-phase products like pinaldehyde and pinonic acid. The particulate phase has been studied by GC/MS after derivatisation of carboxylic acids and the very non-volatile dicarboxylic acid pinic acid was identified (Christoffersen et al., 1998). Further studies found additional acids like hydroxy-pinonic and norpinic acid (Jang and Kamens, 1998; Yu et al., 1999; Glasius et al., 2000; Koch et al., 2000; Larsen et al., 2001).

Despite the considerable improvement of the understanding of the gas-phase oxidation of α -pinene, there is still a lack of understanding of the aerosol forming products and mechanism. In this study the evolution of the aerosol chemical composition was investigated in three types of experiments. The dark reaction of α -pinene with ozone and the reaction with OH-radicals in the absence of NO_x was studied as well as photosmog experiments with various initial NO_x -concentrations.

2. Experimental

2.1. Experimental set-up

The experiments were performed at the EUPHORE facilities in Valencia, Spain. The two 200 m³ reaction chambers are equipped with various analytical instruments for the on-line (FTIR-spectroscopy, gas-chromatography, O_3 -, NO_x -analyser) and off-line analysis (sampling with cartridges) of gaseous compounds and with instruments for the determination of physical parameters (temperature, pressure, relative humidity, light intensity, etc.). Details of the instrumentation can be found elsewhere (Brockmann et al., 1996).

The particle size distribution was measured with a differential mobility analyser (DMA) in order to measure the aerosol volume formed by the reaction of α -pinene with the different oxidants. The terpene concentration was determined by FTIR and gas-chromatography. The conditions of the various experiments are displayed in Ta-

[Title Page](#)[Abstract](#)[Introduction](#)[Conclusions](#)[References](#)[Tables](#)[Figures](#)[◀](#)[▶](#)[◀](#)[▶](#)[Back](#)[Close](#)[Full Screen / Esc](#)[Print Version](#)[Interactive Discussion](#)

ble 1. The photosmog experiments were performed in the presence of ammonium sulfate seed aerosol, whereas the ozonolysis experiments were performed without seed aerosol. Most of the experiments were performed under dry conditions, but a few experiments have been repeated under humid conditions (relative humidity 45%–49%).

5 2.2. Sampling method and sample preparation

The particles were sampled with Teflon-filters (PTFE), 47 mm in diameter and with a pore-size of 1 μm . An aluminium pipe (50 mm diameter, 1 m length) was used as sampling line, with the inlet placed roughly 50 cm above the floor of the reaction chamber, in vicinity of the sampling lines connected to the DMA.

10 The particles were collected with flow rates of 27–30 l min^{-1} (Chamber A) and 35–38 l min^{-1} (Chamber B) using Andersen pumps in combination with a gas meter to determine the volume. Additionally, a differential pressure gauge was used to measure the pressure before and after the filter (usually between 130 and 200 mbar), which is necessary to calculate the corrected sample volume at atmospheric pressure. The
15 volumes of the sampled air ranged from 0.2 m^3 to 7 m^3 , depending on the desired time intervals of the filter samples and the available amount of formed aerosol.

Immediately after the collection of the particles, the filters were put into glass vials with 2 ml of solvent (methanol, containing 0.1% NH_3), sealed and stored in the refrigerator at 5° C. Prior to analyses the samples have been shaken for 24 h. After removal of
20 the filters the volume of the extracts was reduced to 250 μl with a gentle N_2 -flow at room temperature. Finally 750 μl water containing 1% acetic acid were added to achieve the same methanol/water ratio as in the initial HPLC-eluent mixture (see below).

In order to determine the extraction efficiency, filters with the highest aerosol loading were extracted a second time with methanol and treated as described. Only main
25 products were found in these second extracts accounting for 5–15% of the amounts found in the first extract. Minor products could not be detected in the second extracts because their concentrations were below the detection limit (at $\text{S/N}=3$) of 5 ng ml^{-1} in the ESI(-)-mode.

Title Page

Abstract

Introduction

Conclusions

References

Tables

Figures

◀

▶

◀

▶

Back

Close

Full Screen / Esc

Print Version

Interactive Discussion

2.3. LC-MS analysis

The filter extracts were analysed by liquid chromatography-mass spectrometry (LC-MS). Aliquots (50 μ l) of extract were loop injected into a ThermoSeparation HPLC coupled to a Finnigan Mat LCQ ion-trap mass spectrometer. The HPLC was equipped with a thermostated (20° C) 15 cm \times 2.1 mm C18-coated silica gel (5 μ m) column run in the gradient mode (0.3 ml min⁻¹) programmed from 25% to 75% methanol in 17.5 mM acetic acid in 20 min. Acetonitrile, another common eluent for LC-MS analysis of organic acids, could not be used, since prior test of HPLC grade acetonitrile (Sigma-Aldrich) revealed impurities with the same masses as products from α -pinene (M_w 184, 186).

For the detection of products two different ionisation techniques were applied. Each sample was analysed twice, using the ESI(-)- and APCI(+)-mode, respectively, as ionisation method in order to gather information about functional groups in unknown products. In a first run the outlet of the HPLC was split (3:1) to the ESI (pneumatically assisted electrospray ionisation) interface with N₂ as sheath gas and He as auxiliary gas. This ionisation method has a high sensitivity for organic acids, forming either the deprotonised molecular ion [M-H]⁻ or the adduct with acetic acid [M-H+60]⁻. In a second run, atmospheric pressure chemical ionisation in the positive mode (APCI(+)) was used as ion source, which is applicable for the detection of carbonyls and alcohols. In contrast, the proton affinity of organic acids is too low to form ions in the APCI(+) mode (Glasius et al., 1999).

Available standards are pinic acid (M_w 186), pinonic acid (M_w 184), and pinonaldehyde (M_w 168). For the quantification of unknown acids an average response factor of pinic and pinonic acid was used, for unknown carbonyl compounds the response factor of pinonaldehyde. Molecules, which give a signal with both ionisation methods, were quantified based on their stronger ESI(-) signal.

LC-MS analysis of aerosol particles

R. Winterhalter et al.

Title Page

Abstract

Introduction

Conclusions

References

Tables

Figures

◀

▶

◀

▶

Back

Close

Full Screen / Esc

Print Version

Interactive Discussion

3. Results and discussion

3.1. General observations and identified products

In samples taken under conditions with high aerosol volume concentrations, where only short sampling times were necessary to collect sufficient amounts of particles, numerous compounds have been detected. The experiments with the highest aerosol volume are the three ozonolyses of α -pinene (Experiments 0210A, 0410A, and 0510A, see Table 1), where even with relatively small sampling volumes (0.3–0.7 m³) good results were obtained.

In the photosmog experiments the formation of aerosol was much slower than in the ozonolysis experiments. Due to the slow formation of particles and the relatively fast loss rate of particles in the ventilated reaction chamber, the low aerosol volume concentrations made much longer sampling times necessary. In these samples the main products could be detected, but the concentrations of minor products were in most samples below the detection limit.

The duration of sampling is a crucial factor for the obtained mass balances of detected products in the aerosol phase. Due to the pressure drop over the filter, particulate products are prone to evaporation at the lower pressure side of the filter and due to the air flow an equilibrium between gas and liquid (or particulate) phase is not established. Therefore the evaporative loss of products (negative artefact), especially of semi-volatile compounds, leads to the poor mass balances in these cases. This effect is demonstrated in Fig. 1, where the mass balance (sum of products/(sample volume \times aerosol mass concentration)) of each filter sample from α -pinene experiments in both chambers is plotted versus the duration of sampling.

It is evident, that the mass balances obtained from samples of the three ozonolysis experiments are higher than from the photosmog experiments. The difference might originate from the fact that in case of ozonolysis a high amount of secondary organic aerosol (SOA) is formed rapidly in contrast to the much slower and weaker formation in case of the photosmog experiments. The available SOA mass in the ozonolysis

LC-MS analysis of aerosol particles

R. Winterhalter et al.

Title Page

Abstract

Introduction

Conclusions

References

Tables

Figures

◀

▶

◀

▶

Back

Close

Full Screen / Esc

Print Version

Interactive Discussion

experiments allows much shorter sampling times compared to the photosmog experiments with less SOA mass and consequently longer sampling times in order to sample sufficient SOA with the filter.

A typical chromatogram of a sample analysed in the ESI(-) mode is shown in Fig. 2, displaying the total ion current (TIC) and extracted ions for the most abundant products detected. In all samples *cis*-pinic acid is one of the main products, detected as $[M-H]^-$ at m/z 185. Due to the steric configuration of the carboxylic groups in *cis*-pinic acid, the adduct formation with acetic acid $[M-H+60]^-$ is suppressed by intramolecular hydrogen bonding (Glasius et al., 1999). The other conformer of pinic acid, *trans*-pinic acid, is detected as the acetic acid adduct $[M-H+60]^-$, since intramolecular hydrogen bonding is impossible because of the *trans* configuration of the carboxylic acid groups. The authentic sample of pinic acid contains both *cis*- and *trans*-pinic acid, which can be distinguished due to the different detected ions. In none of the samples *trans*-pinic acid was detected, in accordance with the chemical reaction mechanism and the original configuration of α -pinene (see Sect. 3.5).

Another product for which an authentic sample is available is pinonic acid detected as $[M-H]^-$ at m/z 183 and as acetic acid adduct $[M-H+60]^-$ at m/z 243. As can be seen in Fig. 2, there are also other small peaks at different retention times with m/z 183 and 243. The origin of these peaks remains hidden, but none of these compounds were found in blank samples (filter material, chamber impurities, used solvents) and it is reasonable to conclude that they are either primary reaction products or they are formed by secondary reactions during sample preparation.

At m/z 171 $[M-H]^-$ and 231 $[M-H+60]^-$ there are four peaks, three minor and one major one at retention time 2.45 min, whose intensity is comparable to the one of pinic acid. A known product with molecular weight 172 is norpinic acid, like pinic acid a dicarboxylic acid which can not be detected in the APCI(+) mode. The TIC and extracted ion chromatogram of the same sample as in Fig. 2, but analysed in the APCI(+) mode is shown in Fig. 3. At m/z 173 $[M+H]^+$ a major peak at the same retention time as for the major peak in the ESI(-) mode was found, indicating that this compound cannot

LC-MS analysis of aerosol particles

R. Winterhalter et al.

Title Page

Abstract

Introduction

Conclusions

References

Tables

Figures

◀

▶

◀

▶

Back

Close

Full Screen / Esc

Print Version

Interactive Discussion

**LC-MS analysis of
aerosol particles**R. Winterhalter et al.

Title Page

Abstract

Introduction

Conclusions

References

Tables

Figures

◀

▶

◀

▶

Back

Close

Full Screen / Esc

Print Version

Interactive Discussion

© EGU 2003

be norpinic acid. A possible structure for this major product is 3-(2-hydroxy-ethyl)-2,2-dimethyl-cyclobutanecarboxylic acid with M_w 172, the carboxylic acid group gives a signal in the ESI(-) and the hydroxy group a signal in the APCI(+) mode). According to the Larsen nomenclature (Larsen et al., 1998) this compound could be named “pinolic acid” in analogy to pinolic acid, but it should be noted that this name is already used in the literature for [3-(1-hydroxy-ethyl)-2,2-dimethyl-cyclobutyl]-acetic acid (named analogue to pinonic acid, [3-acetyl-2,2-dimethyl-cyclobutyl]-acetic acid).

The retention times, observed signals in the ESI(-) and/or APCI(+) ionisation mode of α -pinene oxidation products and possible identifications are given in Table 2. Besides the major products pinic acid, pinonic acid, OH-pinonic acid, M_w 172, and pinonaldehyde numerous compounds have been detected. The possible assignments are based on the responses to the different ionisation methods.

Minor acidic products at m/z 169+229 correspond to pinolic acid (two possible isomers) and norpinonic acid, but the assignment is impossible without reference compounds. Also two intense peaks corresponding to OH-pinonic acid (three isomers) at m/z 199+259 were detected, for keto-pinonic acid (two isomers) at m/z 197+257, the observed peaks are much less intense.

The dominant product among the non-acidic compounds, detected by APCI(+), is pinonaldehyde at m/z 169 $[M+H]^+$ (RT 5.35 min), confirmed by an authentic standard. There were also other compounds detected at this m/z value, the most intense at RT 6.00 min (Fig. 3). Two possible products are 2-hydroxy-3-pinanone, which was identified as a product from the reaction of α -pinene and the OH-radical (Jaoui and Kamens, 2001) and 8-hydroxy-menthen-6-one (5-(1-hydroxy-1-methyl-ethyl)-2-methyl-cyclohex-2-enone), which has been predicted by a theoretical study (Vereecken and Peeters, 2000; Peeters et al., 2001).

Minor products are OH-pinonaldehyde (three isomers) at m/z 185 and keto-pinonaldehyde (two isomers) at m/z 183. Other possible products at m/z 185 are the three esters: 2,2-dimethyl-3-(2-oxo-ethyl)-cyclobutanecarboxylic acid methyl ester, formic acid 3-acetyl-2,2-dimethyl-cyclobutyl ester, as tentatively identified by (Yu et al.,

1999), and acetic acid 2,2-dimethyl-3-(2-oxo-ethyl)-cyclobutyl ester.

At m/z 187 $[M+H]^+$ several peaks were detected, and one of these compounds (RT 6.00 min) was possibly also observed in the ESI(-) mode, as can be seen at the shoulder in the pinic acid peak (Fig. 2). Expected products from α -pinene oxidation are the two hydroperoxides (2-hydroperoxy-3-hydroxy-pinane (2-hydroperoxy-2,6,6-trimethyl-bicyclo [3.1.1] heptan-3-ol) and 3-hydroperoxy-2-hydroxy-pinane (3-hydroperoxy-2,6,6-trimethyl-bicyclo [3.1.1] heptan-2-ol), note that two isomers exist of each compound, so in principle four possible products and peroxy-pinolic acid (2,2-dimethyl-3-(2-oxo-ethyl)-cyclobutane-carboxylic acid).

In the following sections the yields of particulate products are presented for the different experiments. In order to derive the formation yield the measured product mixing ratios had to be corrected for loss processes and extraction efficiency. The correction for the extraction efficiency was done with a mean value of 90% for all products. For correction of aerosol loss the ratio of corrected to measured SOA was used. Finally the yield of particulate products was calculated versus reacted α -pinene, which has been corrected for loss processes by the use of the chemically inert tracer SF_6 .

3.2. Ozonolysis experiments and ageing of aerosol

Three ozonolysis experiments have been conducted with α -pinene in the dark in order to study the chemical composition of the aerosol in the absence of seed aerosol. After the formation of SOA, when the reaction slowed down, NO_x and HCHO were introduced into the reaction chamber and the cover of the chamber opened to study the changes of the aerosol composition upon oxidation of the aerosol (ageing).

The time profile of ozone and reacted α -pinene of an ozonolysis experiment (0210A) is shown in Fig. 4a together with the measured and corrected aerosol volume and the duration of filter sampling. Also shown is the calculated amount of ozone that has reacted with α -pinene (reacted ozone). Immediately after introduction of ozone the particle formation started and after the conversion of 80 ppb α -pinene roughly $120 \mu m^3 cm^{-3}$ of SOA had been formed. At this stage NO_x and HCHO were added,

Title Page

Abstract

Introduction

Conclusions

References

Tables

Figures

◀

▶

◀

▶

Back

Close

Full Screen / Esc

Print Version

Interactive Discussion

which can be seen in Fig. 4a by the sudden decrease of ozone (at 12:40) due to the reaction with NO.

The results of LC-MS analysis are represented in Fig. 4b, the first two samples were taken during the initial aerosol formation (nucleation and coagulation) with short sampling times. The third sample was taken when more than 80% of α -pinene had been reacted. The fourth sample was taken after consumption of α -pinene and the fifth sample after ageing of the aerosol by photo-oxidation.

The predominant aerosol products are pinic, pinonic, OH-pinonic acid and an acid with M_w 172. These compounds account for 70% to 80% of the identified aerosol products. The aerosol yield (SOA mass/reacted α -pinene mass) increased from 10% to 24%, as well as the sum of the product yields, which increases from 2 to 7%.

The yield of pinic acid increases from 0.5 to 2% and is the range of the results from other studies, reporting 1.4% (Glasius et al., 2000), 3 to 6% (Yu et al., 1999), and 3.2% (Koch et al., 2000). Also the yield of pinonic and OH-pinonic acid are in the range of other studies. No other study reports the formation of a product with M_w 172, except norpinic acid, which was found to be only a minor product in this study. The yields of particulate products from the ozonolysis of α -pinene from other studies are listed in Table 4.

The effect of ageing is difficult to determine, since the observed changes are within the error range of the analytical method. Furthermore, there are still reactive gas phase compounds present competing with the particle bound products for the OH-radical. Therefore it is likely that only a small fraction of particle bound products (presumably only at the surface of the particle, due to the high reactivity of the OH-radical) was actually oxidised. Nevertheless, changes in the yields of pinonaldehyde, OH-pinonaldehyde and keto-pinonaldehyde as well as the corresponding acids were observed. In course of the ageing experiment the aldehydes decrease and the acids increase as a result of the oxidation of the aldehydes. But it cannot be distinguished if the oxidation occurs in the particulate or in the gas-phase or in both phases.

LC-MS analysis of aerosol particlesR. Winterhalter et al.

Title Page

Abstract

Introduction

Conclusions

References

Tables

Figures

◀

▶

◀

▶

Back

Close

Full Screen / Esc

Print Version

Interactive Discussion

3.3. Photosmog experiments

The so-called photosmog experiments were performed under various experimental conditions (Table 1), varying NO_x mixing ratios and relative humidity. In all of these photosmog experiments seed aerosol was introduced prior to the experiment. Figure 5a displays the time profile for a photosmog experiment (2709A) under dry conditions with an initial NO_x mixing ratio of 11 ppb.

The formed aerosol volume in this kind of experiment is lower than in the dark ozonolysis (Fig. 4a), although the amount of reacted α -pinene is comparable in both experiments. At the end of the photosmog experiment 80 ppb α -pinene have been reacted and an aerosol volume of $33 \mu\text{m}^3 \text{cm}^{-3}$ was formed. In the ozonolysis experiment 90 ppb α -pinene was consumed but the aerosol volume is with $150 \mu\text{m}^3 \text{cm}^{-3}$ five times higher.

The product yields in the aerosol phase are shown in Fig. 5b together with the aerosol mass yields. The overall product yield increases from 0.1% to 1.1%. Also in this experiment pinic, pinonic and OH-pinonic acid and the acid with Mw 172 are the main products and account for 80% of the identified aerosol mass. The results of the photosmog experiments with the highest identified product yields are given in Table 5.

Organic nitrates, which are expected to be formed under these conditions, might also contribute to the aerosol phase, but were not detected with the applied method. The functional groups -ONO, OONO, -ONO₂, -OONO₂ and -C(O)OONO₂ are lacking an hydrogen atom and are therefore not ionised with the ESI(-) mode. In the APCI(+) mode, ionisation by proton transfer is expected to occur, but no ions were observed at even m/z values. Note that all compounds with only H, C, and O-atoms have odd m/z values: One reason could be that the organic nitrate compound fragments after ionisation into e.g. NO₃⁺ and a neutral oxygenated hydrocarbon, which cannot be detected. Another reason could be that the nitrates are not stable in the used solvents and decompose during sample preparation and/or analysis.

Title Page

Abstract

Introduction

Conclusions

References

Tables

Figures

◀

▶

◀

▶

Back

Close

Full Screen / Esc

Print Version

Interactive Discussion

3.4. H₂O₂ Photolysis as source of OH-radicals

In order to study solely the reaction with OH-radicals, an experiment with 20 ppm H₂O₂ as source of OH radicals was performed in the presence of seed aerosol. The aerosol formation is slightly enhanced compared to the photosmog experiment (Fig. 6a). Although, no NO_x was added before the experiment ozone formation is observed due to the fact that in course of a photolysis experiment the NO_x concentration increases caused by wall impurities. Since the ozone formation is much slower than in the photosmog experiments in the presence of NO_x, the ozonolysis reaction plays only a minor role, most of the α -pinene had already reacted before sufficient ozone has been formed.

The observed product distribution differs from the ozonolysis and photosmog experiments with the relative contribution of the main products being lower (roughly 50%). Whereas the relative aerosol composition of the ozonolysis and photosmog are similar, since the main aerosol products arise from the ozone reaction in the photosmog experiment and the contribution of products from the α -pinene/OH reaction is rather small.

Larsen et al. (2001) used also H₂O₂ photolysis as OH-radical source and found only low yields of particulate products (Table 6). It should be noted that they also report an unidentified compound with M_w 172. Aerosol mass yields have not been measured in that study.

3.5. Summary and reaction mechanism of α -pinene oxidation

The majority of observed aerosol products originate from the reaction of ozone and α -pinene. Most of the compounds can be explained by the Criegee-mechanism (Criegee, 1975) and consecutive reaction of the instable Criegee-intermediates (Wadt and Goddard, 1975; Martinez et al., 1981; Niki et al., 1987) as illustrated in Fig. 7.

The three important reaction channels for the two Criegee-intermediates in the gas phase are stabilisation and bimolecular reactions with H₂O, the ester channel and the

Title Page

Abstract

Introduction

Conclusions

References

Tables

Figures

◀

▶

◀

▶

Back

Close

Full Screen / Esc

Print Version

Interactive Discussion

**LC-MS analysis of
aerosol particles**

R. Winterhalter et al.

hydroperoxide channel. The latter channel leads to the formation of OH-radicals and is therefore the major reaction channel for α -pinene ozonolysis as the measured OH-radical yields with 0.85, 0.76 and 0.70 (Atkinson et al., 1992; Chew and Atkinson, 1996; Paulson et al., 1997), respectively, indicate.

There are three possible pathways for rearrangement of H-atoms in the two Criegee-intermediates, leading to three different unsaturated hydroperoxides, which decompose to OH-radicals and alkyl-radicals. The consecutive reactions of these radicals lead to OH-pinonaldehyde (three isomers), keto-pinonaldehyde (two isomers) and norpinonaldehyde.

The major channel should be for probabilistic reasons hydroperoxide channel HP 3 (see Fig. 7), since three H-atoms of the methyl-group are available for the rearrangement to the unsaturated hydroperoxide, in contrast to two or one H-atom in case of channel HP 1 and HP 2, respectively. The formation of pinic acid can be explained by two different mechanisms for the acyl-radical, formed in this hydroperoxide channel. The acyl-radical formed from α -pinene is also formed from β -pinene, although in a different way, the consecutive reactions are identical and in both cases pinic acid is formed (Christoffersen et al., 1998; Winterhalter et al., 2000).

After reaction with O_2 , the formed peroxy-acyl radical can react with HO_2 yielding pinalic and pinalic-peroxy acid, the latter forming pinic acid by intramolecular synproportionation (Winterhalter et al., 2000). The reaction of the peroxy-acyl radical with NO or peroxy-radicals leads to the acyloxy-radical, which either loses CO_2 or an intramolecular H-atom abstraction leads to another acyl-radical also yielding pinic acid and peroxy-pinic acid (Jenkin et al., 2000).

Pinonaldehyde is mainly formed by the reaction with OH-radicals, but is also a minor product from the ozonolysis of α -pinene in the presence of H_2O . It is reported to be a major or the main product from OH-oxidation with yields ranging from 28% to 87% (Arey et al., 1990; Hatakeyama et al., 1991; Hakola et al., 1994; Vinckier et al., 1998; Wisthaler et al., 2001).

Among the products with M_w 186, the two possible β -hydroxy-hydroperoxides (see

[Title Page](#)[Abstract](#)[Introduction](#)[Conclusions](#)[References](#)[Tables](#)[Figures](#)[◀](#)[▶](#)[◀](#)[▶](#)[Back](#)[Close](#)[Full Screen / Esc](#)[Print Version](#)[Interactive Discussion](#)

LC-MS analysis of
aerosol particles

R. Winterhalter et al.

Fig. 8) might be formed by the reaction of α -pinene with the OH-radical. It should be noted that for each β -hydroxy-hydroperoxide theoretically two diastereomers (*cis*- and *trans*-configuration of the OH-and OOH-group) could be formed and four possible compounds with this M_w exist.

5 The main course of α -pinene oxidation proceeds via OH-radical addition to the double bond (88%). For one of the formed OH-radical adducts there is the possibility to isomerise prior to O_2 addition forming a new double bond. The branching ratio of isomerisation to O_2 addition is 50:50 (Vereecken and Peeters, 2000; Peeters et al., 2001). Further reactions of the ring-opened radical lead to acetone (not shown in Fig. 8) and
10 8-hydroxy-menthen-6-one. Since this product still contains a double bond it could be also oxidised by OH-radicals to a product with M_w 200 (3-(1-Hydroxy-1-methyl-ethyl)-5,6-dioxo-heptanal).

The formation of the OH-pinonic acids and keto-pinonic acids might be due to further oxidation (see Fig. 9) of the corresponding OH-pinonaldehydes and keto-pinonaldehydes, respectively, which are formed by ozonolysis (Fig. 7). But there has been also reaction mechanisms proposed from the OH-initiated oxidation of α -pinene
15 (Larsen et al., 2001).

The formation of norpinic acid cannot be explained by these reaction mechanisms and might be a result of further oxidation of the dialdehyde (M_w 140), which was tentatively identified in prior studies (Jang and Kamens, 1998; Yu et al., 1999). After abstraction of an aldehydic H-atom by an OH-radical the same reaction pathways leading to the formation of pinic acid (Fig. 7) could yield norpinic acid. There is further evidence that the formation of norpinic acid is due to the OH-radical oxidation, since it was only formed in ozonolysis experiments in the absence of an OH-radical scavenger, but not
20 if cyclohexane as OH-radical scavenger was used (Koch et al., 2000).

The origin and identity of the acid with M_w 172 could not be resolved in this study, but it can be excluded that it is norpinic acid. If the suggested structure (a hydroxy-carboxylic acid, see structure 7 in Table 2b) is correct, there is no plausible reaction pathway leading to this product. Although, it cannot be excluded that this compound

[Title Page](#)[Abstract](#)[Introduction](#)[Conclusions](#)[References](#)[Tables](#)[Figures](#)[I◀](#)[▶I](#)[◀](#)[▶](#)[Back](#)[Close](#)[Full Screen / Esc](#)[Print Version](#)[Interactive Discussion](#)

© EGU 2003

might be an artefact, it seems very unlikely, that it is an artefact related to the large teflon chamber. This compound was neither detected in any of the blank filter samples nor in the experiments performed with limonene at the same time period at EUPHORE.

4. Conclusions

5 The atmospheric oxidation of α -pinene has been studied under various conditions and the chemical evolution of the aerosol particles was determined. The highest aerosol yields were obtained in the dark ozone reaction indicating the importance of the ozonolysis with regard to aerosol formation. Also the identified products in the photosmog experiments originate mainly from the ozone initiated oxidation of α -pinene based on
10 known reaction mechanisms.

Depending on the amount of formed aerosol during the experiments and depending on how much is left at the time of filter sampling, since the loss rates of aerosol are quite high and the sampling times are long, the quality of the analytical results shows some variation. In all experiments of α -pinene the main products in the aerosol phase (pinic acid, pinonic acid, OH-pinonic acid, M_w 172, and pinonaldehyde) could be identified
15 in each filter taken. Besides these major products a manifold of minor products could be detected and tentatively assigned. In some samples only a few of these minor compounds could be detected, depending on the sampled aerosol mass, and the rest might be either not formed or the amount was below the detection limit. The best results
20 were obtained in the pure ozone reaction experiments, since they yielded high aerosol masses and therefore enough aerosol to analyse, even with the shortest sampling times applied (14 min).

Acknowledgement. The authors thank the co-workers from CEAM for technical support and assistance during the experiments at EUPHORE. The collaboration by Partners of the OSOA
25 project during the campaign is gratefully acknowledged, especially G. K. Moortgat, A. Römpp, B. Bonn, K. Wirtz, M. Martin-Reviejo, M. Spittler. This study was supported by the Euro-

LC-MS analysis of aerosol particles

R. Winterhalter et al.

Title Page

Abstract

Introduction

Conclusions

References

Tables

Figures

◀

▶

◀

▶

Back

Close

Full Screen / Esc

Print Version

Interactive Discussion

References

- Andreae, M. O. and Crutzen, P. J.: Atmospheric aerosols: Biogeochemical sources and role in atmospheric chemistry, *Science*, 276, 1052–1058, 1997.
- 5 Arey, J., Atkinson, R., and Aschmann, S. M.: Product study of the gas-phase reactions of monoterpenes with the OH radical in the presence of NO_x, *J. Geophys. Res.*, 95, 18539–18546, 1990.
- Atkinson, R.: Gas-phase tropospheric chemistry of organic compounds, *J. Phys. Chem. Ref. Data*, 2, 1–216, 1994.
- 10 Atkinson, R., Aschmann, S. M., Arey, J., and Shorees, B.: Formation of OH radicals in the gas phase reactions of O₃ with a series of terpenes, *J. Geophys. Res.*, 97, 6065–6073, 1992.
- Brockmann, K. J., Kriesche, V., Etzkom, T., Volkamer, R., and Wirtz, K.: The European Photoreactor EUPHORE: A technical description, in: *Proceedings of the EUROTRAC Symposium '96*, Borell, P. M., Borell, P., Cvitas, T., Kdely, K. and Seiler, W. (Eds.), 457–461, 1996.
- 15 Chew, A. A. and Atkinson, R.: OH radical formation yields from the gas-phase reactions of O₃ with alkenes and monoterpenes, *J. Geophys. Res.*, 101, 28649–28653, 1996.
- Christoffersen, T. S., Hjorth, J., Horie, O., Jensen, N. R., Kotzias, D., Molander, L. L., Neeb, P., Ruppert, L., Winterhalter, R., Virkkula, A., Wirtz, K., and Larsen, B. R.: cis-Pinic acid, a possible precursor for organic aerosol formation from ozonolysis of α -pinene, *Atmos. Environ.*, 32, 1657–1661, 1998.
- 20 Criegee, R.: Mechanismus der Ozonolyse, *Angew. Chem.*, 87, 765–771, 1975.
- Glasius, M., Duane, M., and Larsen, B. R.: Determination of polar terpene oxidation products in aerosols by liquid chromatography-ion trap mass spectrometry, *J. Chromatography*, A 833, 121–135, 1999.
- 25 Glasius, M., Lahaniati, M., Calogirou, A., Di Bella, D., Jensen, N. R., Hjorth, J., Kotzias, D., and Larsen, B. R.: Carboxylic acids in secondary aerosols from oxidation of cyclic monoterpenes by ozone, *Environ. Sci. Technol.*, 34, 1001–1010, 2000.
- Griffin, R. J., Cocker, D. R. I., Flagan, R. C., and Seinfeld, J. H.: Organic aerosol formation from the oxidation of biogenic hydrocarbons, *J. Geophys. Res.*, 104, 3555–3567, 1999a.
- 30

LC-MS analysis of aerosol particles

R. Winterhalter et al.

Title Page

Abstract

Introduction

Conclusions

References

Tables

Figures

◀

▶

◀

▶

Back

Close

Full Screen / Esc

Print Version

Interactive Discussion

© EGU 2003

**LC-MS analysis of
aerosol particles**

R. Winterhalter et al.

- Griffin, R. J., Cocker, D. R. I., Seinfeld, J. H., and Dabdub, D.: Estimate of global organic aerosol from oxidation of biogenic hydrocarbons, *Geophys. Res. Lett.*, 26, 2721–2724, 1999b.
- Guenther, A., Hewitt, N. C., Erickson, D., Fall, R., Geron, C., Graedel, T., Harley, P., Klinger, L., Lerda, M., McKay, W. A., Pierce, T., Scholes, B., Steinbrecher, R., Tallamraju, R., Taylor, J., and Zimmerman, P.: A global model of natural volatile organic compound emissions, *J. Geophys. Res.*, 100, 8873–8892, 1995.
- Hakola, H., Arey, J., Aschmann, S. M., and Atkinson, R.: Product formation from the gas phase reactions of OH radicals and O₃ with a series of monoterpenes, *J. Atmos. Chem.*, 18, 75–102, 1994.
- Hatakeyama, S., Izumi, K., Fukuyama, T., and Akimoto, H.: Reactions of ozone with α -pinene and β -pinene in air: Yields of gaseous and particulate products, *J. Geophys. Res.*, 94, 13013–13024, 1989.
- Hatakeyama, S., Izumi, K., Fukuyama, T., Akimoto, H., and Washida, N.: Reactions of OH with alpha-pinene and beta-pinene in air: Estimate of global CO production from the atmospheric oxidation of terpenes, *J. Geophys. Res.*, 96, 947–958, 1991.
- Hoffmann, T., Odum, J., Bowman, F., Collins, D., Klockow, D., Flagan, R. C., and Seinfeld, J. H.: Formation of organic aerosols from the oxidation of biogenic hydrocarbons, *J. Atmos. Chem.*, 26, 189–222, 1997.
- Hull, L. A., Terpene ozonolysis products, in: *Atmospheric biogenic hydrocarbons*, Bufalini, J. J. and Arnts, R. R. (Eds.), 2, 161–184, 1981.
- Jang, M. and Kamens, R. M.: Newly characterized products and composition of secondary aerosols from the reaction of α -pinene with ozone, *Atmos. Environ.*, 33, 459–474, 1998.
- Jaoui, M. and Kamens, R. M.: Mass balance of gaseous and particulate products analysis from α -pinene/NO_x/air in the presence of natural sunlight, *J. Geophys. Res.*, 106, 12541–12558, 2001.
- Jay, K. and Stieglitz, L.: Product analysis of the chemical/photochemical conversion of monoterpenes with airborne pollutants (O₃/NO₂), in: *Air pollution and ecosystems*, Mathy, P. (Eds.), 542–547, 1987.
- Jenkin, M. E., Shallcross, D. E., and Harvey, J. N.: Development and application of a possible mechanism for the generation of cis-pinic acid from the ozonolysis of α - and β -pinene, *Atmos. Environ.*, 34, 2837–2850, 2000.
- Kanakidou, M., Tsigaridis, K., Dentener, F. J., and Crutzen, P. J.: Human-activity-enhanced formation of organic aerosols by biogenic hydrocarbon oxidation, *J. Geophys. Res.*, 105,

[Title Page](#)[Abstract](#)[Introduction](#)[Conclusions](#)[References](#)[Tables](#)[Figures](#)[◀](#)[▶](#)[◀](#)[▶](#)[Back](#)[Close](#)[Full Screen / Esc](#)[Print Version](#)[Interactive Discussion](#)

**LC-MS analysis of
aerosol particles**

R. Winterhalter et al.

[Title Page](#)[Abstract](#)[Introduction](#)[Conclusions](#)[References](#)[Tables](#)[Figures](#)[◀](#)[▶](#)[◀](#)[▶](#)[Back](#)[Close](#)[Full Screen / Esc](#)[Print Version](#)[Interactive Discussion](#)

© EGU 2003

9243–9254, 2000.

Kavouras, I. G., Mihalopoulos, N., and Stephanou, E. G.: Formation of atmospheric particles from organic acids produced by forests, *Nature*, 395, 683–686, 1998.

Kavouras, I. G., Mihalopoulos, N., and Stephanou, E. G.: Formation and gas/particle partitioning of monoterpenes photo-oxidation products over forests, *Geophys. Res. Lett.*, 26, 55–58, 1999a.

Kavouras, I. G., Mihalopoulos, N., and Stephanou, E. G.: Secondary organic aerosol vs primary organic aerosol emission: In situ evidence for the chemical coupling between monoterpene acidic photooxidation products and new particle formation over forests, *Environ. Sci. Technol.*, 3, 1028–1037, 1999b.

Koch, S., Winterhalter, R., Uherek, E., Koloff, A., Neeb, P., and Moortgat, G. K.: Formation of new particles in the gas-phase ozonolysis of monoterpenes, *Atmos. Environ.*, 34, 4031–4042, 2000.

Larsen, B. R., Di Bella, D., Glasius, M., Winterhalter, R., Jensen, N. R., and Hjorth, J.: Gas-phase OH oxidation of monoterpenes: Gaseous and particulate products, *J. Atmos. Chem.*, 38, 231–276, 2001.

Larsen, B. R., Lahaniati, M., Calogirou, A., and Kotzias, D.: Atmospheric oxidation products of terpenes – a new nomenclature, *Chemosphere*, 37, 1207–1220, 1998.

Mäkelä, J. M., Aalto, P., Jokinen, V., Phoja, T., Nissinen, A., Palmroth, S., Markkanen, T., Seitsonen, K., Lihavainen, H., and Kulmala, M.: Observations of ultrafine aerosol particle formation and growth in boreal forest, *Geophys. Res. Lett.*, 24, 1219–1222, 1997.

Martinez, R. I., Herron, J. T., and Huie, R. E.: The mechanism of ozone-alkene reactions in the gas phase. A mass spectrometric study of the reactions of eight linear and branched-chain alkenes., *J. Am. Chem. Soc.*, 103, 3807–3820, 1981.

Niki, H., Maker, P. D., Savage, C. M., Breitenbach, L. P., and Hurley, M. D.: FTIR spectroscopic study of the mechanism for the gas-phase reaction between ozone and tetramethylethylene., *J. Phys. Chem.*, 91, 941–946, 1987.

Odum, J. R., Hoffmann, T., Bowman, F., Collins, D., Flagan, R. C., and Seinfeld, J. H.: Gas/particle partitioning and secondary organic aerosol formation, *Environ. Sci. Technol.*, 30, 2580–2585, 1996.

Paulson, S. E., Sen, A. D., Liu, P., Fenske, J. D., and Fox, M. J.: Evidence for formation of OH radicals from the reaction of O₃ with alkenes in the gas phase, *Geophys. Res. Lett.*, 24, 3193–3196, 1997.

**LC-MS analysis of
aerosol particles**R. Winterhalter et al.

[Title Page](#)[Abstract](#)[Introduction](#)[Conclusions](#)[References](#)[Tables](#)[Figures](#)[◀](#)[▶](#)[◀](#)[▶](#)[Back](#)[Close](#)[Full Screen / Esc](#)[Print Version](#)[Interactive Discussion](#)

© EGU 2003

Peeters, J., Vereecken, L., and Fantechi, G.: The detailed mechanism of the OH-initiated atmospheric oxidation of α -pinene: a theoretical study, *Phys. Chem. Chem. Phys.*, 3, 5489–5504, 2001.

Pio, C. A., Alves, C. A., and Duarte, A. C.: Identification, abundance and origin of atmospheric organic particulate matter in a Portuguese rural area, *Atmos. Environ.*, 35, 1365–1375, 2001a.

Pio, C. A., Alves, C. A., and Duarte, A. C.: Organic components of aerosols in a forested area of central Greece, *Atmos. Environ.*, 35, 389–401, 2001b.

Vereecken, L. and Peeters, J.: Theoretical study of the formation of acetone in the OH-initiated atmospheric oxidation of α -pinene, *J. Phys. Chem. A*, 104, 11140–11146, 2000.

Vinckier, C., Compornolle, F., Saleh, A. M., Van Hoof, N., and Van Hees, I.: Product yields of the alpha-pinene reaction with hydroxyl radicals and the implication on the global emission of trace compounds in the atmosphere, *Fresenius Environmental Bulletin*, 7, 361–368, 1998.

Wadt, W. R. and Goddard, W. A.: The electronic structure of the Criegee intermediate. Ramifications for the mechanism of ozonolysis, *J. Am. Chem. Soc.*, 97, 3004–3021, 1975.

Went, F. W.: Blue hazes in the atmosphere, *Nature*, 187, 641–643, 1960.

Winterhalter, R., Neeb, P., Grossmann, D., Koloff, A., Horie, O., and Moortgat, G. K.: Products and mechanism of the gas phase reaction of ozone with β -pinene, *J. Atmos. Chem.*, 35, 165–197, 2000.

Wisthaler, A., Jensen, N. R., Winterhalter, R., Lindinger, W., and Hjorth, J.: Measurements of acetone and other gas phase product yields from the OH-initiated oxidation of terpenes by proton-transfer-reaction mass spectrometry (PTR-MS), *Atmos. Environ.*, 35, 6181–6191, 2001.

Yu, J., Cocker, D. R. I., Griffin, R. J., Flagan, R. C., and Seinfeld, J. H.: Gas-Phase Ozone Oxidation of Monoterpenes: Gaseous and Particulate Products, *J. Atmos. Chem.*, 34, 207–258, 1999.

LC-MS analysis of aerosol particles

R. Winterhalter et al.

Table 1. Experimental conditions for the α -pinene oxidation experiments

Experiment	α -pinene [ppb]	NO _x [ppb]	O ₃ [ppb]	Relative humidity	Seed aerosol	Type of experiment
2609A	50	14		dry	yes	Photosmog experiment
2709A	100	11		dry	yes	Photosmog experiment
2809A	100	< 2		dry	yes	low NO _x , HCHO-photolysis
2909A	100	15		46%	yes	Photosmog experiment
3009A	100	8		46%	yes	Photosmog experiment
0210A	100	-	130	dry	no	1) Ozonolysis 2) Ageing
0310A	100	-	-		yes	Photolysis of 20 ppm H ₂ O ₂
0410A	100	-	140	dry	no	1) Ozonolysis 2) Ageing
0510A	100	-	140	45%	no	1) Ozonolysis 2) Ageing
2609B	50	3		dry	yes	constant NO _x
2709B	100	3		dry	yes	constant NO _x
2809B	100	< 2		dry	yes	low NO _x , HCHO-photolysis
2909B	100	3		49%	yes	constant NO _x
3009B	100	5		49%	yes	constant NO _x

Title Page

Abstract

Introduction

Conclusions

References

Tables

Figures

◀

▶

◀

▶

Back

Close

Full Screen / Esc

Print Version

Interactive Discussion

Table 2. (a) Observed ions and assigned products from LC-MS analysis of α -pinene oxidation products. Structures and IUPAC names are shown in Table 2b

M_w	Retention time (min)	ESI(-)	APCI(+)	possible structures of detected products bold: confirmed by authentic sample
168	6.00	-	169	2-hydroxy-3-pinaneone 1 , 8-hydroxy-menthen-6-one 2
	7.23	-	169	Pinonaldehyde 3
170	5.38	169+229	171	Pinalic acid 4 , 5 , Norpinonic acid 6
	6.00	169+229	171	
	6.75	169+229	171	
172	2.45	171+231	173	M_w 172 ("pinolic acid") 7 Norpinic acid 8
	4.59	171+231	-	
	5.51	171+231	-	
182	3.38	-	183	Keto-pinonaldehyde 9 , 10
	5.82	-	183	
	9.36	-	183	
184	5.35	-	185	OH-Pinonaldehyde 11 , 12 , 13 3-Acetyl-5,6-dioxo-heptanal 14 Esters 15 , 16 , 17 Pinonic acid 18
	5.82	-	185	
	9.50	-	185	
	7.11	183+243	185	
186	4.75	-	187	β -hydroxy-hydroperoxyde 19 , 20 Pinic acid 21 Pinalic-peroxo acid 22
	5.75	185	-	
	5.83	-	187	
188	5.50	187+247	-	?
	6.00	187+247	-	?
198	6.10	197+257	199	Keto-pinonic acid 23 , 24
	9.99	-	199	
	11.00	197+257	-	
200	3.53	199+259	-	OH-Pinonic acid 26 , 27 , 28 Hydroperoxy-pinonaldehyde 29 , Aldehyde 25
	5.83	-	201	
	9.40	199+259	201	
202	5.93	201+261	-	Peroxo-pinic acid 30

LC-MS analysis of aerosol particles

R. Winterhalter et al.

Title Page

Abstract

Introduction

Conclusions

References

Tables

Figures

◀

▶

◀

▶

Back
















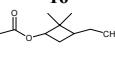
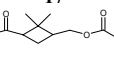













Close

Full Screen / Esc

Print Version

Interactive Discussion

Table 2. (b) Structures and IUPAC names of α -pinene oxidation products

				
1 2-hydroxy-3-pinaneone 2-Hydroxy-2,6,6-trimethyl- bicyclo[3.1.1]heptan-3-one	2 8-hydroxy-menthen-6-one 5-(1-Hydroxy-1-methyl-ethyl)- 2-methyl-cyclohex-2-enone	3 pininaldehyde (3-Acetyl-2,2-dimethyl- cyclobutyl)-acetaldehyde	4 pinic acid 2,2-Dimethyl-3-(2-oxo-ethyl)- cyclobutane-carboxylic acid	5 pinic acid (3-Formyl-2,2-dimethyl- cyclobutyl)-acetic acid
				
6 norpinonic acid 3-Acetyl-2,2-dimethyl- cyclobutanecarboxylic acid	7 M _n 172 "pinonic acid" 3-(2-(1-Hydroxy-ethyl)-2,2- dimethyl-cyclobutane- carboxylic acid	8 norpinonic acid 2,2-Dimethyl-cyclobutane-1,3- dicarboxylic acid	9 10-keto-pinonaldehyde (3-Acetyl-3-oxo-2,2-dimethyl- cyclobutyl)-acetaldehyde	10 4-keto-pinonaldehyde (3-Acetyl-2,2-dimethyl- cyclobutyl)-2-oxo-acetaldehyde
				
11 10-OH-pinonaldehyde [3-(2-Hydroxy-ethanoyl)-2,2- dimethyl-cyclobutyl]- acetaldehyde	12 1-OH-pinonaldehyde (3-Acetyl-3-hydroxy-2,2- dimethyl-cyclobutyl)- acetaldehyde	13 4-OH-pinonaldehyde (3-Acetyl-2,2-dimethyl- cyclobutyl)-2-hydroxy- acetaldehyde	14 3-Acetyl-5,6-dioxo-heptanal	15 pinic acid methyl ester 2,2-Dimethyl-3-(2-oxo-ethyl)- cyclobutanecarboxylic acid methyl ester
				
16 Acetic acid 2,2-dimethyl-3-(2- oxo-ethyl)-cyclobutyl ester	17 Formic acid 3-acetyl-2,2- dimethyl-cyclobutyl ester	18 pinic acid (3-Acetyl-3-(2-oxo-ethyl)- cyclobutyl)-acetic acid	19 β-hydroxy-hydroperoxyde 2-Hydroperoxy-2,6,6-trimethyl- bicyclo[3.1.1]heptan-3-ol	20 β-hydroxy-hydroperoxyde 3-Hydroperoxy-2,6,6-trimethyl- bicyclo[3.1.1]heptan-2-ol
				
21 pinic acid 3-Carboxymethyl-2,2-dimethyl- cyclobutane-carboxylic acid	22 pinalic-peroxo acid 2,2-Dimethyl-3-(2-oxo-ethyl)- cyclobutane-carboxylic acid	23 7-keto-pinonic acid [2,2-Dimethyl-3-(2-oxo- ethanoyl)-cyclobutyl]-acetic acid	24 4-keto-pinonic acid (3-Acetyl-2,2-dimethyl- cyclobutyl)-2-oxo-acetic acid	25 3-(1-Hydroxy-1-methyl-ethyl)- 5,6-dioxo-heptanal
				
26 10-OH-pinonic acid [3-(2-Hydroxy-ethanoyl)-2,2- dimethyl-cyclobutyl]-acetic acid	27 1-OH-pinonic acid (3-Acetyl-3-hydroxy-2,2- dimethyl-cyclobutyl)-acetic acid	28 4-OH-pinonic acid (3-Acetyl-2,2-dimethyl- cyclobutyl)-2-hydroxy-acetic acid	29 4-hydroperoxy- pinonaldehyde (3-Acetyl-2,2-dimethyl- cyclobutyl)-2-hydroper-oxo- acetaldehyde	30 peroxy-pinonic acid 3-Hydroperoxycarbonyl- methyl-2,2-dimethyl-cyc- lobutane-carboxylic acid

LC-MS analysis of
aerosol particles

R. Winterhalter et al.

Title Page

Abstract

Introduction

Conclusions

References

Tables

Figures

◀

▶

◀

▶

Back

Close

Full Screen / Esc

Print Version

Interactive Discussion

LC-MS analysis of aerosol particles

R. Winterhalter et al.

Table 3. Molar yields (in %) of particulate products from α -pinene-ozonolysis experiments

	0210A	0410A	0510A	Average ^d
$[\alpha\text{-pinene}]_{\text{reacted}}$ [ppb]	71	56	59	
pinic acid	1.79	1.25	1.62	1.55 ± 0.28
pinonic acid	0.89	0.79	0.44	0.71 ± 0.24
OH-pinonic acid ^a	0.70	0.50	0.34	0.51 ± 0.18
keto-pinonic acid ^a	0.14	0.19	0.14	0.16 ± 0.03
M _w 170 ^b	0.25	0.51	0.34	0.37 ± 0.13
norpinic acid	0.08	0.06	0.05	0.06 ± 0.02
M _w 172	0.90	1.24	0.83	0.99 ± 0.22
M _w 186 ^a	0.20	0.13	0.07	0.13 ± 0.07
M _w 188 ^a	0.18	0.16	0.15	0.16 ± 0.02
pinonaldehyde	0.35	0.18	0.33	0.29 ± 0.09
OH-pinonaldehyde ^a	0.13	0.08	0.09	0.10 ± 0.03
keto-pinonaldehyde ^a	0.13	0.04	0.05	0.07 ± 0.05
M _w 200	0.13	0.03	0.04	0.07 ± 0.06
sum of other compounds ^c	0.23	0.17	0.13	0.18 ± 0.05
carbon mass balance (%)	5.77	5.00	4.32	5.03
sum of yields (%)	6.10	5.33	4.62	5.35 ± 0.74
aerosol mass yield (%)	15.3-19.7	14.6-15.7	13.4-15.6	15.72 ± 2.13

^a sum of isomers ^b norpinonic acid, pinalic acid isomers ^c yield less than 0.08 (M_w 158, 170, 172) ^d Error given is one σ

Title Page

Abstract

Introduction

Conclusions

References

Tables

Figures

I◀

▶I

◀

▶

Back

Close

Full Screen / Esc

Print Version

Interactive Discussion

LC-MS analysis of aerosol particles

R. Winterhalter et al.

Table 4. Comparison of molar yields (in %) of particulate products from α -pinene-ozonolysis

	Yu et al. 1999	Glasius et al. 2000	Koch et al. 2000	This study (3 experiments)
OH-scavenger seed aerosol [α -pinene] ₀ [ppb]	2-butanol (NH ₄) ₂ SO ₄ 50 - 110	cyclohexane - 1800	cyclohexane - 5000	- - 100
pinic acid	1.8 - 3.9	1.4	3.2	1.55 ± 0.28
pinonic acid	1.3 - 1.7	1.5	1.2	0.71 ± 0.24
OH-pinonic acid ^a	1.3 - 2.1	0.86		0.51 ± 0.18
keto-pinonic acid ^a	0.48 - 0.80			0.16 ± 0.03
M _w 170 ^b	2.1 - 4.8	0.19		0.37 ± 0.13
norpinic acid	0.05 - 0.09	0.04		0.06 ± 0.02
Mw 172				0.99 ± 0.22
Mw 186 ^a				0.13 ± 0.07
Mw 188 ^a				0.16 ± 0.02
pinonaldehyde	0.3 - 0.9	1.9		0.29 ± 0.09
OH-pinonaldehyde ^a	1.1 - 2.4	0.32		0.10 ± 0.03
keto-pinonaldehyde ^a				0.07 ± 0.05
Mw 200				0.07 ± 0.06
sum of other compounds	0.18 - 0.32		<2.0	0.18 ± 0.05
carbon mass balance (%)	11.3 - 12.9	6.15	5.88	5.03 ± 0.72
sum of yields (%)	11.7 - 13.9	6.21	4.4	5.35 ± 0.74
aerosol mass yield (%)	15.9 - 17.6	-	-	15.72 ± 2.13

^a sum of isomers ^b norpinonic acid, pinalic acid isomers

Title Page

Abstract

Introduction

Conclusions

References

Tables

Figures

I◀

▶I

◀

▶

Back

Close

Full Screen / Esc

Print Version

Interactive Discussion

LC-MS analysis of
aerosol particles

R. Winterhalter et al.

Table 5. Molar yields (in %) of particulate products from α -pinene photosmog experiments

	2709A	2909A	2709B	2809B	Average ^c
$[\alpha\text{-pinene}]_{\text{reacted}}$ [ppb]	77	70	74	55	
pinic acid	0.24	0.37	0.26	0.23	0.28 ± 0.07
pinonic acid	0.14	0.07	0.20	0.23	0.16 ± 0.07
OH-pinonic acid ^a	0.09	0.12	0.11	0.08	0.10 ± 0.02
keto-pinonic acid ^a	0.01	0.01	0.02	0.01	0.013 ± 0.07
M _w 170 ^b	0.03	0.05	0.06	0.19	0.08 ± 0.07
norpinic acid	0.04	0.12	0.04	0.02	0.06 ± 0.04
M _w 172	0.36	0.21	0.23	0.22	0.26 ± 0.07
M _w 186 ^a	0.03	0.02	0.04	0.02	0.03 ± 0.01
M _w 188 ^a	0.07	0.06	0.06	0.09	0.07 ± 0.01
pinonaldehyde	0.04	0.04	0.07	0.13	0.07 ± 0.04
OH-pinonaldehyde ^a	0.01	-	0.02	0.03	0.02 ± 0.01
keto-pinonaldehyde ^a	0.01	-	-	0.02	0.015 ± 0.007
M _w 200	-	-	-	-	-
carbon mass balance (%)	1.00	0.98	1.05	1.20	1.07 ± 0.10
sum of yields (%)	1.07	1.07	1.11	1.27	1.14 ± 0.10
aerosol mass yield (%)	3.8	3.5	8.8	10.0	

^a sum of isomers ^b norpinonic acid, pinalic acid isomers ^c Error given is one σ

Title Page

Abstract

Introduction

Conclusions

References

Tables

Figures

I◀

▶I

◀

▶

Back

Close

Full Screen / Esc

Print Version

Interactive Discussion

© EGU 2003

LC-MS analysis of aerosol particles

R. Winterhalter et al.

Table 6. Molar yields (in %) of particulate products from OH/ α -pinene reaction using H₂O₂ as OH-radical source

	Larsen et al. 2001	this study
seed aerosol	-	(NH ₄) ₂ SO ₄
[α -pinene] ₀ [ppb]	1400 - 1600	100
pinic acid	0.03	0.23
pinonic acid	0.44	0.17
OH-pinonic acid	0.14	0.05
norpinonic, pinalic acid (M _w 170)	0.11	0.23
norpinic acid	0.02	0.04
Mw 172	0.07	0.26
Mw 216	0.09	
Mw 186		0.03
Mw 188		0.17
pinonaldehyde	0.8	0.09
OH-pinonaldehyde	0.1	0.02
keto-pinonaldehyde		0.07
carbon mass balance (%)	1.78	1.2
sum of yields (%)	1.79	1.39
aerosol mass yield (%)	-	7.0

Title Page

Abstract

Introduction

Conclusions

References

Tables

Figures

◀

▶

◀

▶

Back

Close

Full Screen / Esc

Print Version

Interactive Discussion

LC-MS analysis of
aerosol particles

R. Winterhalter et al.

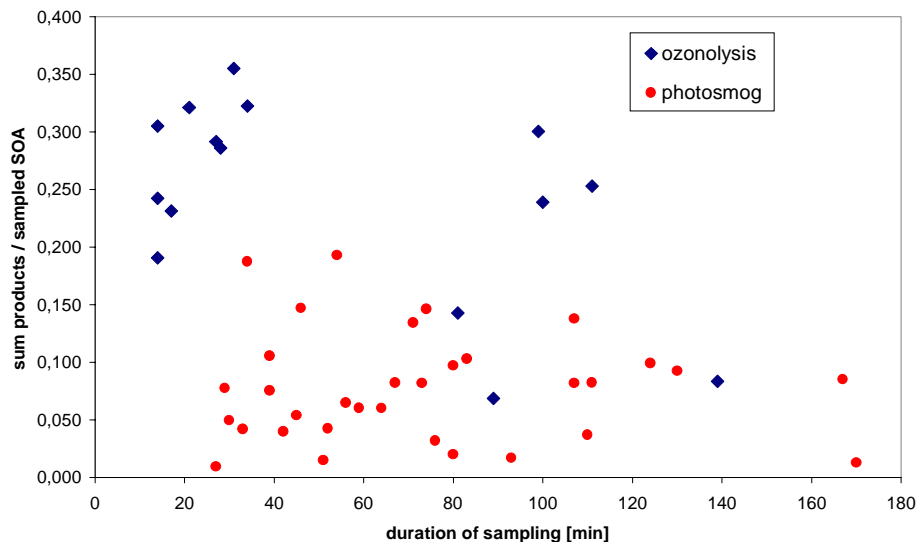


Fig. 1. Effect of duration of filter sampling on obtained mass balances. Mass balance is the ratio of identified products [μg], i.e. product concentration \times sampled volume, to theoretically sampled SOA [μg], SOA mass concentration \times sampled volume, assuming a density of 1 g/cm^3 for the organic particles.

[Title Page](#)[Abstract](#)[Introduction](#)[Conclusions](#)[References](#)[Tables](#)[Figures](#)[◀](#)[▶](#)[◀](#)[▶](#)[Back](#)[Close](#)[Full Screen / Esc](#)[Print Version](#)[Interactive Discussion](#)

© EGU 2003

LC-MS analysis of
aerosol particles

R. Winterhalter et al.

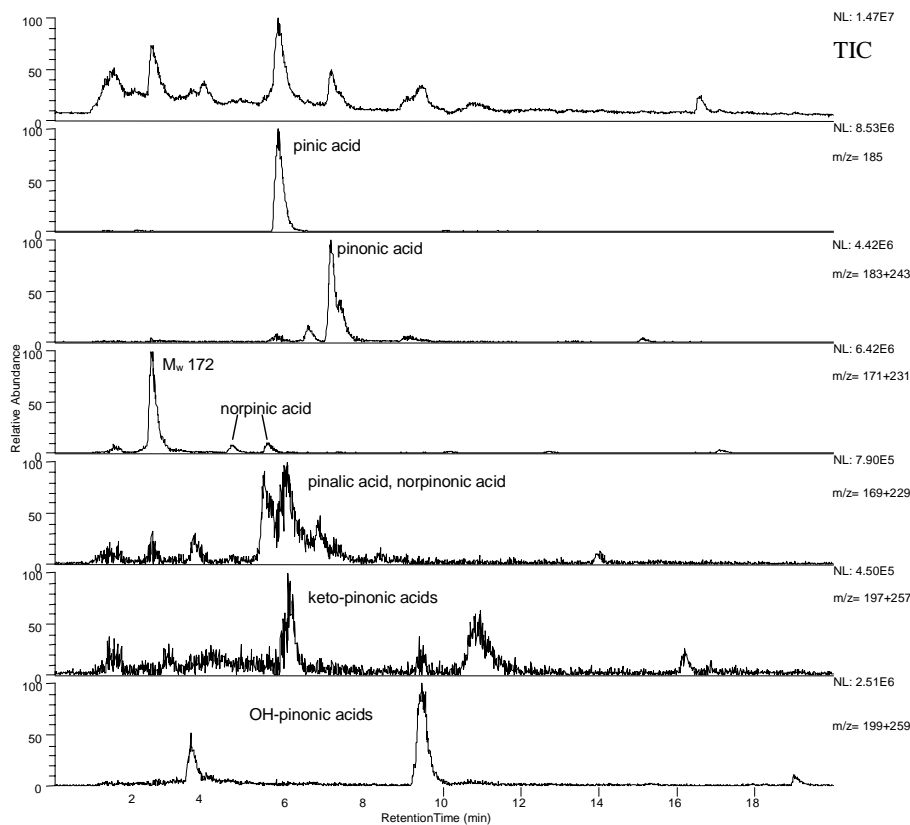


Fig. 2. Total ion chromatogram (TIC) and extracted ion chromatograms of a sample from α -pinene-ozonolysis analysed in the ESI(-) mode.

[Title Page](#)[Abstract](#)[Introduction](#)[Conclusions](#)[References](#)[Tables](#)[Figures](#)[◀](#)[▶](#)[◀](#)[▶](#)[Back](#)[Close](#)[Full Screen / Esc](#)[Print Version](#)[Interactive Discussion](#)

© EGU 2003

LC-MS analysis of
aerosol particles

R. Winterhalter et al.

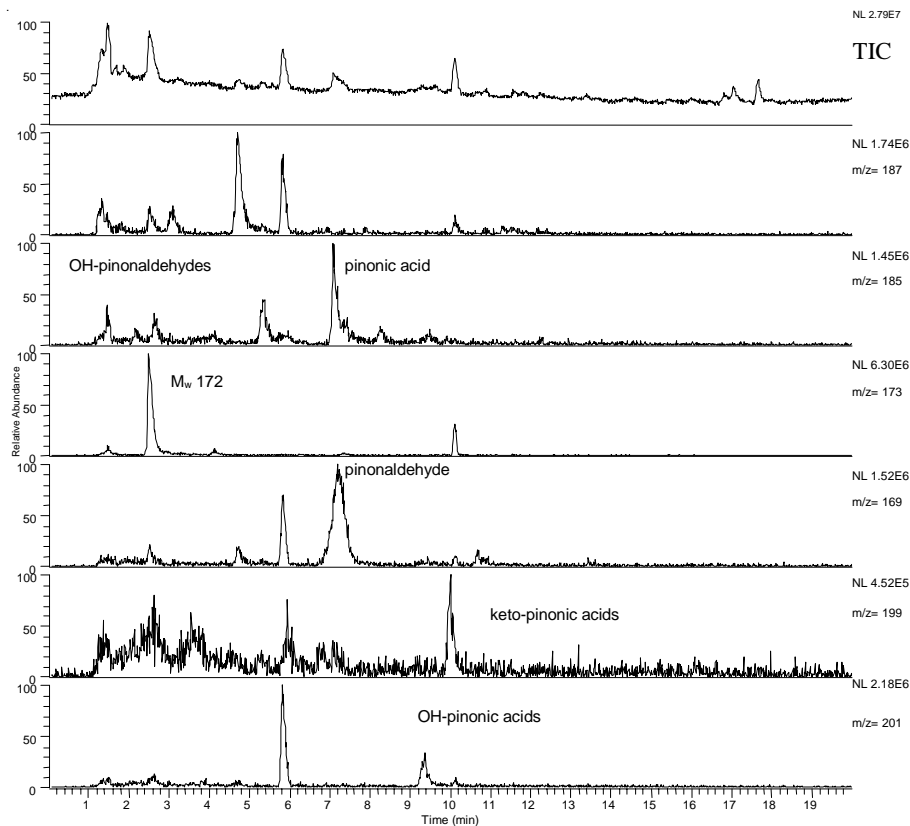


Fig. 3. TIC and extracted ion chromatogram of a sample from α -pinene-ozonolysis analysed in the APCI(+) mode.

[Title Page](#)[Abstract](#)[Introduction](#)[Conclusions](#)[References](#)[Tables](#)[Figures](#)[◀](#)[▶](#)[◀](#)[▶](#)[Back](#)[Close](#)[Full Screen / Esc](#)[Print Version](#)[Interactive Discussion](#)

© EGU 2003

LC-MS analysis of
aerosol particles

R. Winterhalter et al.

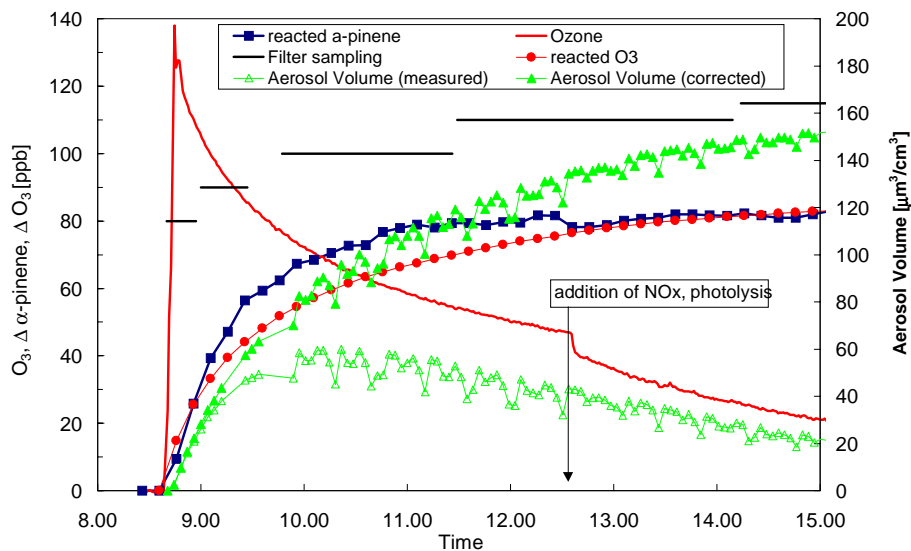


Fig. 4. (a) Ozonolysis of α -pinene (Experiment 0210A). Time profile of ozone, reacted α -pinene and reacted ozone, measured and corrected aerosol volume and duration of filter sampling.

[Title Page](#)[Abstract](#)[Introduction](#)[Conclusions](#)[References](#)[Tables](#)[Figures](#)[◀](#)[▶](#)[◀](#)[▶](#)[Back](#)[Close](#)[Full Screen / Esc](#)[Print Version](#)[Interactive Discussion](#)

© EGU 2003

LC-MS analysis of
aerosol particles

R. Winterhalter et al.

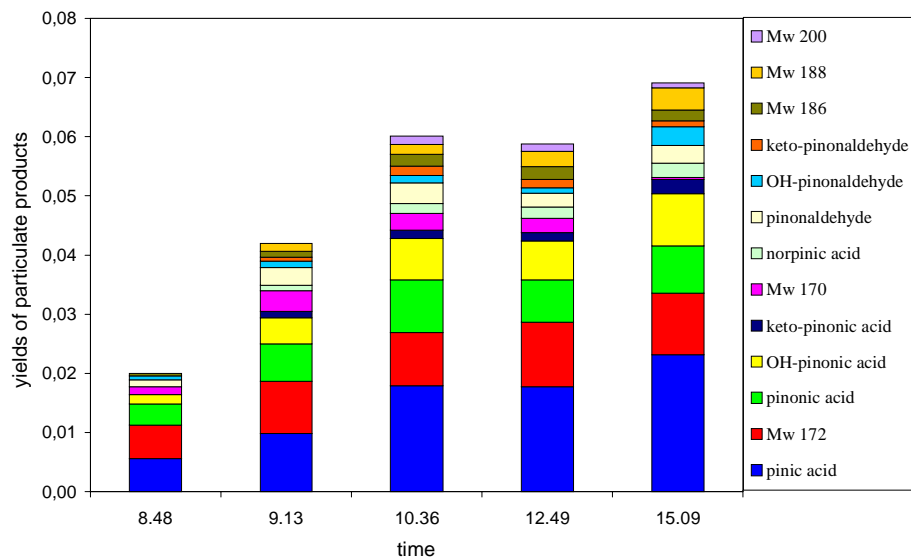


Fig. 4. (b) Molar yields (versus reacted α -pinene) of particulate products.

[Title Page](#)[Abstract](#)[Introduction](#)[Conclusions](#)[References](#)[Tables](#)[Figures](#)[◀](#)[▶](#)[◀](#)[▶](#)[Back](#)[Close](#)[Full Screen / Esc](#)[Print Version](#)[Interactive Discussion](#)

© EGU 2003

LC-MS analysis of
aerosol particles

R. Winterhalter et al.

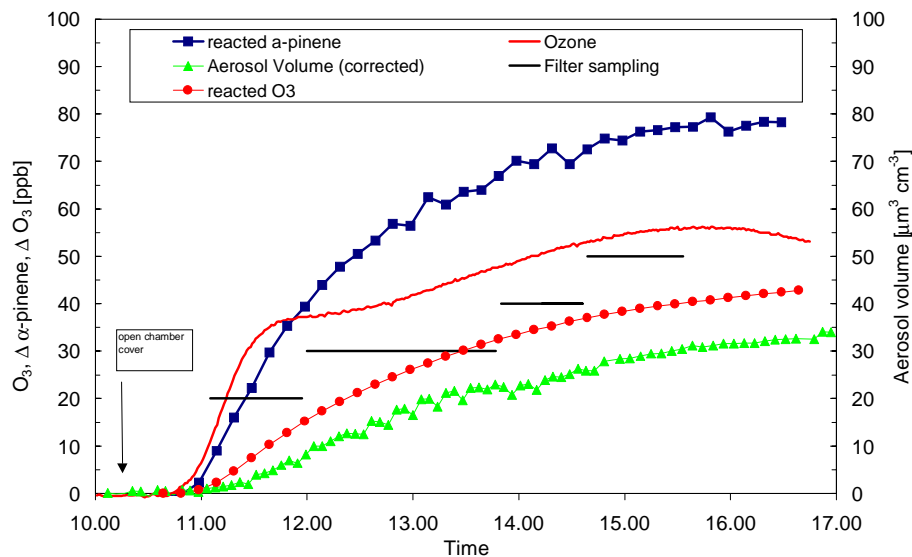


Fig. 5. (a) Photostmog experiment with α -pinene (Experiment 2709A). Time profiles of ozone, reacted ozone, reacted α -pinene and corrected aerosol volume. The duration of filter sampling is also indicated.

[Title Page](#)[Abstract](#)[Introduction](#)[Conclusions](#)[References](#)[Tables](#)[Figures](#)[◀](#)[▶](#)[◀](#)[▶](#)[Back](#)[Close](#)[Full Screen / Esc](#)[Print Version](#)[Interactive Discussion](#)

© EGU 2003

LC-MS analysis of
aerosol particles

R. Winterhalter et al.

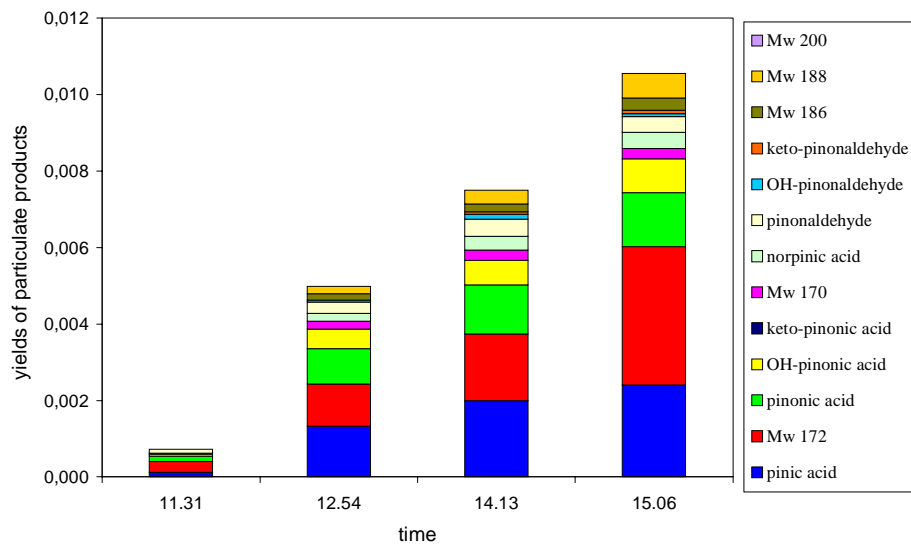


Fig. 5. (b) Molar yields (versus reacted α -pinene) of particulate products.

[Title Page](#)[Abstract](#)[Introduction](#)[Conclusions](#)[References](#)[Tables](#)[Figures](#)[◀](#)[▶](#)[◀](#)[▶](#)[Back](#)[Close](#)[Full Screen / Esc](#)[Print Version](#)[Interactive Discussion](#)

© EGU 2003

LC-MS analysis of
aerosol particles

R. Winterhalter et al.

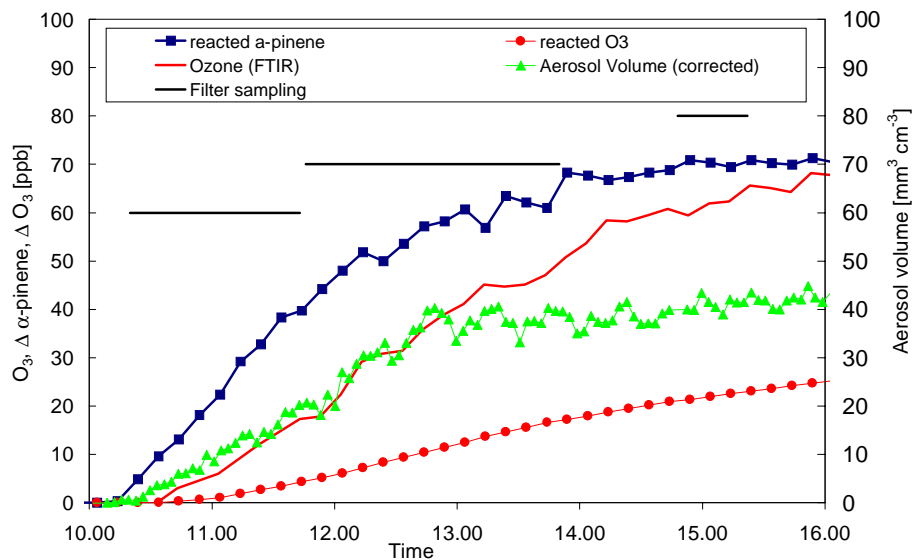


Fig. 6. (a) Reaction of α -pinene with OH-radicals, generated by photolysis of H_2O_2 (Experiment O310A). Time profiles of ozone (measured by FTIR-spectroscopy), reacted α -pinene and reacted ozone, and corrected aerosol volume. The duration of filter sampling is also indicated.

[Title Page](#)[Abstract](#)[Introduction](#)[Conclusions](#)[References](#)[Tables](#)[Figures](#)[◀](#)[▶](#)[◀](#)[▶](#)[Back](#)[Close](#)[Full Screen / Esc](#)[Print Version](#)[Interactive Discussion](#)

© EGU 2003

LC-MS analysis of
aerosol particles

R. Winterhalter et al.

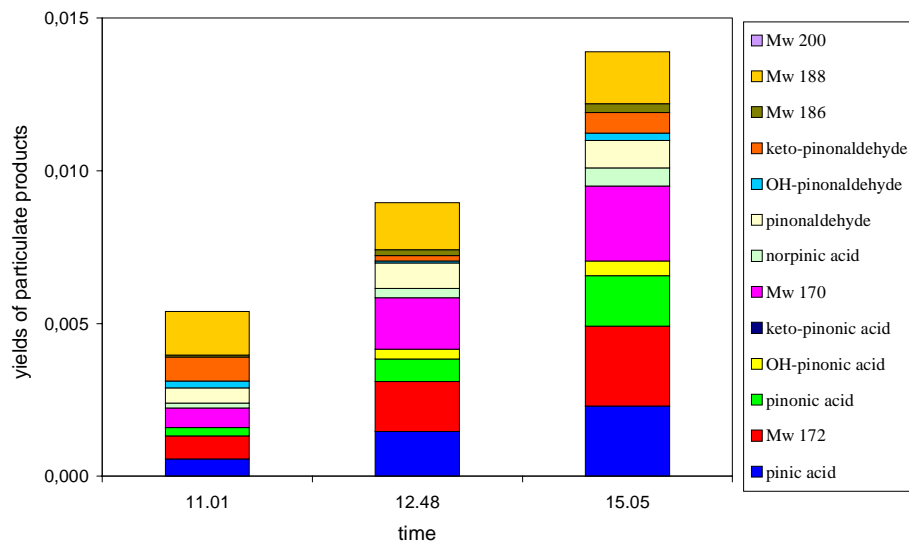


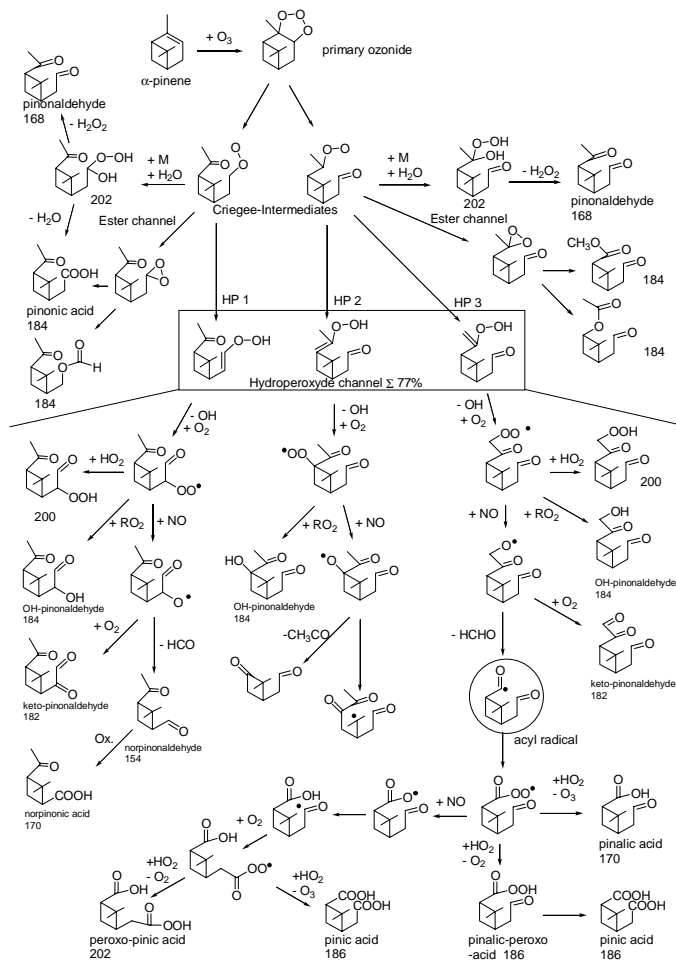
Fig. 6. (b) Molar yields (versus reacted α -pinene) of particulate products.

[Title Page](#)[Abstract](#)[Introduction](#)[Conclusions](#)[References](#)[Tables](#)[Figures](#)[◀](#)[▶](#)[◀](#)[▶](#)[Back](#)[Close](#)[Full Screen / Esc](#)[Print Version](#)[Interactive Discussion](#)

© EGU 2003

LC-MS analysis of
aerosol particles

R. Winterhalter et al.

Fig. 7. Reaction mechanism of the reaction of α -pinene with ozone.

Title Page

Abstract

Introduction

Conclusions

References

Tables

Figures

◀

▶

◀

▶

Back

Close

Full Screen / Esc

Print Version

Interactive Discussion

LC-MS analysis of
aerosol particles

R. Winterhalter et al.

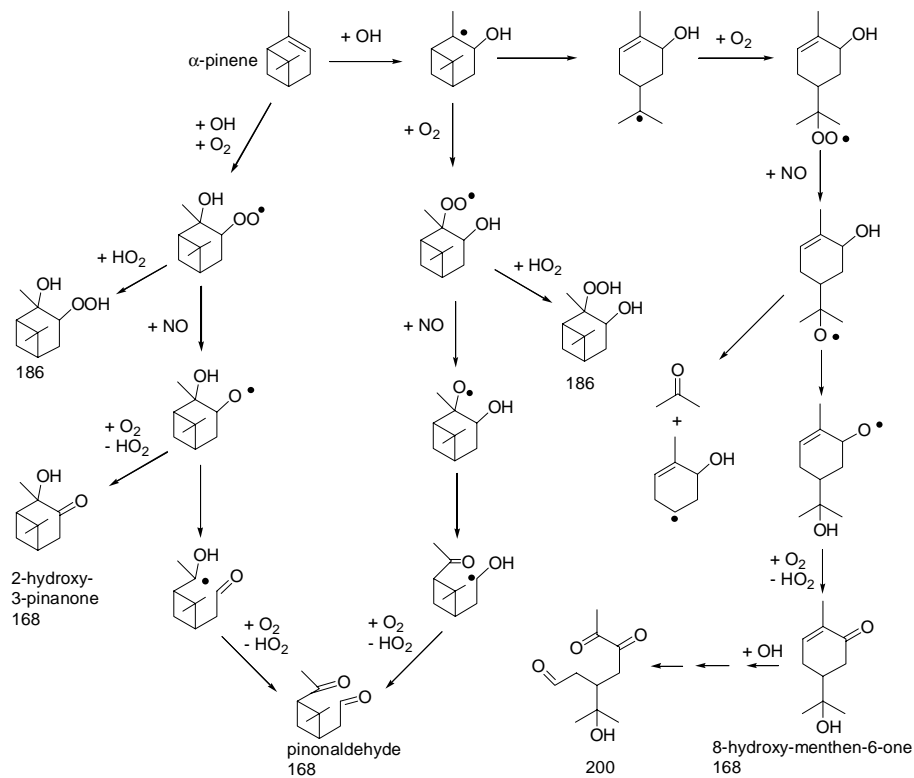


Fig. 8. Reaction mechanism of the OH-radical reaction with α -pinene.

Title Page

Abstract

Introduction

Conclusions

References

Tables

Figures

◀

▶

◀

▶

Back

Close

Full Screen / Esc

Print Version

Interactive Discussion

LC-MS analysis of
aerosol particles

R. Winterhalter et al.

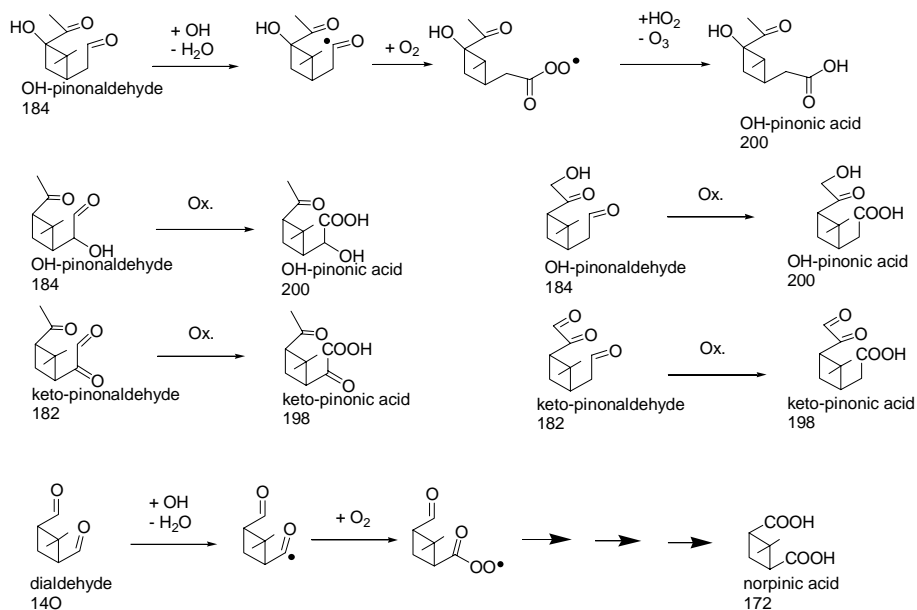


Fig. 9. Secondary products from OH-radical initiated oxidation of aldehydes.

Title Page

Abstract

Introduction

Conclusions

References

Tables

Figures

◀

▶

◀

▶

Back

Close

Full Screen / Esc

Print Version

Interactive Discussion

© EGU 2003