



HAL
open science

NAT-rock formation by mother clouds: a microphysical model study

S. Fueglistaler, B. P. Luo, C. Voigt, K. S. Carslaw, Th. Peter

► **To cite this version:**

S. Fueglistaler, B. P. Luo, C. Voigt, K. S. Carslaw, Th. Peter. NAT-rock formation by mother clouds: a microphysical model study. Atmospheric Chemistry and Physics Discussions, 2002, 2 (1), pp.29-42. <hal-00300819>

HAL Id: hal-00300819

<https://hal.science/hal-00300819v1>

Submitted on 18 Jun 2008

HAL is a multi-disciplinary open access archive for the deposit and dissemination of scientific research documents, whether they are published or not. The documents may come from teaching and research institutions in France or abroad, or from public or private research centers.

L'archive ouverte pluridisciplinaire **HAL**, est destinée au dépôt et à la diffusion de documents scientifiques de niveau recherche, publiés ou non, émanant des établissements d'enseignement et de recherche français ou étrangers, des laboratoires publics ou privés.



HAL Authorization

**NAT-rock formation
by mother clouds**

Fueglistaler et al.

NAT-rock formation by mother clouds: a microphysical model study

S. Fueglistaler¹, B. P. Luo¹, C. Voigt¹, K. S. Carslaw², and Th. Peter¹

¹Atmospheric and Climate Science, ETH Zürich, Switzerland

²School of the Environment, University of Leeds, Leeds, UK

Received: 11 December 2001 – Accepted: 3 January 2002 – Published: 14 January 2002

Correspondence to: S. Fueglistaler (sf@atmos.umnw.ethz.ch)

Title Page

Abstract

Introduction

Conclusions

References

Tables

Figures

◀

▶

◀

▶

Back

Close

Full Screen / Esc

Print Version

Interactive Discussion

© EGS 2002

Abstract

Polar stratospheric clouds (PSCs) of type 1a or 1a-enh containing high number densities of nitric acid trihydrate (NAT) particles, can act as mother clouds for extremely large NAT particles, termed NAT-rocks, provided the air below the clouds is supersaturated with respect to NAT. Individual NAT particles at the cloud base fall into undepleted gas phase and rapidly accelerate due to a positive feedback between their growth and sedimentation. The resulting reduction in number density is further enhanced by the strong HNO_3 depletion within a thin layer below the mother cloud, which delays subsequent particles. This paper introduces the basic microphysical principles behind this mother cloud/NAT-rock mechanism, which produces 10^{-4} cm^{-3} NAT-rocks with radii around $10 \mu\text{m}$ some kilometers below the mother cloud. The mechanism requires neither selective nucleation nor additional atmospheric dilution and works even for a monodisperse particle size distribution in the mother cloud.

1. Introduction

Denitrification of the Arctic stratospheric vortex is believed to enhance halogen-catalyzed chemical reactions leading to ozone depletion (WMO, 1999; Waibel et al., 1999; Tabazadeh et al., 2001). A major finding of the SOLVE/THESEO-2000 campaign is the widespread occurrence of large nitric acid hydrate particles of up to $10 \mu\text{m}$ in radius in extremely low number densities ($n \approx 10^{-4} \text{ cm}^{-3}$) (Fahey et al., 2001). Most likely these large particles were composed of $\text{NAT} \equiv \text{HNO}_3 \cdot 3\text{H}_2\text{O}$ (commonly called “NAT-rocks” [Fahey, pers. comm.]). They are mostly out of thermodynamic equilibrium with the ambient gas phase due to their low number densities, which leads to long particle/gas phase equilibration times. In turn, this allows the particles to grow to the observed sizes which enable them to sediment rapidly and thus to efficiently denitrify the corresponding layers of the polar stratosphere.

PSCs of type 1a and 1a-enh, presumably consisting of NAT, have been extensively

NAT-rock formation by mother clouds

Fueglistaler et al.

Title Page

Abstract

Introduction

Conclusions

References

Tables

Figures

◀

▶

◀

▶

Back

Close

Full Screen / Esc

Print Version

Interactive Discussion

NAT-rock formation by mother clouds

Fueglistaler et al.

Title Page

Abstract

Introduction

Conclusions

References

Tables

Figures

◀

▶

◀

▶

Back

Close

Full Screen / Esc

Print Version

Interactive Discussion

© EGS 2002

studied for several years (Browell et al., 1990; Toon et al., 1990; Tsias et al., 1999; Toon et al., 2000; Voigt et al., 2000). While 1a-enh PSCs have typical number densities $n \approx 0.1 \text{ cm}^{-3}$ and are therefore close to thermodynamic equilibrium with the ambient gas phase, type 1a PSCs have lower particle number densities and longer equilibration times ($\gtrsim 1$ day) (Biele et al., 2001). NAT clouds with $n \gtrsim 10^{-2} \text{ cm}^{-3}$ have limited particle radii $r \lesssim 2.5 \mu\text{m}$. Such particles have only small sedimentation velocities and thus cannot lead to efficient denitrification. Here we show that dense NAT clouds can be efficient sources for NAT-rocks (a similar mechanism is suggested by Dhaniyala et al. (2001)), explaining their observed characteristics without highly selective nucleation, e.g. homogeneous freezing of NAT (Tabazadeh et al., 2001).

2. The basic mechanism

In this study a mechanism is proposed where NAT clouds with high particle number densities ($n \gtrsim 0.01 \text{ cm}^{-3}$) act as “mother clouds”, that is, as efficient sources for NAT-rocks *via* sedimentation. Mother clouds are close to thermodynamic equilibrium, i.e. the saturation ratio S_{NAT} of HNO_3 with respect to NAT within the cloud is close to unity. However, below the cloud where NAT particles are absent or extremely low in number density, S_{NAT} may be larger than 1 (see e.g. Fueglistaler et al. (2001) for observations). NAT particles that sediment out of the mother cloud fall into this supersaturated air, begin to grow and hence accelerate. To break down the complex interplay of particle growth, acceleration and gas phase depletion, we first consider the hypothetical case where the growing particles do not deplete the gas phase. In this case steady-state assumptions apply and the particle number flux j_p is conserved:

$$j_p(z) = n(z) \cdot v_{\text{sed}}(z) = \text{const.} \quad (1)$$

Here v_{sed} is the particle sedimentation velocity. Since v_{sed} is roughly proportional to the square of the particle radius r (Müller and Peter, 1992), an increase in r from $1 \mu\text{m}$ to $10 \mu\text{m}$ leads to a reduction of the particle number density by two orders of magnitude.

**NAT-rock formation
by mother clouds**

Fueglistaler et al.

Title Page

Abstract

Introduction

Conclusions

References

Tables

Figures

I◀

▶I

◀

▶

Back

Close

Full Screen / Esc

Print Version

Interactive Discussion

© EGS 2002

The particle number flux will not remain constant when HNO_3 gas phase depletion is taken into account. The falling NAT particles remove HNO_3 from the gas phase, and subsequent particles (falling through depleted air) will grow more slowly and hence accelerate less readily, leading to a decrease in the particle flux. We show below that this effect controls the particle flux in the vicinity of the cloud base, but becomes less important with increasing distance from the mother cloud, where particles fall rapidly and therefore denitrify less.

Thus, there are two particle flux regimes: in the vicinity of the cloud base, particle number flux is reduced by the HNO_3 depletion by the sedimenting particles, here termed flux reduction layer (FRL). In contrast, sufficiently far below the mother cloud the flux is approximately conserved (Fig. 1).

3. Description of the microphysical model

We use a 1-D microphysical model to study the physical processes taking place at the base of a mother cloud. The gas phase is modeled on an irregularly spaced Eulerian grid with 8800 points. Centered at the cloud base, 8000 points are used to model this important region with a vertical resolution of $\Delta z = 1$ cm. Elsewhere the vertical resolution is 10 m, covering a column from 15 km to 23 km altitude.

The solid phase is modelled fully Lagrangian with 50 000 individual sedimenting particles, storing particle positions and radii. The particle size distribution in the mother cloud may be freely prescribed and is chosen to be monodisperse for the base line calculation, with the radius determined from the particle number density and the available HNO_3 in thermodynamic equilibrium. For each timestep ($\Delta t = 30$ s) HNO_3 partitioning between the gas and condensed phases is calculated from the kinetic growth/evaporation equations for the NAT particles and by assuming equilibrium between the supercooled ternary solution (STS) droplets and the gas phase. The HNO_3 vapour pressure of NAT is calculated according to Hanson and Mauersberger (1988), the partitioning into STS according to Carslaw et al. (1995). Particle sedimentation

**NAT-rock formation
by mother clouds**

Fueglistaler et al.

[Title Page](#)[Abstract](#)[Introduction](#)[Conclusions](#)[References](#)[Tables](#)[Figures](#)[I◀](#)[▶I](#)[◀](#)[▶](#)[Back](#)[Close](#)[Full Screen / Esc](#)[Print Version](#)[Interactive Discussion](#)

© EGS 2002

velocities are calculated including the Stokes and slip-flow regimes for particles (Müller and Peter, 1992). The shape of the particles undergoing growth/evaporation and sedimentation may be prescribed and is chosen to be spherical in the base line case.

The model was initialized with a constant H₂O volume mixing ratio (VMR) of 5 ppmv and a constant total HNO₃ VMR of 8 ppbv (typical for SOLVE/THESEO-2000 mid-winter conditions). The time-independent temperature profile is chosen such that initially $S_{\text{NAT}} = 10$ in the entire column. In the mother cloud, NAT particles are then allowed to reduce the saturation ratio to $S_{\text{NAT}} = 1$. These idealized conditions have been chosen to study the mechanism without effects caused by complex gas phase and temperature profiles.

4. Results

Model calculations have been performed for a wide range of cloud and gas phase parameters. Fig. 2 shows the detailed results for a monodisperse mother cloud with $n = 0.1 \text{ cm}^{-3}$ (typical for type 1a-enh) and standard parameters mentioned above.

The flux reduction layer (FRL), due to strong HNO₃ depletion below the cloud base, causes an impressive reduction in both particle number density (c) and flux (d) by 2 orders of magnitude. Panel (e) shows the HNO₃ mass flux. A flux of $1 \text{ ppb} \times \text{km/day}$ corresponds to 1 ppb HNO_3 being transported downward by 1 km within one day. The HNO₃ mass flux due to NAT-rocks reaches up to $9 \text{ ppb} \times \text{km/day}$, while it is $0.8 \text{ ppb} \times \text{km/day}$ within the mother cloud and remains limited to the corresponding small altitude range.

The resulting total HNO₃ VMR (gas plus condensed phase) is shown in panel (a) of Fig. 3, allowing a quantification of denitrification.

The most severe denitrification is found in the FRL, where it reaches up to 75%. After 5 days, a vertical layer of about 2 km is denitrified by more than 50%. Conversely, more than 4 km below the mother cloud reinitiation would result if all particles were to evaporate at this time. Each additional day with $S_{\text{NAT}} \gtrsim 1$ increases the denitrification

significantly.

Figure 3 compares the base line case (a) with two other relevant cases. Panel (b) refers to a less dense mother cloud ($n = 10^{-2} \text{ cm}^{-3}$). In this case, the FRL does not develop strongly, but the flux conservation regime suffices to reduce number densities to about 10^{-4} cm^{-3} , yielding a total HNO_3 very similar to the base line case. Conversely, increasing the number density within the mother cloud ($n = 1 \text{ cm}^{-3}$) strengthens the role of the FRL, again leaving the vertical redistribution of HNO_3 at lower altitudes unchanged (not shown). This reveals the generally weak dependence of NAT-rock formation on the number density within the mother cloud.

Panel (c) shows the effect of supercooled ternary solution droplets (STS) on denitrification. In contrast to panels (a) and (b), here temperatures below the STS existence temperature were chosen such that half of the total HNO_3 is taken up by STS, lowering the HNO_3 VMR to initially 4 ppbv below the cloud. This leads to approximately halving the sedimentation distance of the NAT particles below the mother cloud and a corresponding slowing of the denitrification process.

5. Model limitations and sensitivity tests

Various effects may alter the idealized computations shown above, such as non-monodisperse size distributions, particle shape, gas phase and eddy diffusion, and dynamical effects, e.g. particle dispersion caused by wind shear. A measure of the denitrification strength is the integrated HNO_3 mass flux $\int dz j_{\text{HNO}_3}(z, t)$. Table 1 compares various sensitivity runs in terms of this quantity normalized to the base line result.

Effect of particle size distribution. A noteworthy aspect is the insensitivity of denitrification to the initial size distribution. Lognormal and monodisperse distributions yield similar results as the particle number density reduction is dominated by the flux reduction/flux conservation scheme discussed above and not by preferential sedimentation of initially larger particles.

Particle shape. The asphericity of NAT particles affects their sedimentation velocity

NAT-rock formation by mother clouds

Fueglistaler et al.

Title Page

Abstract

Introduction

Conclusions

References

Tables

Figures

◀

▶

◀

▶

Back

Close

Full Screen / Esc

Print Version

Interactive Discussion

**NAT-rock formation
by mother clouds**

Fueglistaler et al.

Title Page

Abstract

Introduction

Conclusions

References

Tables

Figures

I◀

▶I

◀

▶

Back

Close

Full Screen / Esc

Print Version

Interactive Discussion

© EGS 2002

and growth time. The sedimentation velocity of spherical particles is about 25% higher than of aspherical particles with an aspect ratio of 1:3, which serves as a case of extreme asymmetry (Müller and Peter, 1992). In addition, this small difference is partly compensated by more rapid growth of 5–10% of the aspherical particles.

5 **Gas phase and eddy diffusion.** Implementation of gas phase diffusion in the model leads to an initially increased HNO_3 supply for particles above the cloud base, but changes the results in Figs. 2 and 3 negligibly. The same holds true for stronger eddy diffusion, although it leads to a more pronounced transport of HNO_3 into the mother cloud and smoothing of the entire resulting HNO_3 profile.

10 **Dynamical effects.** A microphysical column model cannot reflect the 3-D wind and temperature fields. Wind shear leads to a distortion of the sedimenting particle ensemble, and we may not expect to observe large NAT-particles directly below type 1a/1a-enh PSCs. Furthermore, during mother cloud formation, e.g. in a mountain lee wave event involving ice particles (Carslaw et al., 1998; Tsias et al., 1999; Voigt et al., 2000),
15 mesoscale variations in NAT particle number density may initially obscure signs of sedimentation, which become apparent only after about one day.

6. Conclusions

This model study reveals type 1a and type 1a-enh PSCs with $n = 0.01 - 1.0 \text{ cm}^{-3}$ to be a source of NAT-rocks, which efficiently denitrify the polar vortex. Sensitivity studies show that the basic properties of the mother cloud/NAT-rock mechanism are surprisingly robust against changes in the particle size distribution and shape within the mother cloud, as well as to gas phase or eddy diffusion effects. Large scale transport and wind shear may lead to geographic distortions of the sedimenting NAT-rock population, but neither to enhanced nor reduced denitrification as long as the air remains supersaturated with respect to NAT and mixing processes are not dominant.
20 The resulting NAT-rock number densities and HNO_3 vertical flux agree well with in situ measurements. For 20 January, Fahey et al. (2001) estimate the particle number con-

**NAT-rock formation
by mother clouds**

Fueglistaler et al.

Title Page

Abstract

Introduction

Conclusions

References

Tables

Figures

I◀

▶I

◀

▶

Back

Close

Full Screen / Esc

Print Version

Interactive Discussion

© EGS 2002

centration for the larger mode to be $2.3 \times 10^{-4} \text{ cm}^{-3}$ with a mode radius of $7.25 \mu\text{m}$ and a HNO_3 flux of $2.6 \text{ ppbv} \times \text{km/day}$. Our model runs in Figs. 2 and 3 show particle number densities to range from $1 \times 10^{-3} \text{ cm}^{-3}$ about 2 km below the mother cloud to less than $1 \times 10^{-4} \text{ cm}^{-3}$ at lower altitudes. The modelled HNO_3 flux a few kilometers below the mother cloud ranges from 1 to $5 \text{ ppbv} \times \text{km/day}$, with a maximum of $9 \text{ ppbv} \times \text{km/day}$ close to the leading edge of the sedimenting NAT-rocks. The model indicates that severe denitrification occurs only if the NAT particles sediment in ambient air with temperatures below the NAT existence temperature for several days. Even in a very cold Arctic winter like the winter 1999/2000 (Manney and Sabutis, 2001; Buss et al., 2001), this requirement reduces the number of type 1a/1a-enh clouds which are suited for the development of NAT-rocks.

Acknowledgements. We are grateful to S. Dhaniyala, K. A. McKinney, P. Wennberg, R. S. Gao and D. W. Fahey for fruitful and critical discussions. SF has been supported through the EC-project THESEO-2000/EuroSOLVE (under contract BBW 99.0218-2, EVK2-CT-1999-00047) and through an ETHZ-internal research project.

References

- Biele, J., Tsias, A., Luo, B. P., Carslaw, K. S., Neuber, R., Beyerle, G., Peter, Th.: Nonequilibrium coexistence of solid and liquid particles in Arctic stratospheric clouds, J. Geophys. Res., submitted, 2001. 31
- Browell, E. V., Butler, C. F., Ismail, S., Robinette, P. A., Carter, A. F., Higdon, N. S., Toon, O. B., Schoeberl, M. R., and Tuck, A. F.: Airborne lidar observations in the wintertime arctic stratosphere: polar stratospheric clouds, Geophys. Res. Lett., 17, 385–388, 1990. 31
- Buss S., Wernli, H., Peter, T., Kivi, R., Bui, T. P., Kleinboehl, A., and Schiller, C.: Arctic stratospheric temperature in the winters 1999/2000 and 2000/2001: a quantitative assessment and microphysical implications, J. Geophys. Res., submitted, 2001. 36
- Carslaw, K. S., Luo, B. P., and Peter, Th.: An analytic expression for the composition of aqueous $\text{HNO}_3\text{-H}_2\text{SO}_4$ stratospheric aerosols including gas phase removal of HNO_3 , Geophys. Res. Lett., 22, 1877–1880, 1995. 32

**NAT-rock formation
by mother clouds**

Fueglistaler et al.

Title Page

Abstract

Introduction

Conclusions

References

Tables

Figures

◀

▶

◀

▶

Back

Close

Full Screen / Esc

Print Version

Interactive Discussion

© EGS 2002

Carslaw, K. S., Wirth, M., Tsias, A., Luo, B., Dörnbrack, A., Leutbecher, M., Volkert, H., Renger, W., Bacmeister, J. T., Reimer, E., and Peter, Th.: Increased stratospheric ozone depletion due to mountain-induced atmospheric waves, *Nature*, 391, 675–678, 1998. 35

Dhaniyala, S., McKinney, K. A., and Wennberg, P. O.: Lee-wave clouds and denitrification of the polar stratosphere, *Geophys. Res. Lett.* (in press), 2001. 31

Fahey, D. W., Gao, R. S., Carslaw, K. S., Kettleborough, J., Popp, P. J., Northway, M. J., Holecek, J. C., Ciciora, S. C., McLaughlin, R. J., Baumgardner, D. G., Gandrud, B., Wennberg, P. O., Dhaniyala, S., McKinney, K., Peter, T., Salawitch, R. J., Bui, T. P., Elkins, J. W., Webster, C. R., Atlas, E. L., Jost, H., Wilson, J. C., Herman, R. L., and Kleinböhl, A.: The detection of large HNO₃-containing particles in the winter Arctic stratosphere, *Science*, 291, 1026–1031, 2001. 30, 35

Fueglistaler, S., Luo, B. P., Buss, S., Wernli, H., Voigt, C., Peter, Th., Müller, R., Neuber, R., Hostetler, C., Poole, L., Flentje, H., and Fahey, D. W.: NAT-rock formation by mother clouds: analysis of SOLVE/THESEO-2000 observations, *Geophys. Res. Lett.*, submitted, 2001. 31

Hanson, D. and Mauersberger, K.: Laboratory studies of nitric acid trihydrate: implications for the south polar stratosphere, *Geophys. Res. Lett.*, 15, 855–858, 1998. 32

Manney, G. L. and Sabutis, J. L.: Development of the polar vortex in the 1999–2000 arctic winter stratosphere, *Geophys. Res. Lett.*, 27, 2589–2592, 2001. 36

Müller, R. and Peter, Th.: The numerical modelling of the sedimentation of polar stratospheric cloud particles, *Ber. Bunsenges. Phys. Chem.*, 96, 353–361, 1992. 31, 33, 35

Tabazadeh, A., Jensen, E. J., Toon, O. B., Drdla, K., and Schoeberl, M. R.: Role of the stratospheric polar freezing belt in denitrification, *Science*, 291, 2591–2594, 2001. 30, 31

Toon, O. B., Browell, E. V., Kinne, S., and Jordan, J.: An analysis of lidar observations of polar stratospheric clouds, *Geophys. Res. Lett.*, 17, 393–396, 1990. 31

Toon, O. B., Tabazadeh, A., Browell, E. V., Jordan, J.: Analysis of lidar observations of Arctic polar stratospheric clouds during January 1989, *J. Geophys. Res.*, 105, 20 589–20 615, 2000. 31

Tsias, A., Wirth, M., Carslaw, K. S., Biele, J., Mehrtens, H., Reichardt, J., Wedekind, C., Weiss, V., Renger, W., Neuber, R., Von Zahn, U., Stein, B., Santacesaria, V., Stefanutti, L., Fierli, F., Bacmeister, J., and Peter, Th.: Aircraft lidar observation of an enhanced type 1a polar stratospheric cloud during APE-POLECAT, *J. Geophys. Res.*, 104, 23 961–23 969, 1999. 31, 35

Voigt, Ch., Schreiner, J., Kohlmann, A., Zink, P., Mauersberger, K., Larsen, N., Deshler, T.,

Kröger, Ch., Rosen, J., Adriani, A., Cairo, F., Di Donfrancesco, G., Viterbini, M., Ovarlez, J., Ovarlez, H., David, Ch., Dörnbrack, A.: Nitric acid trihydrate (NAT) in polar stratospheric clouds, *Science*, 290, 1756–1758, 2000. [31](#), [35](#)

5 Waibel, A. E., Peter, Th., Carslaw, K.S., Oelhaf, H., Wetzel, G., Crutzen, P. J., Pöschl, U., Reimer, E., and Fischer, H.: Arctic ozone loss due to denitrification, *Science*, 283, 2064–2069, 1999. [30](#)

WMO: Scientific Assessment of Ozone Depletion: 1998, Rep. 44, World Meteorological Organization, Geneva, Switzerland, 1999. [30](#)

**NAT-rock formation
by mother clouds**

Fueglistaler et al.

Title Page

Abstract

Introduction

Conclusions

References

Tables

Figures

◀

▶

◀

▶

Back

Close

Full Screen / Esc

Print Version

Interactive Discussion

NAT-rock formation by mother clouds

Fueglistaler et al.

Table 1. Denitrification strength $\int j_{\text{HNO}_3}(z, t) dz$ for $t = 3$ days normalized to base line case (Fig. 2) with $\int j_{\text{HNO}_3}(z, t) dz = 14.6 \text{ km}^2 \text{ ppbv/day}$

Scenario	Norm. denitrification strength
base line case	1
aspheric particles (aspect ratio 1:3)	1.03
lognormal size dist. ($\sigma = 1.4$)	1.03
without gas diffusion	0.99
mother cloud with $n = 0.01 \text{ cm}^{-3}$	1.37
mother cloud with $n = 1 \text{ cm}^{-3}$	0.91
STS below mother cloud	0.73

[Title Page](#)
[Abstract](#)
[Introduction](#)
[Conclusions](#)
[References](#)
[Tables](#)
[Figures](#)
[Back](#)
[Close](#)
[Full Screen / Esc](#)
[Print Version](#)
[Interactive Discussion](#)

NAT-rock formation by mother clouds

Fueglistaler et al.

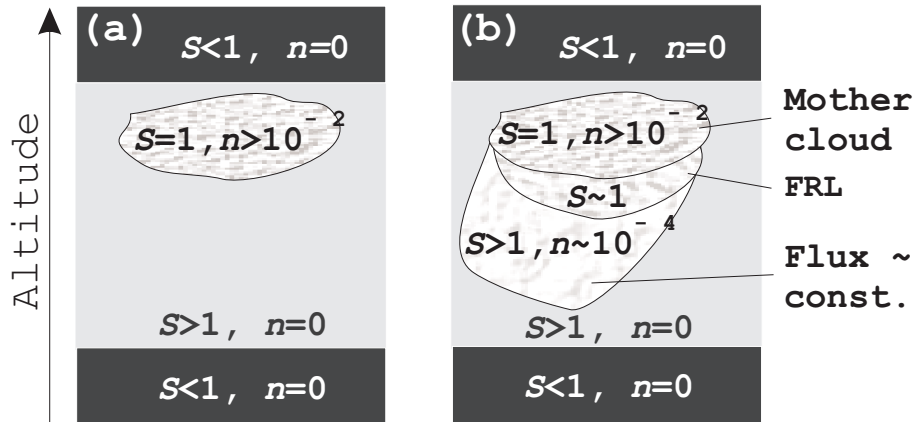


Fig. 1. Schematic vertical cross section of NAT particle sedimentation out of a mother cloud floating in supersaturated air. S is the saturation ratio with respect to NAT, n the NAT particle number density. **(a)** A few hours after mother cloud formed. **(b)** A few days later after NAT particles have sedimented out. The flux reduction layer (FRL) is shown schematically. Sizes in drawing not in proportion, deformation in (b) sketches deformation caused by wind shear.

Title Page

Abstract

Introduction

Conclusions

References

Tables

Figures

◀

▶

◀

▶

Back

Close

Full Screen / Esc

Print Version

Interactive Discussion

© EGS 2002

NAT-rock formation
by mother clouds

Fueglistaler et al.

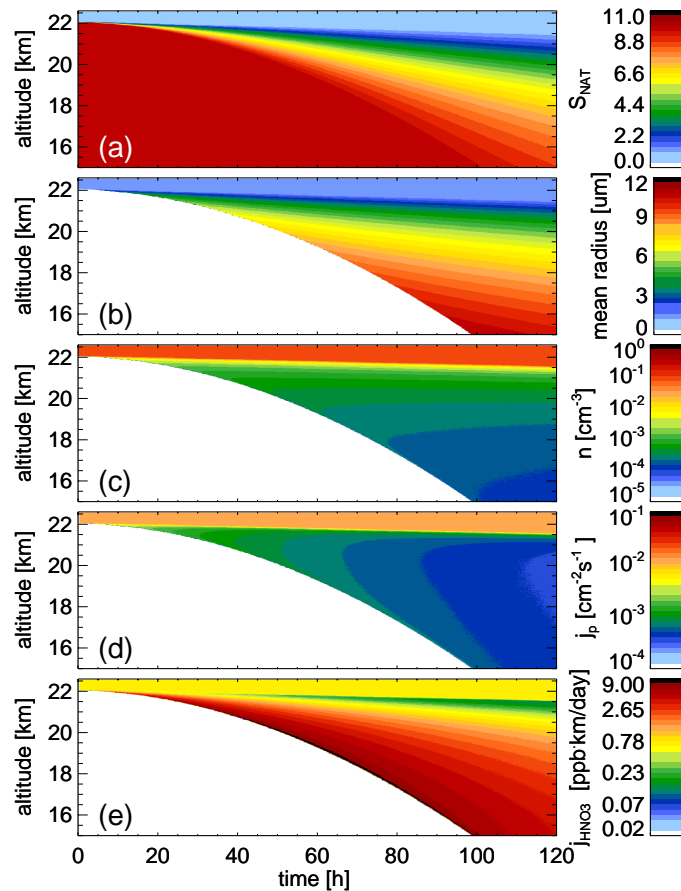


Fig. 2. 1-D model results for base line case as described in text. **(a)** Saturation ratio $S_{\text{NAT}}(z, t)$ with $S_{\text{NAT}} = 1$ in the mother cloud and > 1 below. **(b) – (e)** Resulting radius $r(z, t)$, number density $n(z, t)$ particle flux $j_p(z, t)$ and HNO_3 mass flux $j_{\text{HNO}_3}(z, t)$. The total HNO_3 is shown in Fig. 3a.

[Title Page](#)[Abstract](#)[Introduction](#)[Conclusions](#)[References](#)[Tables](#)[Figures](#)[◀](#)[▶](#)[◀](#)[▶](#)[Back](#)[Close](#)[Full Screen / Esc](#)[Print Version](#)[Interactive Discussion](#)

NAT-rock formation
by mother clouds

Fueglistaler et al.

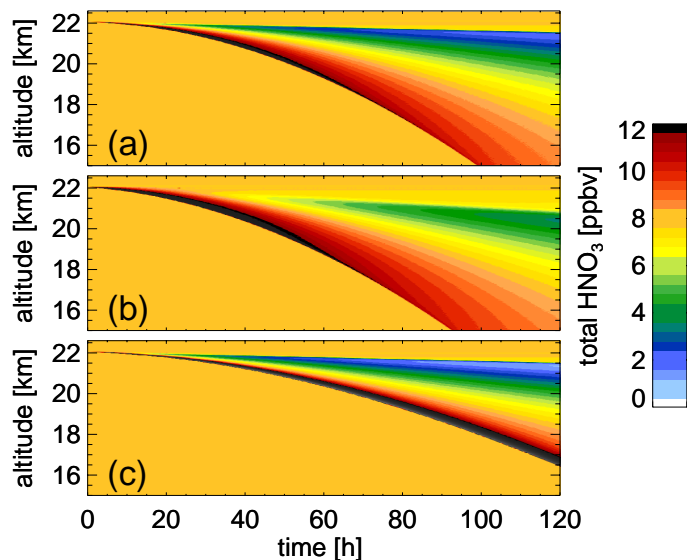


Fig. 3. Total HNO₃ (sum of gas phase and particulate). **(a)** Base line case as in Fig. 2. **(b)** Mother cloud with $n = 0.01 \text{ cm}^{-3}$, all other parameters as in (a). Sedimentation begins earlier, but denitrification is less pronounced than in (a). **(c)** Total HNO₃ for initially $S_{\text{NAT}} = 65$ in entire column, which reduces to $S_{\text{NAT}} \approx 30$ due to HNO₃ uptake by STS aerosol, all other parameters as in (a). The HNO₃-uptake of the STS aerosol delays sedimentation compared to (a).

[Title Page](#)[Abstract](#)[Introduction](#)[Conclusions](#)[References](#)[Tables](#)[Figures](#)[I◀](#)[▶I](#)[◀](#)[▶](#)[Back](#)[Close](#)[Full Screen / Esc](#)[Print Version](#)[Interactive Discussion](#)

© EGS 2002