



HAL
open science

Amplification of obliquity forcing through mean-annual and seasonal atmospheric feedbacks

S.-Y. Lee, C. J. Poulsen

► **To cite this version:**

S.-Y. Lee, C. J. Poulsen. Amplification of obliquity forcing through mean-annual and seasonal atmospheric feedbacks. *Climate of the Past Discussions*, 2008, 4 (2), pp.515-534. hal-00298218

HAL Id: hal-00298218

<https://hal.science/hal-00298218>

Submitted on 18 Jun 2008

HAL is a multi-disciplinary open access archive for the deposit and dissemination of scientific research documents, whether they are published or not. The documents may come from teaching and research institutions in France or abroad, or from public or private research centers.

L'archive ouverte pluridisciplinaire **HAL**, est destinée au dépôt et à la diffusion de documents scientifiques de niveau recherche, publiés ou non, émanant des établissements d'enseignement et de recherche français ou étrangers, des laboratoires publics ou privés.

Climate of the Past Discussions is the access reviewed discussion forum of *Climate of the Past*

Amplification of obliquity forcing through mean-annual and seasonal atmospheric feedbacks

S.-Y. Lee and C. J. Poulsen

Department of Geological Sciences, University of Michigan, Ann Arbor, MI, USA

Received: 17 March – Accepted: 28 March – Published: 25 April 2008

Correspondence to: S.-Y. Lee (shihyu@umich.edu)

Published by Copernicus Publications on behalf of the European Geosciences Union.

CPD

4, 515–534, 2008

Snowfall response to obliquity forcing

S.-Y. Lee and
C. J. Poulsen

Title Page

Abstract

Introduction

Conclusions

References

Tables

Figures



Back

Close

Full Screen / Esc

Printer-friendly Version

Interactive Discussion



Abstract

Pleistocene benthic $\delta^{18}\text{O}$ records exhibit strong spectral power at ~ 41 kyr, indicating that global ice volume has been modulated by Earth's axial tilt. This feature, and weak spectral power in the precessional band, has been attributed to the influence of obliquity on mean-annual and seasonal insolation gradients at high latitudes. In this study, we use a coupled ocean-atmosphere general circulation model to quantify changes in continental snowfall associated with mean-annual and seasonal insolation forcing due to a change in obliquity. Our model results indicate that insolation changes associated with a decrease in obliquity amplify continental snowfall in two ways: (1) An increase in high-latitude winter insolation is enhanced through a low-cloud feedback, resulting in colder air temperatures and increased snow precipitation. (2) An increase in the summer insolation gradient enhances summer eddy activity, increasing vapor transport to high-latitude regions. In our experiments, a decrease in obliquity leads to an annual snowfall increase of 25.0 cm; just over one-half of this response (14.1 cm) is attributed to seasonal changes in insolation. Our results indicate that the role of insolation gradients is important in amplifying the relatively weak insolation forcing due to a change in obliquity. Nonetheless, the total snowfall response to obliquity is similar to that due to a shift in Earth's precession, suggesting that obliquity forcing alone can not account for the spectral characteristics of the ice-volume record.

1 Introduction

It has long been known that the Quaternary global ice-volume record, archived in benthic $\delta^{18}\text{O}$, varies at orbital frequencies (Hays et al., 1976; Imbrie, 1980, 1985, 1993). One of the most puzzling features of this record is the prominence of variability at the obliquity period (Raymo and Nisancioglu, 2003; Lisiecki and Raymo, 2005; Cortijo et al., 1999; Vimeux et al., 2001). Traditionally, orbital cycles in global ice volume have been linked to summer insolation at 65°N (Milankovitch, 1948; Berger et al., 1993).

CPD

4, 515–534, 2008

Snowfall response to obliquity forcing

S.-Y. Lee and
C. J. Poulsen

Title Page

Abstract

Introduction

Conclusions

References

Tables

Figures

◀

▶

◀

▶

Back

Close

Full Screen / Esc

Printer-friendly Version

Interactive Discussion



However, high-latitude summer insolation is influenced most strongly by Earth's precession with a period of ~ 23 kyr. It is perplexing then that spectral power in benthic $\delta^{18}\text{O}$ is greater in the obliquity band than the precessional band.

To explain this paradox, two types of hypotheses have been proposed, (i) those that are generally consistent with Milankovitch's original hypothesis and (ii) those that call upon non-linear climate feedbacks to amplify orbital, and specifically obliquity, forcing. In the first category, Huyber (2006) suggests that obliquity primarily controlled ice volume changes through the integrated summer energy. Precession greatly influences absolute summer insolation but the short duration of the precessional summer leads to lower summer energy than that of obliquity. Raymo et al. (2006) proposes that the change in benthic $\delta^{18}\text{O}$ due to the increase in the NH ice volume was offset by the melting of the West Antarctic Ice Sheet due to the out-of-phase precessional insolation forcing between the two hemispheres. The strong 41 kyr ice-volume signal was also attributed to the fact that obliquity has nearly twice the period than precession, and therefore twice the time to accumulate snow/ice (Ruddiman, 2003). In the second category, it has been proposed that climate feedbacks, mainly associated with meridional heat and vapor transports, may have modulated orbital forcing (Khodri et al., 2001; Crucifix and Loutre, 2002; Raymo and Nisancioglu, 2003; Loutre et al., 2004; Vettoretti and Peltier, 2004; Kukla and Gavin, 2004; Risebrobakken et al., 2006).

The focus on climate feedbacks on orbital forcing arises from recognition that obliquity and precession affect Earth's insolation in different ways. In contrast to precession, obliquity alters the mean-annual equator-to-pole insolation gradient. A reduction in axial tilt from the Plio-Pleistocene maximum (24.5°) to minimum (22.2°) reduces annual insolation by up to $\sim 16 \text{ Wm}^{-2}$ ($\sim 8\%$) at high latitudes and increases it by $\sim 3 \text{ Wm}^{-2}$ ($< 0.5\%$) at the equator (calculated from Berger and Loutre, 1991). In a climate modeling study, Crucifix and Loutre (2002) demonstrate that mean-annual insolation changes due to obliquity could account for most of the high-latitude temperature changes during the last interglacial. In addition, Loutre et al. (2004) show that mean-annual insolation has significant spectral power at the obliquity band and hypothesize that paleo-climate

Snowfall response to obliquity forcing

S.-Y. Lee and
C. J. Poulsen

Title Page

Abstract

Introduction

Conclusions

References

Tables

Figures

◀

▶

◀

▶

Back

Close

Full Screen / Esc

Printer-friendly Version

Interactive Discussion



records of sea-surface temperature and global ice volume can be interpreted as a response to changes in mean-annual insolation and insolation gradients.

Obliquity also has a substantial influence on seasonal insolation. A reduction in Earth's obliquity from the Plio-Pleistocene maximum to minimum reduces solar heating in summer and fall by up to 48 Wm^{-2} at high latitude and increases it by 7 Wm^{-2} near the equator, enhancing the equator-to-pole insolation gradient by 55 Wm^{-2} . A number of studies have suggested that an increase in the seasonal equator-to-pole insolation gradient might have enhanced snowfall over ice sheets due to greater latent heat transport and internal climate oscillation (Johnson, 1991; Khodri et al., 2001; Vettoretti and Peltier, 2003, 2004; Kukla and Gavin, 2004). In support of these ideas, Raymo and Nisancioglu (2003) show that summer equator-to-pole insolation gradient is strongly correlated to glacial-interglacial ice-volume variations from 3.0 to 0.8 Ma.

Although insolation gradient changes have been frequently linked to ice volume variability, this mechanism has not been explicitly tested. The goal of this study is to systematically quantify the influence of both mean-annual and seasonal insolation changes resulting from Earth's obliquity on continental snowfall, and to determine the climate mechanisms that respond to these insolation variations. To do this, we have developed coupled ocean-atmosphere model experiments that represent: (1) mean-annual and seasonal insolation changes due to a reduction in Earth's axial tilt; and (2) mean-annual only insolation changes due to a reduction in Earth's axial tilt. By comparing results from these two scenarios, we distinguish the climate responses to mean-annual and seasonal forcings.

Our model results indicate that seasonal and mean-annual insolation forcings associated with a decrease in axial tilt generate comparable changes in annual continental snowfall. In Sect. 3, we describe the snowfall differences and explain the physical mechanisms that account for these changes. In Sect. 5, we compare the snowfall response due to changes in Earth's obliquity and precession, and discuss the implications of these results for global ice volume variability.

Snowfall response to obliquity forcing

S.-Y. Lee and
C. J. Poulsen

Title Page

Abstract

Introduction

Conclusions

References

Tables

Figures

◀

▶

◀

▶

Back

Close

Full Screen / Esc

Printer-friendly Version

Interactive Discussion



2 Experimental design

This study was completed using the Fast Ocean Atmosphere Model (FOAM) version 1.5, a fully coupled mixed-resolution ocean and atmosphere general circulation model (GCM) (Jacob, 1997). The atmospheric model is a parallelized version of the Community Climate Model 2 (CCM2) with the upgraded radiative and hydrological physics incorporated in CCM3.6 (Kiehl, 1996). The atmospheric component of FOAM was run at a spectral resolution of R15 ($4.5^\circ \times 7.5^\circ$) with 18 vertical levels. The oceanic component (OM3) is a z-coordinate ocean model with 128×128 point Mercator grid ($1.4^\circ \times 2.8^\circ$), 24 vertical levels, and an explicit free surface. FOAM was designed for long century-scale integrations and exhibits minimal ocean drift with no flux corrections (Wu et al., 2003). FOAM's simulation of modern climate shows reasonable agreement with present-day observations and NCAR CSM (Harrison et al., 2003). FOAM has been widely used to study climate change through geological time (e.g. Liu et al., 2000; Poulsen et al., 2001; Lee and Poulsen, 2006).

A change in Earth's axial tilt alters the distribution of insolation, significantly influencing both mean-annual and seasonal meridional insolation gradients. A decrease in Earth's obliquity from 24.5 to 22.2° , for instance, increases the mean-annual gradient by $\sim 30 \text{ Wm}^{-2}$, the summer gradient by $\sim 55 \text{ Wm}^{-2}$, and reduces the winter gradient by $\sim 10 \text{ Wm}^{-2}$. We have designed two sets of experiments to estimate the climate response to each of these components. The first experimental set is straightforward and includes experiments with high (24.5° ; *hobl*) and low (22.2° ; *lobl*) axial tilt (Table 1). We have used Earth's maximum and minimum obliquities over the last five million years (Berger and Loutre, 1991). The difference between *hobl* and *lobl* experiments yields the climate response resulting from both mean-annual and seasonal insolation changes, which we refer to as ΔTOTAL .

A second set of experiments was designed to estimate the climate response to just mean-annual insolation forcing caused by a change in axial tilt. In this case, we first computed the difference in mean-annual insolation between our high (*hobl*) and low

CPD

4, 515–534, 2008

Snowfall response to obliquity forcing

S.-Y. Lee and
C. J. Poulsen

Title Page

Abstract

Introduction

Conclusions

References

Tables

Figures

◀

▶

◀

▶

Back

Close

Full Screen / Esc

Printer-friendly Version

Interactive Discussion



Snowfall response to obliquity forcing

S.-Y. Lee and
C. J. Poulsen

Title Page

Abstract

Introduction

Conclusions

References

Tables

Figures



Back

Close

Full Screen / Esc

Printer-friendly Version

Interactive Discussion

(*lobl*) obliquity experiments, and a present day experiment. We then added these mean-annual, zonal insolation anomalies to two present-day experiments. These insolation adjustments increase the annual equator-to-pole insolation in one experiment (*higrad*) and decrease it in the second (*lograd*) (Table 1), but seasonal insolation and insolation gradients are identical between experiments and unchanged from the present day. The difference between *higrad* and *lograd* experiments yields the climate response to obliquity's mean-annual forcing, which we refer to as ΔMA .

It is important to note that mean annual insolation in the *higrad* and *lograd* experiments are identical to those in the *hobl* and *lobl* experiments, respectively, and that only seasonal insolation differs between these experiments (Fig. 1). As a result, the mean-annual insolation difference in $\Delta TOTAL$ and ΔMA are also the same. Thus, to estimate the climate response to seasonal insolation only (ΔSEA), we difference our two sets of experiments. In summary:

- $\Delta TOTAL = lobl - hobl$; represents total insolation difference due to a reduction in axial tilt
- $\Delta MA = higrad - lograd$; represents the mean-annual insolation difference due to a reduction in axial tilt
- $\Delta SEA = \Delta TOTAL - \Delta MA$; represents the seasonal insolation difference due to a reduction in axial tilt.

Because our ultimate objective is to explain variability in the ice-volume record, we focus on the climate response comparison between $\Delta TOTAL$ and ΔMA here.

Other than insolation, all model boundary conditions were set to modern values including trace gas concentrations and geography. The experiments were each integrated for 200 yr, bringing the surface ocean into quasi-equilibrium. The model results presented here were averaged over the last 50 model years.

3 Result

3.1 Snowfall response

To quantify the possible contribution made by mean-annual and seasonal forcing to ice-sheet mass balance, we examine the high-latitude snowfall responses to both Δ TOTAL and Δ MA. In Δ TOTAL, zonal continental snowfall increases by 25.0 cm (sum of upper and lower panel of Fig. 2a). In contrast, in Δ MA, annual snowfall increases by 10.9 cm (sum of upper and lower panel of Fig. 2b). The seasonal snowfall response (Δ SEA) is 14.1 cm, indicating that mean-annual and seasonal insolation changes contribute almost equally to the total continental snowfall response. In both Δ TOTAL and Δ MA, the snowfall response occurs mainly during the summer. In the northern hemisphere, for example, a reduction in obliquity (Δ TOTAL) enhances summer half-year snowfall by 78% and winter half-year snowfall by 22% (Fig. 2b).

Differences in snowfall are mainly due to differences in non-convective stable snowfall which are closely related to temperature and moisture transport. Non-convective precipitation in the model forms when an air parcel exceeds vapor saturation, and becomes snow when the lowest level of the atmosphere and the land surface are below the freezing point of water. Obliquity alters insolation in two ways that might enhance the total snow formation in Δ TOTAL relative to Δ MA: (1) by decreasing insolation and temperature at high latitudes; and/or (2) by enhancing the seasonal meridional insolation gradient and moisture transport. We examine each of these factors below.

3.2 Winter snowfall response

From an energy balance perspective, mean-annual surface-air temperatures (SATs) might be expected to be similar in Δ TOTAL and Δ MA since both sets have the same mean-annual insolation difference (Fig. 1; right column). Over most latitudes this is the case, and SATs are similar between the experimental sets. However, poleward of 60° N, zonal SATs differ by up to 4°C in the mean annual, 6°C in winter and 2°C in

Snowfall response to obliquity forcing

S.-Y. Lee and
C. J. Poulsen

Title Page

Abstract

Introduction

Conclusions

References

Tables

Figures



Back

Close

Full Screen / Esc

Printer-friendly Version

Interactive Discussion



summer (Fig. 3b). Most of the zonal SAT difference between Δ TOTAL and Δ MA can be attributed to a wintertime low-cloud feedback.

In the modern climate, low clouds form when the low-level atmosphere reaches vapor saturation. The extent of low clouds strongly influences the local radiation budget, generally decreasing the downward shortwave flux and increasing the upward long-wave flux (Hartmann et al., 1992). In FOAM, low-cloud coverage is the fraction of cloud-covered sky between the surface and 700 mb pressure level. Low-cloud formation is favorable when relative humidity is high and convection is weak or absent (Klein et al., 1994). In Δ TOTAL, the greater NH winter solar heating and evaporation (Fig. 1a) increases the relative humidity leading to an increase in low-cloud coverage. In the absence of this winter heating in Δ MA, the relative humidity and low-cloud fraction does not change (Figs. 1b and 3c). The difference in winter low cloud-coverage is nearly 40% between the two experimental sets (Fig. 3c). The increase in low-cloud coverage reduces surface radiative heating that cools the NH high-latitude winter SAT in Δ TOTAL, and dominates the mean-annual SAT signal (Fig. 3a and b). The cold SAT is the primary reason for the snowfall difference in boreal winter but can not account for the summer snowfall differences (Fig. 2a and b). In the SH, the relationship between SATs and insolation changes is different than the NH. SATs of the southern high latitudes are not particularly sensitive to insolation forcings in either experimental set. This result is likely due to the presence of Antarctic ice sheets, with their high elevation and albedo, dominate the regional climate maintaining very cold air temperature (Fig. 3a)

3.3 Summer snowfall response

In summer, snowfall increases due to both (1) a decrease in air temperature due to a reduction in NH insolation and (2) an increase in seasonal poleward moisture transport. Summer (June) insolation at 80° N decreases by 48 and 25 Wm^{-2} in Δ TOTAL and Δ MA, leading to decreases in zonal-averaged SATs by 2.5 and 0.5°C, respectively. The larger reduction in SAT in Δ TOTAL is mainly due to a greater summer sea-ice extent in the *lobl* experiment, which increases local albedo. A decrease in high-latitude

Snowfall response to obliquity forcing

S.-Y. Lee and
C. J. Poulsen

Title Page

Abstract

Introduction

Conclusions

References

Tables

Figures

◀

▶

◀

▶


Back

Close

Full Screen / Esc

Printer-friendly Version

Interactive Discussion



SATs might increase the snowfall response by reducing local saturation vapor pressure. The saturation vapor pressure decreases exponentially with air temperature. However, condensation due to SAT change does not change the local relative humidity. The increase in relative humidity in both experimental sets (Fig. 4c and d) indicates moisture transport into most of the northern mid- and high-latitude.

In addition to absolute insolation, the summer equator-to-pole gradient also changes in Δ TOTAL and Δ MA. A reduction in the axial tilt (Δ TOTAL) enhances the summer equator-to-pole insolation gradient by up to 55 Wm^{-2} (Fig. 1a) leading to a 3°C increase in summer meridional temperature gradient. In contrast, in Δ MA, the summer equator-to-pole gradient is enhanced by only 30 Wm^{-2} (Fig. 1b) leading to a 0.5°C increase in summer meridional temperature gradient. As a result of differential heating between low- and high-latitudes, the baroclinicity increases in both cases. In the modern climate, transient eddies increase with baroclinicity and are responsible for transporting heat and moisture between the subtropics and mid-latitude (Trenberth and Stepaniak, 2003). FOAM responds in a similar manner; summer mid-latitude baroclinicity is greater in Δ TOTAL than Δ MA. The high baroclinicity in Δ TOTAL enhances the transient eddy activity leading to a 200% increase in summer poleward transient eddy vapor transport at 40°N and an enhancement in the total vapor transport (Fig. 4a). The increase in summer vapor transport provides the moisture for additional boreal continental snowfall.

4 Summary and caveats

Changes in obliquity cause variations in both mean-annual and seasonal insolation. We have designed numerical experiments to evaluate the relative importance of these insolation changes on continental snowfall. Our model results indicate that the influence of mean-annual and seasonal obliquity forcing are approximately equal and account for 44% and 56% of annual snowfall, respectively. We show in Sect. 3 that the response to insolation forcing through obliquity is amplified in FOAM through winter

Snowfall response to obliquity forcing

S.-Y. Lee and
C. J. Poulsen

Title Page

Abstract

Introduction

Conclusions

References

Tables

Figures



Back

Close

Full Screen / Esc

Printer-friendly Version

Interactive Discussion



cloud and summer transient eddy feedbacks (Figs. 3 and 4). Our results highlight the importance of equator-to-pole insolation gradients, and demonstrate that changes in insolation gradients can generate dynamical changes that influence moisture transport and continental snowfall. For perspective, it is worth noting that a decrease in axial tilt (Δ TOTAL) led to zonal SAT decreases of 6 and 2°C in NH winter and summer, respectively. Yet, the snowfall response was 3.5x greater in the NH summer, mainly due to enhanced moisture transport through transient eddies.

In our experimental design and analysis, we have made several assumptions that warrant discussion. First, throughout our analysis and interpretation, we assume that an increase in snowfall translates into an increase in ice volume. In reality, the ice volume results from a combination of snowfall accumulation and summer ablation. As a result, the inferred ice-volume changes between our Δ TOTAL and Δ MA cases are probably too small because Δ TOTAL has a lower summer surface temperature and the ablation decreases during cold summer episode (Fig. 1). In the absence of a dynamic ice-sheet component in our model, it is not possible to calculate the exact ice-volume change that would result from the changes in insolation forcing prescribed here; consequently, our results may be better viewed as continental ice accumulation potential. In addition, since we simulate the climate response to obliquity insolation changes under present-day boundary conditions (i.e. p CO₂ and land surface types), the snowfall response described here does not account for Pleistocene boundary conditions, which varied between glacial and interglacial. In a cold climate with low p CO₂, it is unclear if the snowfall response to insolation forcing would increase. A decrease in mid-latitude surface temperature would likely cause an increase in summer snowfall and an enhanced moisture transport due to a stronger meridional thermal gradient. However, a decrease in surface temperature might also reduce humidity due to a decrease in saturation vapor pressure in a cold climate. Finally, the FOAM experiments were integrated for 200 yr; the surface ocean has reached a quasi-steady state but the deep ocean is still equilibrating. Because we focus our analysis on surface and tropospheric condition, the deep ocean condition should have little effect on surface temperature

Snowfall response to obliquity forcing

S.-Y. Lee and
C. J. Poulsen

[Title Page](#)[Abstract](#)[Introduction](#)[Conclusions](#)[References](#)[Tables](#)[Figures](#)[Back](#)[Close](#)[Full Screen / Esc](#)[Printer-friendly Version](#)[Interactive Discussion](#)

and continental snowfall.

5 Implications for the ice volume record

Meridional insolation gradient changes and associated atmospheric and vapor responses have been hypothesized to cause ice-volume variability (e.g. Khodri et al., 2001; Crucifix and Loutre, 2002; Raymo and Nisancioglu, 2003; Loutre et al., 2004; Vettoretti and Peltier, 2004; Kukla and Gavin, 2004; Risebrobakken et al., 2006). However, this hypothesis has not been explicitly tested in a systematic way before. In support of both gradient hypotheses, our result shows that high-latitude continental snowfall is enhanced with an increase in the meridional insolation gradient and that mean-annual and seasonal insolation gradient have comparable influences on continental snowfall, and presumably global ice volume.

To directly compare the snowfall response to obliquity and precession, we have completed two additional precessional sensitivity experiments. In these experiments, northern hemisphere summer is positioned at aphelion and perihelion, respectively, in an eccentric orbit (eccentricity=0.056, which represents the maximum value over the last 3 Ma, Berger et al., 1993). The shift in the orbital position of NH summer leads to a NH continental snowfall response that is 85% of that calculated for a change in axial tilt. In comparison to a change in obliquity, a change in precession does not influence mean-annual insolation and has only a small influence on summer insolation gradients. However, it has a very large affect (up to $\sim 70 \text{ Wm}^{-2}$) on absolute summer insolation, which accounts for the large snowfall response. This comparison has important implications for the insolation gradient hypothesis. While mean-annual and summer insolation gradient changes associated with a decrease in obliquity may amplify relatively weak insolation forcing, their influence may not be sufficiently large to account for the spectral nature of the ice volume record.

Several other ideas have been proposed to explain the link between obliquity and ice ages. To explain the 41 kyr period of ice ages, Huyber (2006) suggests that obliquity

Snowfall response to obliquity forcing

S.-Y. Lee and
C. J. Poulsen

Title Page

Abstract

Introduction

Conclusions

References

Tables

Figures



Back

Close

Full Screen / Esc

Printer-friendly Version

Interactive Discussion



Snowfall response to obliquity forcing

S.-Y. Lee and
C. J. Poulsen

Title Page

Abstract

Introduction

Conclusions

References

Tables

Figures

◀

▶

◀

▶

Back

Close

Full Screen / Esc

Printer-friendly Version

Interactive Discussion

primarily controlled ice volume changes through the integrated summer energy. Summer energy is a function of both insolation duration and intensity. When total summer energy rather than summer insolation is considered, obliquity becomes the dominant component of the power spectra. However, our orbital sensitivity experiments account for changes in seasonal durations and yet the snowfall response is not substantially greater in our obliquity than precession experiments. Raymo et al. (2006) suggest that because Earth's orbital precession induces insolation changes that are out of phase between hemispheres, the global ice volume change recorded by benthic $\delta^{18}\text{O}$ or sea level is small due to the global integration. Our model results show an increase of NH snowfall and a reduction of SH snowfall in response to a shift in precessional phase. It is possible that the cancelling between NH and SH snowfall might play a role; however, the cancelling effect depends on the mass-balance between the $\delta^{18}\text{O}$ of snow and ice in Antarctic and that in the NH over every precessional cycle. The product of hemispheric snow accumulation and its oxygen isotopic concentration has to be approximately equal. On the basis of this cancelling hypothesis, the ice-volume record should exhibit a strong precessional signal prior to the development of major NH ice sheets. The ice-volume record does not appear to support this expectation. Alternatively, the expression of 41 kyr signal may simply be due to the fact that the obliquity period is longer than that of precession, allowing for longer ice accumulation and a greater ice volume change (Ruddiman, 2003). In spectral analyses, power variance is an exponential function of the absolute variance. Thus, if ice volume change associated with obliquity were greater than that due to precession, the power variance would be larger in the obliquity band.

In sum, this contribution systematically identifies climate mechanisms that amplify the climate response to obliquity forcing, and demonstrates that both mean-annual and seasonal changes in the meridional distribution of insolation play important roles in amplifying this forcing. Nonetheless, our model results suggest that these climate feedbacks can not fully explain the large spectral power of the 41-kyr cycles in the ice-volume record, and the 41-kyr paradox remains just that.

Acknowledgements. This research was supported by National Science Foundation grant ATM-0432503 to C. J. Poulsen, and the University of Michigan Barbour Fellowship and Scott Turner Research Fund to S.-Y. Lee.

References

- 5 Berger, A. and Loutre, M. F.: Insolation Values for the Climate of the Last 10 000 000 Years, *Quaternary Sci. Rev.*, 10, 297–317, 1991.
- Berger, A., Loutre, M. F., and Tricot, C.: Insolation and Earths Orbital Periods, *J. Geophys. Res.-Atmos.*, 98, 10 341–10 362, 1993.
- 10 Cortijo, E., Lehman, S., Keigwin, L., Chapman, M., Paillard, D., and Labeyrie, L.: Changes in meridional temperature and salinity gradients in the North Atlantic Ocean (30 degrees–72 degrees N) during the last interglacial period, *Paleoceanography*, 14, 23–33, 1999.
- Crucifix, M. and Loutre, M. F.: Transient simulations over the last interglacial period (126–115 kyr BP): feedback and forcing analysis, *Clim. Dynam.*, 19, 417–433, 2002.
- 15 Green, R. J., Fred, U. P., and Norbert, W. P.: Things that go bump in the night, *Psych. Today*, 46, 345–678, 1900.
- Harrison, S. P., Kutzbach, J. ., Liu, Z., Bartlein, P. J., Otto-Bliesner, B., Muhs, D., Prentice, I. C., and Thompson, R. S.: Mid-Holocene climates of the Americas: a dynamical response to changed seasonality, *Clim. Dynam.*, 20, 663–688, 2003.
- 20 Hartmann, D. L., Ockertbell, M. E., and Michelsen, M. L.: The Effect of Cloud Type on Earths Energy-Balance – Global Analysis, *J. Climate*, 5, 1281–1304, 1992.
- Hays, J. D., Imbrie, J., and Shackleton, N. J.: Variations in Earths Orbit – Pacemaker of Ice Ages, *Science*, 194, 1121–1132, 1976.
- Huybers, P.: Early Pleistocene glacial cycles and the integrated summer insolation forcing, *Science*, 313, 508–511, 2006.
- 25 Huynh, T. T. and Poulsen, C. J.: Rising atmospheric CO₂ as a possible trigger for the end-Triassic mass extinction. *Palaeogeogr. Palaeoecol.*, 217, 223–242, 2005.
- Imbrie, J.: A Theoretical Framework for the Pleistocene Ice Ages, *J. Geol. Soc.*, 142, 417–432, 1985.
- 30 Imbrie, J. and Imbrie, J. Z.: Modeling the Climatic Response to Orbital Variations, *Science*, 207, 943–953, 1980.

Snowfall response to obliquity forcing

S.-Y. Lee and
C. J. Poulsen

Title Page

Abstract

Introduction

Conclusions

References

Tables

Figures

◀

▶

◀

▶

Back

Close

Full Screen / Esc

Printer-friendly Version

Interactive Discussion



Snowfall response to obliquity forcingS.-Y. Lee and
C. J. Poulsen

Title Page

Abstract

Introduction

Conclusions

References

Tables

Figures



Back

Close

Full Screen / Esc

Printer-friendly Version

Interactive Discussion



- Imbrie, J., Mix, A. C., and Martinson, D. G.: Milankovitch Theory Viewed from Devils Hole, *Nature*, 363, 531–533, 1993.
- Jacob, R.: Low frequency variability in a simulated atmosphere ocean system, University of Wis.-Madison, Madison, 159 pp., 1997.
- 5 Johnson, R. G.: Major Northern-Hemisphere Deglaciation Caused by a Moisture Deficit 140-Ka, *Geology*, 19, 686–689, 1991.
- Khodri, M., Leclainche, Y., Ramstein, G., Braconnot, P., Marti, O., and Cortijo, E.: Simulating the amplification of orbital forcing by ocean feedbacks in the last glaciation, *Nature*, 410, 570–574, 2001.
- 10 Kiehl, J. T., Hack, J. J., Bonan, G. B., Boville, B. A., Briegleb B. P., Williamson, D. L., and Rasch, P. J.: Description for the NCAR Community Climate Model (CCM3) 152 pp., 1996.
- Klein, R. I., McKee, C. F., and Colella, P.: On the Hydrodynamic Interaction of Shock-Waves with Interstellar Clouds .1. Nonradiative Shocks in Small Clouds, *Astrophys. J.*, 420, 213–236, 1994.
- 15 Kukla, G. and Gavin, J.: Milankovitch climate reinforcements, *Global Planet. Change*, 40, 27–48, 2004.
- Lee, S. Y. and Poulsen, C. J.: Sea ice control of Plio-Pleistocene tropical Pacific climate evolution, *Earth Planet. Sc. Lett.*, 248, 253–262, 2006.
- Lisiecki, L. E. and Raymo, M. E.: A Pliocene-Pleistocene stack of 57 globally distributed benthic delta O-18 records, *Paleoceanography*, 20, PA1003, doi:10.1029/2004PA001071, 2005.
- 20 Liu, Z. Y., Kutzbach, J., and Wu, L. X.: Modeling climate shift of El Nino variability in the Holocene, *Geophys. Res. Lett.*, 27, 2265–2268, 2000.
- Loutre, M. F., Paillard, D., Vimeux, F., and Cortijo, E.: Does mean annual insolation have the potential to change the climate?, *Earth Planet. Sci. Lett.*, 221, 1–14, 2004.
- 25 Milankovitch, M.: *Ausbau Und Gegenwartiger Stand Der Astronomischen Theorie Der Erdgeschichtlichen Klimate*, *Experientia*, 4, 413–418, 1948.
- Petit, J. R., Jouzel, J., Raynaud, D., et al.: Climate and atmospheric history of the past 420 000 years from the Vostok ice core, Antarctica, *Nature*, 399, 429–436, 1999.
- Poulsen, C. J., Pierrehumbert, R. T., and Jacob, R. L.: Impact of ocean dynamics on the simulation of the Neoproterozoic “snowball Earth”, *Geophys. Res. Lett.*, 28, 1575–1578, 30 2001.
- Raymo, M. E., Lisiecki, L. E., and Nisancioglu, K. H.: Plio-pleistocene ice volume, Antarctic climate, and the global delta O-18 record, *Science*, 313, 492–495, 2006.

- Raymo, M. E. and Nisancioglu, K.: The 41 kyr world: Milankovitch's other unsolved mystery, *Paleoceanography*, 18, 1011, doi:10.1029/2002PA000791, 2003.
- Risebrobakken, B., Balbon, E., Dokken, T., Jansen, E., Kissel, C., Labeyrie, L., Richter, T., and Senneset, L.: The penultimate deglaciation: High-resolution paleoceanographic evidence from a north-south transect along the eastern Nordic Seas, *Earth Planet. Sc. Lett.*, 241, 505–516, 2006.
- Ruddiman, W. F.: Orbital insolation, ice volume, and greenhouse gases, *Quaternary Sci. Rev.*, 22, 1597–1629, 2003.
- Trenberth, K. E. and Stepaniak, D. P.: Seamless poleward atmospheric energy transports and implications for the Hadley circulation, *J. Climate*, 16, 3706–3722, 2003.
- Vettoretti, G. and Peltier, W. R.: Post-Eemian glacial inception, Part II: Elements of a cryospheric moisture pump, *J. Climate*, 16, 912–927, 2003.
- Vettoretti, G. and Peltier, W. R.: Sensitivity of glacial inception to orbital and greenhouse gas climate forcing, *Quaternary Sci. Rev.*, 23, 499–519, 2004.
- Vimeux, F., Masson, V., Delaygue, G., Jouzel, J., Petit, J. R., and Stievenard, M.: A 420 000 year deuterium excess record from East Antarctica: Information on past changes in the origin of precipitation at Vostok, *J. Geophys. Res.-Atmos.*, 106, 31 863–31 873, 2001.
- Vimeux, F., Masson, V., Jouzel, J., Stievenard, M., and Petit, J. R.: Glacial-interglacial changes in ocean surface conditions in the southern hemisphere, *Nature*, 398, 410–413, 1999.
- Wu, L., Liu, Z., Gallimore, R., Jacob, R., Lee, D., and Zhong, Y.: Pacific decadal variability: The tropical Pacific mode and the North Pacific mode, *J. Climate*, 16, 1101–1120, 2003.

Snowfall response to obliquity forcingS.-Y. Lee and
C. J. Poulsen

Title Page

Abstract

Introduction

Conclusions

References

Tables

Figures



Back

Close

Full Screen / Esc

Printer-friendly Version

Interactive Discussion



Snowfall response to obliquity forcing

S.-Y. Lee and
C. J. Poulsen

Table 1. Numerical climate experiments.

Experiments	Obliquity	Anomaly	Note
<i>lobl</i>	22.2		$\Delta\text{TOTAL} = \text{lobl} - \text{hobl}$ Total changes due to obliquity's mean-annual & seasonal forcing.
<i>hobl</i>	24.5		
<i>higrad</i>	23.4	Anomaly increasing the mean-annual insolation gradient so that it is the same in <i>lobl</i>	$\Delta\text{MA} = \text{higrad} - \text{lograd}$ Changes due to obliquity's mean-annual forcing.
<i>lograd</i>	23.4	Anomaly increasing the mean-annual insolation gradient so that it is the same in <i>hobl</i>	$\Delta\text{SEA} = \Delta\text{TOTAL} - \Delta\text{MA}$ Changes due to obliquity's seasonal forcing

Title Page

Abstract

Introduction

Conclusions

References

Tables

Figures

◀

▶

◀

▶

Back

Close

Full Screen / Esc

Printer-friendly Version

Interactive Discussion



Snowfall response to obliquity forcing

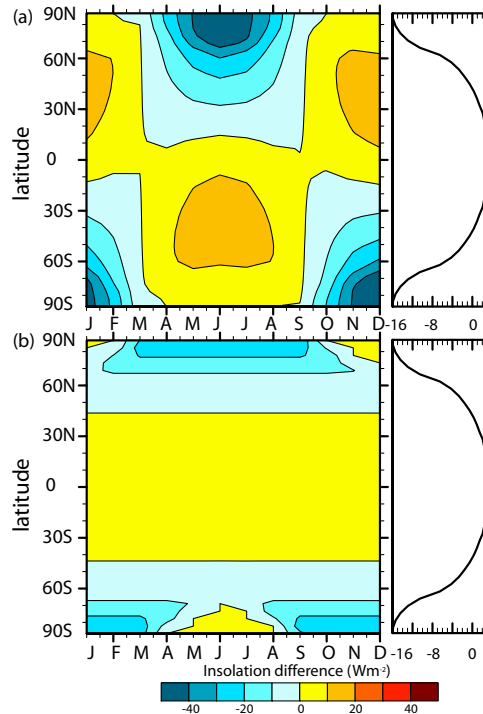
S.-Y. Lee and
C. J. Poulsen

Fig. 1. Mean monthly and annual (right column) insolation difference (Wm^{-2}) between ΔTOTAL ((a) *lobl-hobl*) and ΔMA ((b) *higrad-lograd*) experiments. The insolation difference in ΔMA yields the climate response to obliquity's mean-annual forcing. Contour interval is 10Wm^{-2} . Although seasonal insolation differs between these experiments sets, mean-annual insolation is identical between ΔTOTAL and ΔMA .

Title Page

Abstract

Introduction

Conclusions

References

Tables

Figures

◀

▶

◀

▶

Back

Close

Full Screen / Esc

Printer-friendly Version

Interactive Discussion



Snowfall response to obliquity forcing

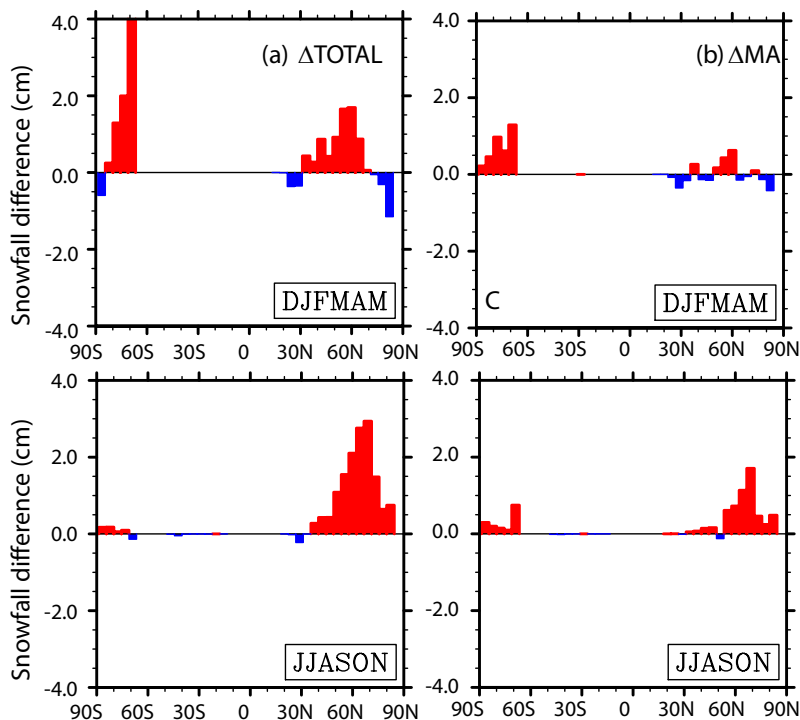
S.-Y. Lee and
C. J. Poulsen

Fig. 2. Continental snowfall response to orbital forcing. Zonally averaged half-year (December through May and June through November) differences in total snowfall (cm): **(a)** Δ TOTAL (*lobl*–*hobl*) and **(b)** Δ MA (*higrad*–*lograd*).

[Title Page](#)[Abstract](#)[Introduction](#)[Conclusions](#)[References](#)[Tables](#)[Figures](#)[◀](#)[▶](#)[◀](#)[▶](#)[Back](#)[Close](#)[Full Screen / Esc](#)[Printer-friendly Version](#)[Interactive Discussion](#)

Snowfall response to obliquity forcing

S.-Y. Lee and
C. J. Poulsen

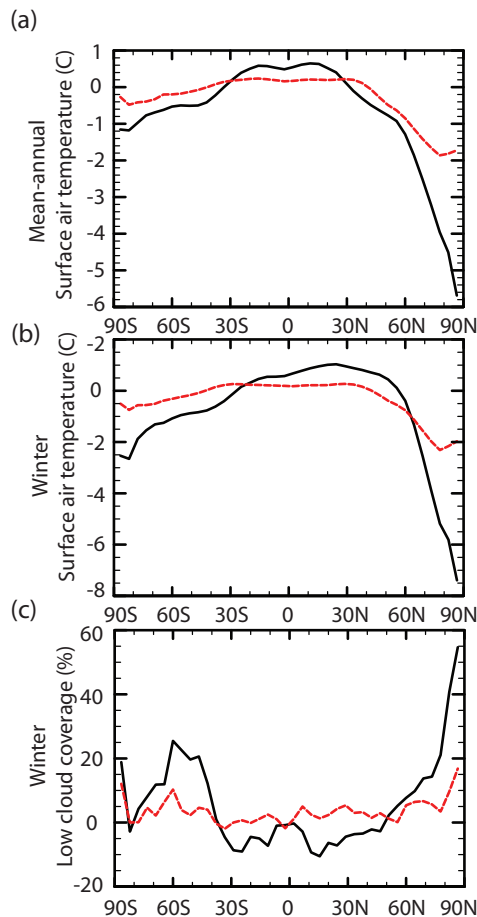


Fig. 3. Differences in zonally averaged **(a)** mean-annual surface air temperature (in degrees Celsius), **(b)** winter surface air temperature (in °Celsius), and **(c)** winter low-cloud coverage (%) between experimental sets. Results from Δ TOTAL and Δ MA experiments are shown in solid and dash line, respectively.

[Title Page](#)[Abstract](#)[Introduction](#)[Conclusions](#)[References](#)[Tables](#)[Figures](#)[◀](#)[▶](#)[◀](#)[▶](#)[Back](#)[Close](#)[Full Screen / Esc](#)[Printer-friendly Version](#)[Interactive Discussion](#)

Snowfall response to obliquity forcing

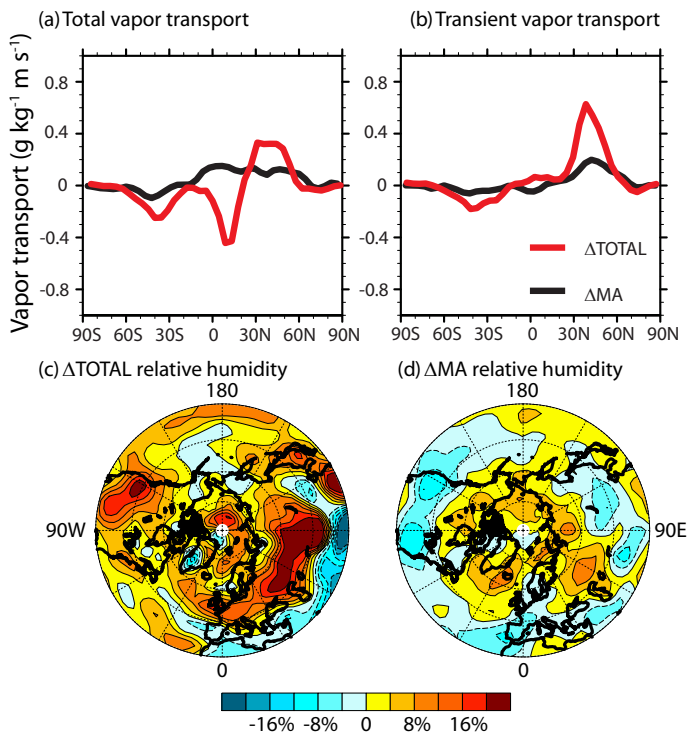
S.-Y. Lee and
C. J. Poulsen

Fig. 4. Response of vapor transports and tropospheric relative humidity to orbital changes. **(a–b)** Difference in zonal-average June–July–August atmospheric meridional vapor transport ($\text{g kg}^{-1} \text{ms}^{-1}$) by (a) all processes (mean meridional + stationary eddies + transient eddies) and through (b) transient eddies between experimental sets. Results from ΔTOTAL and ΔMA experiments are shown in red and black line, respectively. Positive values represent an increase in the northward vapor transport or a reduction in the southward vapor transport. **(c–d)** Difference maps in lower tropospheric (700 mb) June–July–August relative humidity (%) as a result of a increase in vapor tranport in (c) ΔTOTAL and (d) ΔMA . The polar projection map begins at 30° N and the contour interval is 4%.

Title Page

Abstract

Introduction

Conclusions

References

Tables

Figures

◀

▶

◀

▶

Back

Close

Full Screen / Esc

Printer-friendly Version

Interactive Discussion

