



HAL
open science

A re-evaluation of the ClO/Cl₂O₂ equilibrium constant based on stratospheric in-situ observations

M. von Hobe, J.-U. Grooss, R. Müller, S. Hrechanyy, U. Winkler, F. Stroh

► **To cite this version:**

M. von Hobe, J.-U. Grooss, R. Müller, S. Hrechanyy, U. Winkler, et al.. A re-evaluation of the ClO/Cl₂O₂ equilibrium constant based on stratospheric in-situ observations. *Atmospheric Chemistry and Physics*, 2005, 5 (3), pp.693-702. hal-00295630

HAL Id: hal-00295630

<https://hal.science/hal-00295630>

Submitted on 18 Jun 2008

HAL is a multi-disciplinary open access archive for the deposit and dissemination of scientific research documents, whether they are published or not. The documents may come from teaching and research institutions in France or abroad, or from public or private research centers.

L'archive ouverte pluridisciplinaire **HAL**, est destinée au dépôt et à la diffusion de documents scientifiques de niveau recherche, publiés ou non, émanant des établissements d'enseignement et de recherche français ou étrangers, des laboratoires publics ou privés.

A re-evaluation of the ClO/Cl₂O₂ equilibrium constant based on stratospheric in-situ observations

M. von Hobe, J.-U. Groöß, R. Müller, S. Hrechanyy, U. Winkler, and F. Stroh

Institut für Chemie und Dynamik der Geosphäre I: Stratosphäre (ICG-I), Forschungszentrum Jülich, Jülich, Germany

Received: 3 August 2004 – Published in Atmos. Chem. Phys. Discuss.: 7 September 2004

Revised: 14 February 2005 – Accepted: 18 February 2005 – Published: 2 March 2005

Abstract. In-situ measurements of ClO and its dimer carried out during the SOLVE II/VINTERSOL-EUPLEX and ENVISAT Validation campaigns in the Arctic winter 2003 suggest that the thermal equilibrium between the dimer formation and dissociation is shifted significantly towards the monomer compared to the current JPL 2002 recommendation. Detailed analysis of observations made in thermal equilibrium allowed to re-evaluate the magnitude and temperature dependence of the equilibrium constant. A fit of the JPL format for equilibrium constants yields $K_{EQ}=3.61 \times 10^{-27} \exp(8167/T)$, but to reconcile the observations made at low temperatures with the existing laboratory studies at room temperature, a modified equation, $K_{EQ}=5.47 \times 10^{-25} (T/300)^{-2.29} \exp(6969/T)$, is required. This format can be rationalised by a strong temperature dependence of the reaction enthalpy possibly induced by Cl₂O₂ isomerism effects. At stratospheric temperatures, both equations are practically equivalent. Using the equilibrium constant reported here rather than the JPL 2002 recommendation in atmospheric models does not have a large impact on simulated ozone loss. Solely at large zenith angles after sunrise, a small decrease of the ozone loss rate due to the ClO dimer cycle and an increase due to the ClO-BrO cycle (attributed to the enhanced equilibrium ClO concentrations) is observed, the net effect being a slightly stronger ozone loss rate.

1 Introduction

ClO and its dimer (Cl₂O₂) are the key species involved in the most important ozone destruction cycle in the cold polar winter stratosphere (Molina and Molina, 1987):



Correspondence to: M. von Hobe
(m.von.hobe@fz-juelich.de)

with

$$K_{EQ} = [\text{Cl}_2\text{O}_2]/[\text{ClO}]^2 \quad (1)$$



While at small solar zenith angles the forward reaction of (R1) and dimer photolysis (R2) dominate and k_f and J control both the partitioning between ClO and Cl₂O₂ and the overall rate of the catalytic cycle, the thermal equilibrium (1) of Reaction (R1) controls the ClO/Cl₂O₂ partitioning at night.

The equilibrium constant K_{EQ} depends inversely on temperature. K_{EQ} has been quantified in numerous laboratory studies (e.g. Cox and Hayman, 1988; Horowitz et al., 1994; Nickolaisen et al., 1994), but all were carried out at temperatures above those prevailing in the stratosphere. The current recommendation (Sander et al., 2003, referred to as JPL 2002 hereafter) extrapolates these studies to stratospheric temperatures. However, substantial evidence exists that this procedure does not yield realistic values for K_{EQ} . Higher ClO concentrations at night than can be explained by the JPL 2002 equilibrium constant have been reported in several studies (Glatthor et al., 2004; Pierson et al., 1999; Ricaud et al., 2004; von Clarmann et al., 1997). Avallone and Toohey (2001) give a lower estimate of K_{EQ} compared to JPL 2002 employing Eq. (1) on field measurements of ClO and estimated Cl₂O₂ concentrations based on the total amount of active chlorine calculated from tracer correlations and assuming total activation. The only previous study based on simultaneous observations of ClO and Cl₂O₂ (Stimpfle et al., 2004) also makes a strong case, that JPL 2002 overestimates K_{EQ} at stratospheric temperatures: night-time observations are reproduced most accurately by models using the

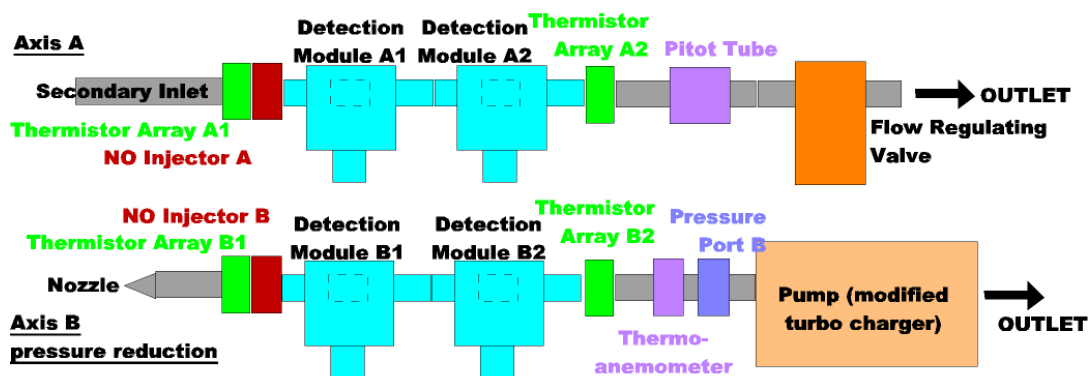


Fig. 1. Outline of the HALOX instrument. Modules A1 and B1 detect chlorine, A2 and B2 bromine.

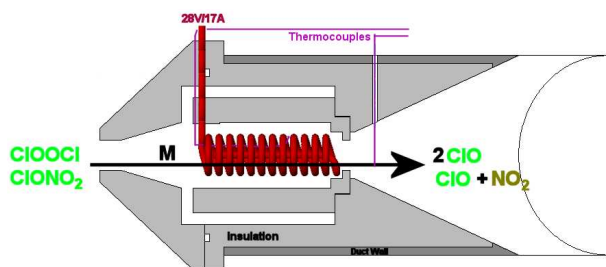


Fig. 2. Schematic of the heated inlet.

Avallone and Toohey estimate (Avallone and Toohey, 2001) for K_{EQ} . Finally, a recent laboratory study presented by Plenge et al. (2004b)¹ using photoionisation mass spectrometry yields a parameterisation giving even lower values for K_{EQ} compared to Avallone and Toohey (2001).

During the Arctic winter 2002/2003, we carried out simultaneous in-situ measurements of ClO and Cl₂O₂. Based on observations made in darkness, we report a new parameterisation for K_{EQ} that lies significantly below JPL 2002 and most other previous studies mentioned above. Possible reasons for these discrepancies are discussed, and an attempt is made to identify possible problems with the extrapolation of the laboratory determinations of K_{EQ} (Cox and Hayman, 1988; Horowitz et al., 1994; Nickolaisen et al., 1994) to stratospheric temperatures, that might explain the discrepancies between K_{EQ} deduced from the observations and the value recommended in JPL 2002. Furthermore, possible implications of the reduced K_{EQ} for the chemistry of the polar stratosphere in general and ozone loss rates in particular are discussed.

¹Plenge, J., Kühl, S., Vogel, B., Müller, R., Stroh, F., von Hobe, M., Flesch, R., and Rühl, E.: Bond strength of the ClO dimer, J. Phys. Chem., submitted, 2004b.

2 Observations

Measurements of ClO and Cl₂O₂ were carried out during the SOLVE II/VINTERSOL-EUPLEX and ENVISAT Validation campaigns from January to March 2003, utilising the HALOX instrument situated in a pod under the left wing of the stratospheric research aircraft M55-Geophysica. For the study of the ClO/Cl₂O₂ equilibrium, only observations made under equilibrium conditions (cf. Sect. 3) were used, which include data from six flights carried out between 19 January and 2 March. The temperatures encountered during these flights range from 191 to 212 K.

The HALOX instrument employs the chemical conversion resonance fluorescence (CCRF) technique for measuring ClO described by Brune et al. (1989). NO is added to the sampled air via needle arrays placed in each measurement duct in order to produce chlorine atoms via the fast reaction ClO+NO→Cl+NO₂. The chlorine atoms are detected by resonance fluorescence at 118.9 nm, using low pressure gas discharge lamps containing trace amounts of chlorine in 5hPa helium as light source and VUV photomultiplier tubes (EMR 541J-09-17) as detectors. The NO addition is switched on and off in cycles of 10 to 20 s, and the ClO concentration is calculated from the ratio of the fluorescence signal to the intensity of the background light scatter, correcting for the ClO to Cl conversion efficiency, which is calculated based on NO and O₃ concentrations, flow rate, temperature and pressure using FACSIMILE and is typically about 80 to 90%. As shown in Fig. 1, HALOX consists of two parallel measurement ducts. The open duct A, in which the flow velocity is regulated to within 10–20 m s⁻¹ by a butterfly valve (MKS 253B), is used to measure ClO with a detection limit of 5 ppt and an accuracy of approximately 15%. To improve precision, 3 to 10 NO addition cycles are averaged. Error limits for [ClO] are computed taking into account accuracy and the standard error resulting from data averaging. In measurement duct B, which is pumped to decrease the pressure inside by about 40%, the sum of ClO and Cl₂O₂ is measured after thermal dissociation of the dimer in a heated inlet nozzle

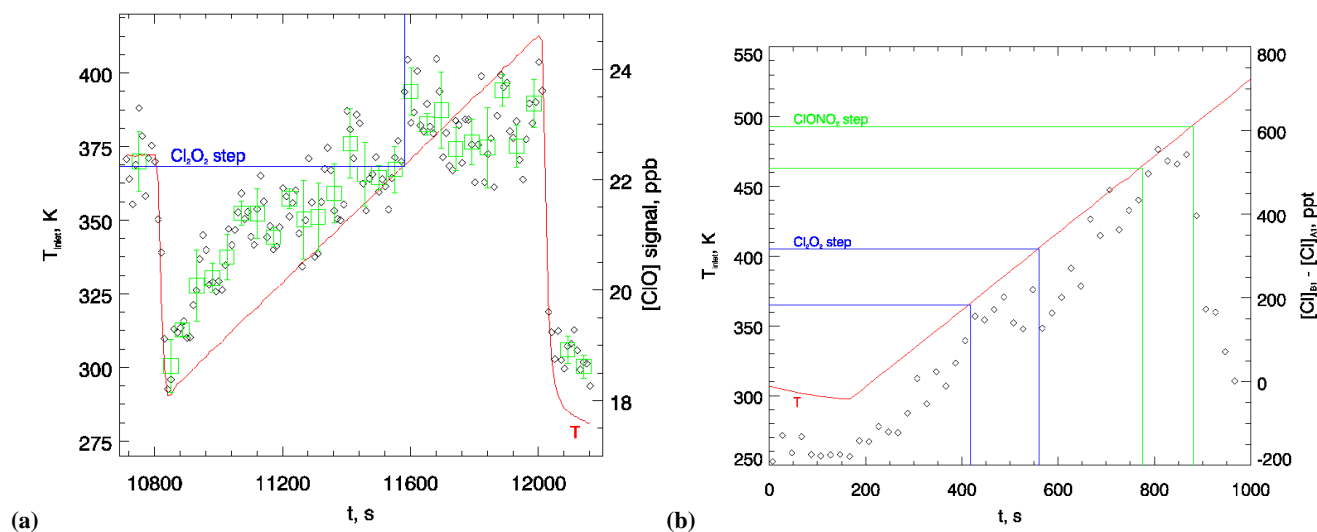


Fig. 3. ClO concentration from resonance fluorescence signal against inlet temperature for a temperature ramp obtained (a) under laboratory conditions and (b) during a EUPLEX flight on 23 January 2003. Each black diamond represents one individual measurement (i.e. one NO addition cycle); green squares in (a) represent averages over 5 K temperature intervals, error bars representing 1σ . Note, that under flight conditions, the natural variability of ClO and Cl₂O₂ does contribute to the signal.

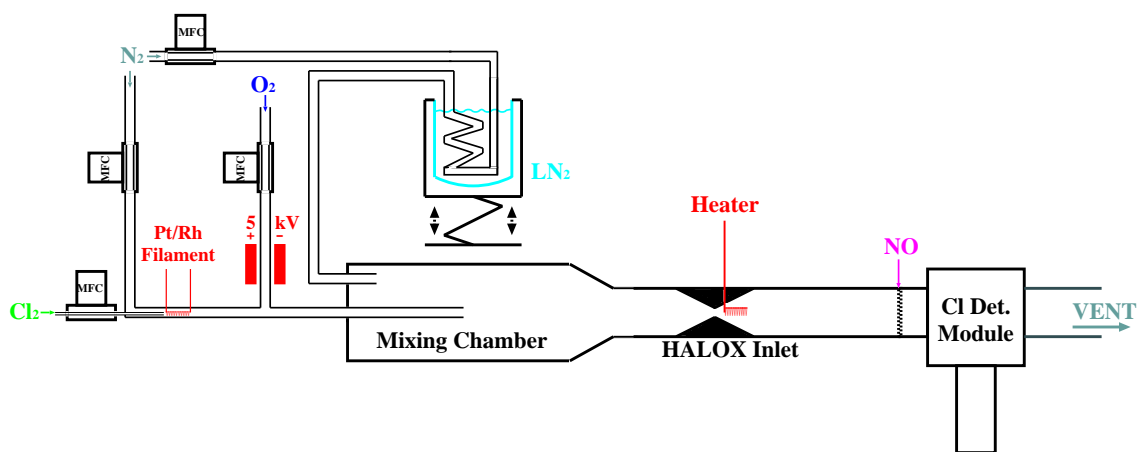


Fig. 4. Set up of the ClO-dimer validation/calibration system. All gas flows are regulated by mass flow controllers (MFCs). Temperatures are measured at the inlet heater, at the NO injector and directly behind the chlorine detection module. Pressure and flow velocity are also measured directly behind the detection module. A butterfly valve placed at the HALOX exhaust regulates the flow to maintain a constant pressure inside the measurement duct.

depicted in Fig. 2. As the temperature, measured by a thermocouple placed behind the inlet, is raised, an increasing amount of Cl₂O₂ (if present) dissociates and the signal increases until reaching a constant level at about 370 K where therefore dimer dissociation may be assumed to be complete, as demonstrated in Fig. 3. Because in this way in duct B the sum of 2 Cl₂O₂+ClO is measured, to extract the Cl₂O₂ concentration present in the atmosphere, the ClO background has to be subtracted. This is done using the ClO measurement of duct A, which is compared to the signal in duct B at regular intervals without heating. ClO measurements in

ducts A and B agreed to within 5–10% indicating that no radicals are lost in the cold nozzle. Small differences (<20%) observed during some flights (that could usually be traced to ambiguous lamp calibration parameters) were corrected for by scaling the measurements of the two ducts using average values of simultaneous ClO measurements. The accuracy of the Cl₂O₂ measurement results from the propagation of the accuracies of A and B and depends to some extent on the relative amounts of ClO and Cl₂O₂ present. Typically it lies around 20–30%. If the inlet temperature is raised to above 410 K, the ClO signal starts to increase again due to

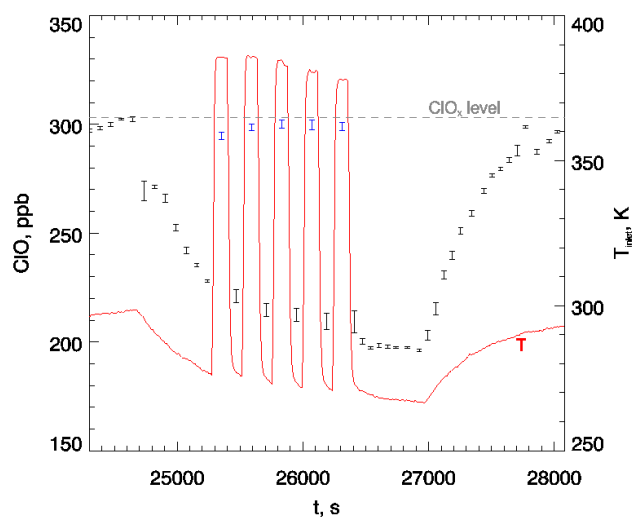


Fig. 5. Laboratory test ($P_{\text{duct}}=80$ hPa) of dimer conversion efficiency of the heated inlet. Error bars represent the standard error of the mean for one minute averages (equivalent to six NO addition cycles), blue colour indicates that the temperature (red line) of the inlet heater was at the dimer dissociation temperature ($363 \text{ K} < T < 383 \text{ K}$). The dashed line indicates the reference ClO concentration measured without cooling or heating.

dissociation of chlorine nitrate, ClONO₂ (Fig. 3b). Laboratory tests have shown that less than 1% of any ClONO₂ present dissociates at 390 K, so that an overestimation of the Cl₂O₂ concentration due to a possible contribution of ClONO₂ can be ruled out unless [ClONO₂] \gg [Cl₂O₂]. During SOLVE II/VINTERSOL-EUPLEX and the ENVISAT validation campaign, the inlet heater was cycled between the dimer and ClONO₂ dissociation temperatures, with occasional periods of no heating to check the consistency between ducts A and B.

The conversion efficiency of the inlet heater with respect to Cl₂O₂ has been tested in the laboratory employing the system shown in Fig. 4. Molecular chlorine (5% in He) is dissociated by an ohmically heated Pt/Rh filament, and the chlorine atoms are converted to ClO by reaction with ozone produced by flowing molecular oxygen gas through a high voltage field. The ozone concentration in the system was monitored by UV spectrophotometer and found to be around 1 ppm at the point of NO injection. This ClO source was shown to be stable over the timescales of the experiments (up to 2 h). The ClO is diluted with molecular nitrogen and directed through the unheated inlet into HALOX duct B, which on the exhaust side is connected to a vacuum line containing a butterfly valve (MKS 253B) used to regulate the pressure inside the system. The residence time in the mixing chamber (i.e. between injection of ClO into the nitrogen gas stream and passage of the inlet heater) is between 0.5 and 1 s. When the nitrogen is cooled by immersing the supply line into a dewar filled with liquid nitrogen, the fluorescence signal pro-

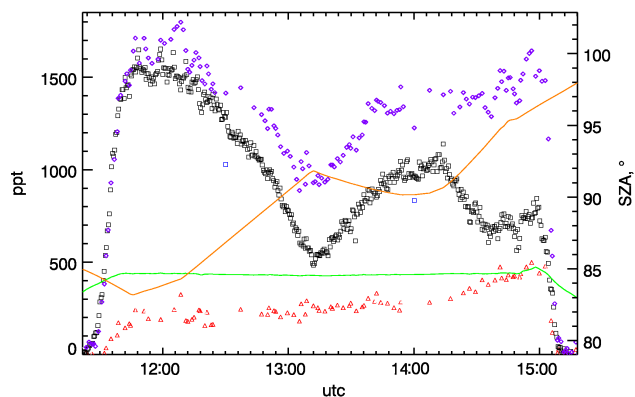


Fig. 6. Time series of ClO (black squares: duct A, blue squares: duct B), Cl₂O₂ (red triangles) and ClO_x (purple diamonds; from duct B) measured on 30 January 2003. Also shown are potential temperature theta (green line) and solar zenith angle (orange line).

duced by the ClO decreases; when the inlet heater is turned to 100°C, the fluorescence signal returns quantitatively as illustrated in Fig. 5. We ascribe this to formation of Cl₂O₂ upon cooling, and dissociation in the heated inlet. However, a small proportion of ClO may be removed by wall loss, especially at low pressures and flow rates. Turning the inlet heater on while the calibration gas is not cooled does not affect measured ClO concentration. The laboratory studies do not suggest any problems with incomplete dimer conversion in the heated inlet. A lower limit for the conversion efficiency is estimated to 80% based on the accuracy and precision of the laboratory measurements. The combined error limits given for [Cl₂O₂] measured during the flights incorporate the uncertainty of the conversion efficiency together with the accuracy and the standard error estimated from data averaging. One potential problem detected during the laboratory tests was the release of unknown impurities (probably of organic nature) from one of the thermal insulation materials, which results in quenching of the chlorine radicals in the measurement duct following NO injection. As this effect was only observed at heater coil surface temperatures above 600 K, which were virtually never reached during the ClO and Cl₂O₂ temperature steps, it is not believed to depreciate the ClO and Cl₂O₂ measurements. However, coil temperatures well above 600 K often existed for the ClONO₂ measurements, which explains the sharp drop in signal intensity seen in Fig. 3b at inlet temperatures above 480 K. For this reason, a number of ClO or Cl₂O₂ data points following each ClONO₂ temperature step was discarded, depending on how far 600 K was exceeded during the preceding step.

Figure 6 shows the results for an afternoon flight (30 January 2003), in which the same air masses probed on the out-bound leg were resampled during the return leg. This flight nicely illustrates, how the ClO monomer is slowly reacting into the dimer as the solar zenith angle (SZA) increases.

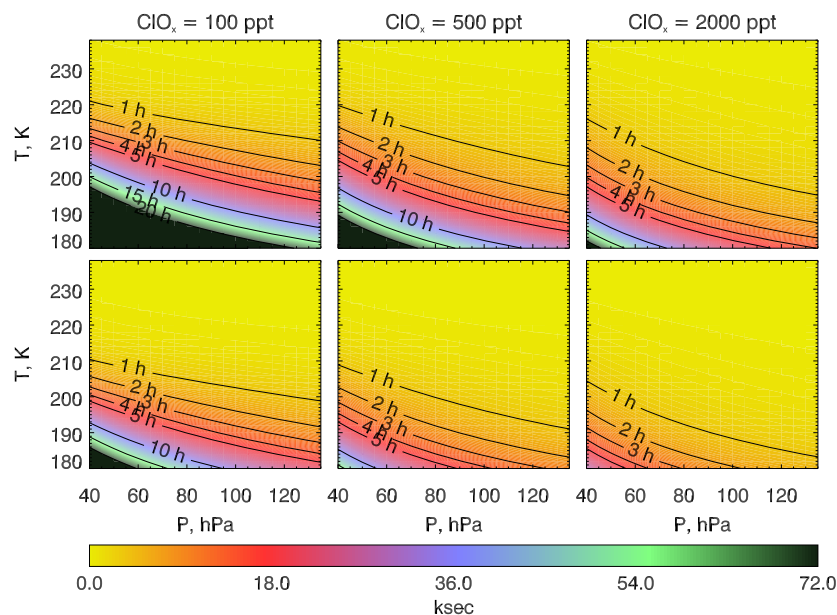


Fig. 7. Relaxation time of the ClO/Cl₂O₂ system into thermal equilibrium ($[\text{Cl}_2\text{O}_2]/[\text{ClO}]^2 > 0.8 K_{EQ}$), as it depends on temperature and pressure for three different ClO_x concentrations, assuming $[\text{ClO}] = [\text{ClO}_x]$ and $[\text{Cl}_2\text{O}_2] = 0$ at $t = 0$. Results are shown for both the JPL 2002 equilibrium constant (top panels) and the equilibrium constant inferred from the EUPLEX data (bottom panels).

Temperature measurements were carried out by the Central Aerological Observatory, Russia, employing Rosemount sensors (estimating the maximum error to ± 0.6 K), while static pressure was taken from the UCSE aircraft system. SZA is calculated using position and geometric altitude data provided by the onboard GPS system together with the exact time.

3 Derivation of the ClO/Cl₂O₂ equilibrium constant

The equilibrium constant of Reaction (R1) can be inferred from observations using Eq. (1). However, this relation is valid only when ClO and Cl₂O₂ are in equilibrium, and the rate of dimer photolysis (R2) is zero. This is usually the case at night when the excess ClO monomer produced photochemically during daytime has relaxed back into thermal equilibrium. The relaxation time needed for the active chlorine species (ClO_x = ClO + 2Cl₂O₂) to go from the point where practically all ClO_x is in the form of ClO to ClO/Cl₂O₂ equilibrium strongly depends on temperature, pressure and ClO_x concentration (Fig. 7). Measurements of these parameters are used to calculate the relaxation time for the EUPLEX and ENVISAT validation data points. Strictly, ClO and its dimer are assumed to be in equilibrium when the relaxation time calculated using the JPL 2002 equilibrium constant is smaller than the time elapsed since the dimer photolysis rate (with the rate constant J parameterised as a function of zenith angle and altitude using Cl₂O₂ absorption cross sections according to Burkholder et al., 1990) fell below 10% of the thermal decomposition rate (k_b calculated using JPL 2002

recommendations for K_{EQ} and k_f). The time in darkness is calculated along back trajectories based on ECMWF wind fields. Because this “strict” equilibrium criterion limits the data base to only a few points from three flights, a second, “soft” equilibrium criterion is installed that allows including more points. For this criterion, equilibrium is assumed when the relaxation time calculated using the new equilibrium constant inferred from our observations (cf. below) is smaller than the time elapsed since the dimer photolysis rate fell below 1/3 of the thermal decomposition rate, which is not unrealistic given that relaxation into equilibrium usually starts well before sunset (cf. Fig. 6). With the soft equilibrium criterion, data from six flights qualify for the thermal equilibrium situation. For each data point obeying the soft but not the strict equilibrium criterion, a maximum equilibrium $[\text{Cl}_2\text{O}_2]/[\text{ClO}]^2$ ratio is also computed given how far the amount of ClO_x present would have progressed from an all monomer situation towards the JPL 2002 equilibrium during the time passed since $J < 0.1k_b$.

The temperature dependence of K_{EQ} is given by the Van’t Hoff equation:

$$\frac{d \ln K}{dT} = \frac{\Delta H^\theta}{RT^2} \quad \text{or} \quad \frac{d \ln K}{d(1/T)} = \frac{-\Delta H^\theta}{R}. \quad (2)$$

If ΔH^θ is assumed to be independent of T , integration yields:

$$K_{EQ} = A \exp(B/T) \quad \text{with} \quad B = -\Delta H^\theta/R. \quad (3)$$

The inferred values for K_{EQ} are plotted against $1/T$ in Fig. 8. Initially (Fig. 8a), least squares fits of $\ln(K_{EQ})$ against $1/T$

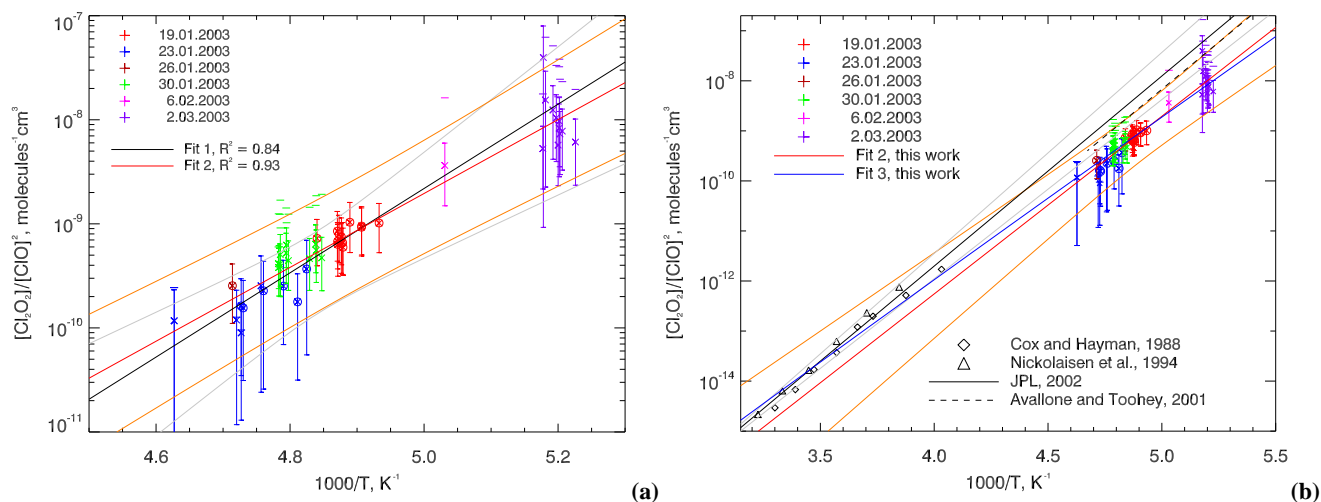


Fig. 8. (a) Van't Hoff plot of EUPLEX data for which thermal equilibrium can be assumed. Data points framed by a circle obey the strict equilibrium rule, horizontal bars above the soft rule points give the maximum equilibrium $[\text{Cl}_2\text{O}_2]/[\text{ClO}]^2$ ratio for these data (see text for explanation). Fits 1 and 2 are linear least squares fits of $\ln([\text{Cl}_2\text{O}_2]/[\text{ClO}]^2)$ against $1/T$ according to Eq. (3) for the strict equilibrium data and all data points, respectively. Uncertainty estimates (grey/orange) take into account error bars on the data and error estimates of the fitting parameters (3σ). (b) Expanded Van't Hoff plot from (a) with laboratory measurements and K_{EQ} values proposed in the literature for comparison. Fit 2 is the same as in (a), fit 3 employs Eq. (4). Functions and parameters for all fits are summarised in Table 1.

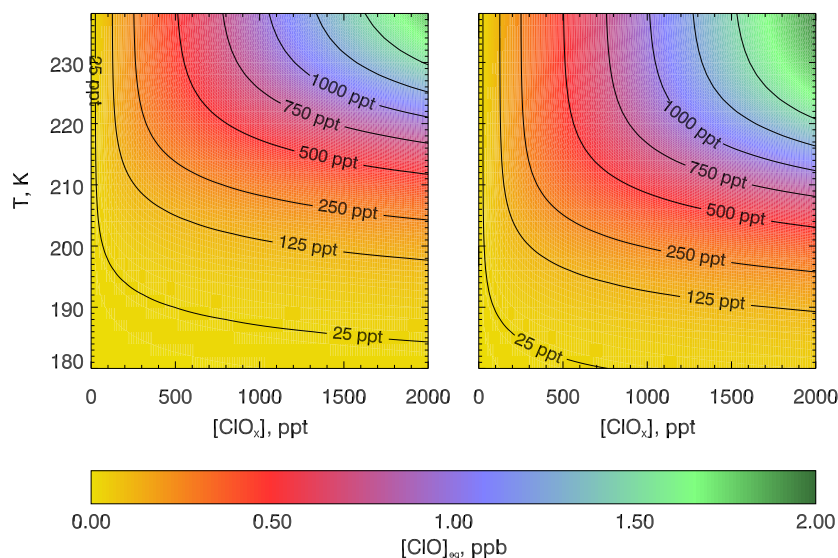


Fig. 9. Equilibrium ClO concentration as a function of temperature and ClO_x for the JPL 2002 equilibrium constant (left panel) and the equilibrium constant inferred from fit 2 in this study (right panel).

were carried out separately for both, the points satisfying the strict equilibrium and the soft equilibrium criteria. Because there are no points at temperatures below 200 K satisfying the “strict equilibrium” rule, the statistically more significant fit to “soft equilibrium” data was used in the following analysis, which is justified through the observation, that points obeying only the soft equilibrium criterion are not significantly lower (as would be expected if photolysis effects were

still significant) than those obeying the strict one and the fits agree within uncertainty limits.

At stratospheric temperatures, K_{EQ} derived from our observations lies below the JPL 2002 recommendation by a factor of 4 to 7 and below the estimate given by Avallone and Toohey (2001) by a factor of 2 to 4 (Fig. 8b). Irrespective of any potential errors in our Cl₂O₂ measurements discussed above, the notion that these two literature values

Table 1. Functions for the T dependence of K_{EQ} fitted to observations in Fig. 8.

Fit	$K_{EQ} =$
JPL 2002	$1.27 \times 10^{-27} \exp(8744/T)$
Fit 1: “strict” eq. criterion, Eq. (3)	$1.22 \times 10^{-29} \exp(9327/T)$
Fit 2: “soft” eq. criterion, Eq. (3)	$3.61 \times 10^{-27} \exp(8167/T)$
Fit 3: “soft” eq. criterion, Eq. (4b)	$5.47 \times 10^{-25} (T/300)^{-2.29} \exp(6969/T)$

both overestimate K_{EQ} is supported by the observation that the theoretical amount of ClO_x inferred from our measured ClO would be as high as 7.2 and 4.3 ppb, respectively, for the JPL 2002 and Avallone and Toohey (2001) estimates of K_{EQ} . Even if all available chlorine was activated, such values are clearly larger than can be reconciled with the present day stratospheric chlorine loading (WMO, 2003). The reason for the obvious discrepancy of our observations and inferred K_{EQ} with these studies can not be resolved at this time. As stated above, equilibrium may have been not fully established for some of our measurements, and the large uncertainty resulting from the various error sources does encompass the Avallone and Toohey (2001) estimate for K_{EQ} , which they state to be an upper limit. Previous observations of ClO and Cl₂O₂ (Stimpfle et al., 2004) also suggest a slightly lower value for K_{EQ} compared to Avallone and Toohey (2001) at least at the lowest observed temperatures, but lie still above our inferred K_{EQ} . The agreement between the derived K_{EQ} and a recent laboratory study using a completely independent method (Plenge et al., 2004b¹) is very good given the uncertainties of both employed experimental techniques.

The discrepancy between the stratospheric observations and the laboratory studies on which the JPL 2002 recommendation is based (Cox and Hayman, 1988; Nickolaisen et al., 1994) is reduced, if we integrate the Van’t Hoff equation under the assumption that ΔH^θ depends linearly on T . In this case we obtain

$$K_{EQ} = A T^n \exp(-\Delta H^{\theta 0}/RT), \quad (4a)$$

which can be expressed in the more convenient form

$$K_{EQ} = A'(T/300)^n \exp(B/T)$$

with

$$A' = A \cdot 300^n \quad \text{and} \quad B = -\Delta H^{\theta 0}/R. \quad (4b)$$

A three parameter fit of Eq. (4) through both our observations and the laboratory data, brings them to better agreement (fit 3 in Fig. 8b). Because the three fitting parameters in a function of this form are highly correlated, their individual uncertainty is rather large.

Reaction enthalpies do indeed depend on temperature, but this effect is small and negligible for most reactions. For

the ClO/Cl₂O₂ equilibrium, a recent study estimates the T -exponent $n = -0.29$ (Plenge et al., 2004b¹). The temperature dependence implied by $n = -2.29$ is higher, although it still agrees within its uncertainty given by the fit. Another possible explanation for this effect is the formation of different isomers of Cl₂O₂, which has been suggested in numerous theoretical (Fangstrom et al., 1998; Golden, 2003; Han et al., 1998; Lee et al., 1992; Li and Ng, 1997; McGrath et al., 1990; Stanton et al., 1991; Zhu and Lin, 2003) and experimental (Jacobs et al., 1994; Müller and Willner, 1992; Plenge et al., 2004a; Schwell et al., 1996) studies on the stability of the three stable Cl₂O₂ isomers, namely chlorine peroxide (ClOOC), chloryl chloride (ClClO₂) and chlorine chlorite (ClOCIO). Slanina and Uhlík have presented calculations showing that the relative stabilities of the Cl₂O₂ isomers and hence the composition of the equilibrium isomeric mixture depends on temperature (Slanina and Uhlík, 1991b), and that this has direct effects on the temperature dependence of K_{EQ} (Slanina, 1992; Slanina and Uhlík, 1991a). They present yet another functional form to extrapolate the laboratory observations of K_{EQ} also resulting in a reduced value compared to the JPL 2002 recommendation at stratospheric temperatures (Slanina, 1992).

Regardless of any hypothetical physical explanation for the observed behaviour of the temperature dependence of K_{EQ} , it is obvious that the JPL 2002 recommendation for K_{EQ} should be adjusted downwards. In the temperature range prevailing in the lower stratosphere, fits 2 and 3 to the observations yield very similar values, and any of the resulting functions (Table 1) can be used in atmospheric models. Fit 2 is used in the following, because it obeys the given JPL 2002 format for the temperature dependence of equilibrium constants and thus only the fitting parameters A and B need to be modified. The difference of this fit to JPL 2002 ranges from a factor 4 at 225 K to a factor 7 at 190 K.

4 Implications

Figure 9 shows how changing K_{EQ} from the JPL 2002 recommendation to the new value greatly increases predicted night-time ClO concentrations. However, the effect on ozone loss rates is expected to be small, because during sunlit hours, when ozone depleting catalytic cycles are effective,

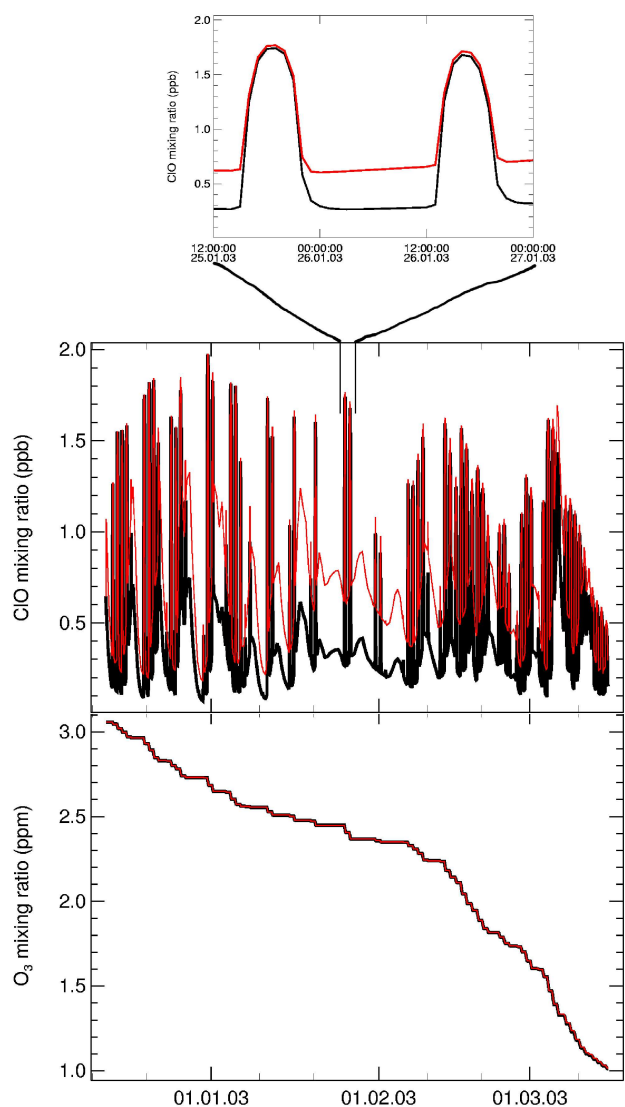
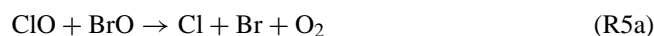


Fig. 10. Simulated ClO (top panels) and O₃ (bottom panel) along a sample trajectory using K_{EQ} values from JPL 2002 (black) and according to Fit 2 (red).

the ClO concentration is controlled almost entirely by the balance between the dimer formation Reaction (R1) and dimer photolysis (R2). This is confirmed by chemistry calculations using the CLaMS model (McKenna et al., 2002) along an example trajectory from 12 December 2002 to 15 March 2003 that remained in the vortex for the whole simulation period and exhibited particularly strong ozone depletion. The model was initialised from a 3-D CLaMS simulation performed for the winter, i.e. 3.2 ppb Cl_y and 22 ppt Br_y (Groß et al., 2004). As Fig. 10 shows, using K_{EQ} from fit 2 compared to JPL 2002 significantly alters the ClO_x partitioning only at night. However, accumulated ozone loss over this period, also depicted in Fig. 10, is virtually unaffected.

A borderline case occurs under twilight conditions at large solar zenith angles, when there is still enough light for chemical ozone loss to occur but ClO is already appreciably affected by the K_{EQ} re-evaluation. Under these conditions, the elevated ClO concentrations cause the rate of another strong ozone destroying catalytic cycle, the ClO-BrO cycle (McElroy et al., 1986),



to increase by promoting Reaction (5). The ClO-BrO cycle is the second most important catalytic cycle under polar conditions (e.g. Salawitch et al., 1993), and becomes unproportionally more important at large zenith angles because BrCl is photolysed at longer wavelength compared to Cl₂O₂ (Sander et al., 2003). To study the diurnal dependence of the partitioning between ClO and its dimer and the resulting ozone depletion due to both catalytic cycles, a 2-day simulation (1–3 February) for an air parcel at a constant location and temperature was performed. It was initialised with 22 ppt Br_y and 3.1 ppb Cl_y and an almost complete chlorine activation of 88% as in the trajectory simulation explained above. For this case the ozone depletion rate and its contribution from the ClO-BrO cycle (R5–R8) and the ClO dimer cycle (R1–R4) has been evaluated both for the equilibrium constant from fit 2 suggested here and from JPL 2002. Figure 11 shows the results for 60° N and 195 K temperature on the 500 K potential temperature level. At zenith angles between about 85° and 95°, particularly just after sunrise when ClO is determined almost entirely by the thermal equilibrium, the choice of K_{EQ} causes a significant change in ozone loss rates (Fig. 12). At zenith angles greater than 90°, enhanced ozone loss is observed which can be attributed to a faster rate of the ClO-BrO catalytic cycle caused by the elevated ClO concentrations. At solar zenith angles less than 90°, the dimer cycle dominates ozone loss and the reduced concentration of ClO dimer caused by the equilibrium shift causes this cycle to proceed slower, resulting in less ozone loss (positive difference in dO₃/dt in Fig. 12).

While we find here that the overall ozone loss is not strongly affected by the magnitude of K_{EQ} , a temperature dependent branching ratio of the ClO association reaction into different isomers could have a large impact. While the ClOOCl photolysis proceeds mainly according to Reaction (2) with only a minor proportion going back to two ClO radicals, the other two stable isomers, ClClO₂ and ClOCIO,

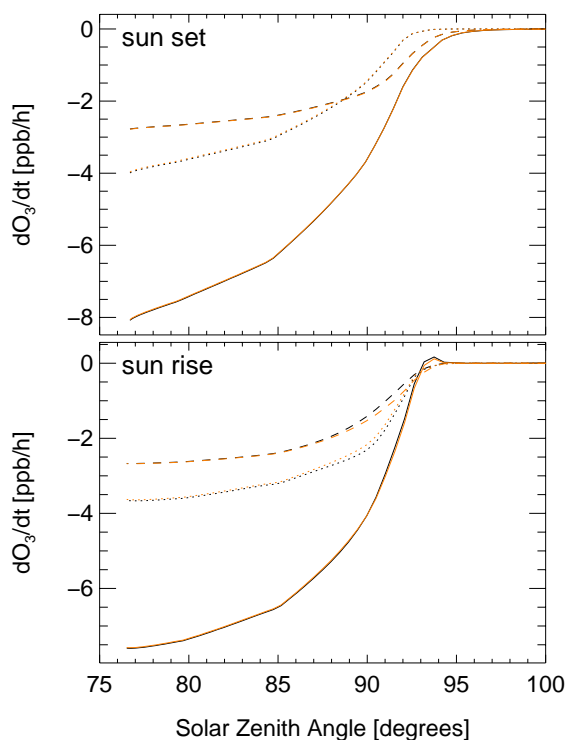


Fig. 11. Dependency of the overall ozone loss rate (solid lines) and ozone loss attributed to the ClO-dimer (dotted lines) and ClO-BrO (dashed lines) catalytic cycles on SZA for K_{EQ} from JPL 2002 (black) and according to Fit 2 (red) at sunrise and sunset for 60° N, $T=195$ K on the 500 K potential temperature level.

could photolyse to different products, including Cl+OCIO, where OCIO in turn photolyses to ClO and an oxygen atom. As in this case the removal of one odd oxygen by the Cl radical is matched by the production of an oxygen radical, this results in a null cycle that does not destroy ozone. This means that if the presence of different isomers of Cl₂O₂ is indeed the correct explanation for the behaviour of the equilibrium constant, the consequence would be a reduced ozone loss in the ClO dimer cycle, especially at low temperatures.

5 Conclusions

We have presented simultaneous observations of ClO and its dimer (Cl₂O₂). Based on these measurements we deduce the thermal equilibrium constant K_{EQ} for the equilibrium between ClO and Cl₂O₂. Different parameterisations are given (Table 1) using the standard format used by the JPL evaluation panel (Sander et al., 2003) as well as a modified format that attempts to reconcile the field observations with available laboratory studies. All parameterisations predict much lower values for K_{EQ} than recommended by JPL 2002. Using the lower K_{EQ} value in the CLaMS chemistry model leads to enhanced ozone loss due to the ClO-BrO cat-

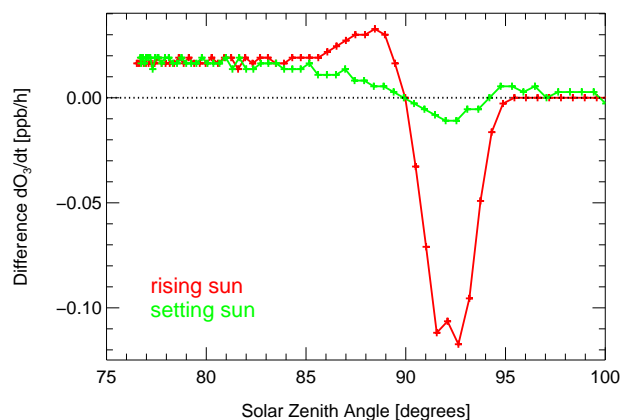


Fig. 12. Change of ozone loss rate induced by using K_{EQ} according to Fit 2 instead of JPL 2002 recommended K_{EQ} . Shown is the difference of the solid lines in Fig. 11 (positive values of dO_3/dt mean greater ozone loss for the JPL 2002 recommendation).

alytic cycle at zenith angles between 90° and 95° and reduced ozone loss between 85° and 90° due to a decrease in the rate of the ClO dimer cycle. However, these changes are not significant in the context of the overall ozone loss over time periods of several days or longer.

To further reduce the uncertainty of the estimate given for K_{EQ} , more simultaneous measurements of ClO and Cl₂O₂ are desirable, especially just before sunrise, when the ClO/Cl₂O₂ equilibrium is well established. The formation of different isomers of Cl₂O₂ as one possible explanation for the observed behaviour and the potential impact on ozone loss warrants further studies on this issue.

Acknowledgements. The authors are grateful to MDB and the crew of the M-55 Geophysica for their support during the campaigns, to Genrich Shur for providing temperature data, to H. Schlager from DLR Oberpfaffenhofen, T. Peter and G. Koch from ETH Zürich and R. Salawitch from JPL for their assistance in flight planning, and to ECMWF for meteorological analyses. We thank D. Toohey for valuable comments on the manuscript. VINTERSOL-EUPLEX is funded through the EC grant EUK2-CT-2001-00119. We acknowledge the HGF Vernetzungsfond, the Bundesministerium für Bildung und Forschung (BMBF) and ESA for funding of the ENVISAT-Validation flights and instrument integration costs.

Edited by: K. S. Carslaw

References

- Avallone, L. M. and Toohey, D. W.: Tests of halogen photochemistry using in situ measurements of ClO and BrO in the lower polar stratosphere, *J. Geophys. Res.-A*, 106 (D10), 10 411–10 421, 2001.
- Brune, W. H., Anderson, J. G., and Chan, K. R.: In situ Observations of ClO in the Antarctic – ER-2 Aircraft Results From 54° S to 72° S Latitude, *J. Geophys. Res.-A*, 94(D14), 16 649–16 663, 1989.

- Cox, R. A. and Hayman, G. D.: The Stability and Photochemistry of Dimers of the ClO Radical and Implications For Antarctic Ozone Depletion, *Nature*, 332 (6167), 796–800, 1988.
- Fangstrom, T., Edvardsson, D., Ericsson, M., Lunell, S., and Enkvist, C.: Density functional study of chlorine-oxygen compounds related to the ClO self-reaction, *Int. J. Quantum Chem.*, 66 (3), 203–217, 1998.
- Glatthor, N., von Clarmann, T., Fischer, H., Funke, B., Grabowski, U., Höpfner, M., Kellmann, S., Kiefer, M., Linden, A., Milz, M., Steck, T., Stiller, G. P., Mengistu Tsidu, G., and Wang, D.-Y.: Spaceborne ClO observations by the Michelson Interferometer for Passive Atmospheric Sounding (MIPAS) before and during the Antarctic major warming in September/October 2002, *J. Geophys. Res.*, 109(D11), doi:10.1029/2003JD004440, 2004.
- Golden, D. M.: Reaction ClO+ClO→ products: Modeling and parameterization for use in atmospheric models, *Int. J. Chem. Kinet.*, 35 (5), 206–211, 2003.
- Groß, J. U., Günther, G., Müller, R., Konopka, P., Bausch, S., Schlager, H., Volk, C. M., and Toon, G. C.: Simulation of denitrification and ozone loss for the Arctic winter 2002/03, *Atmos. Chem. Phys. Discuss.*, 4, 8069–8101, 2004, **SRef-ID: 1680-7375/acpd/2004-4-8069**.
- Han, Y. K., Kim, K. H., Lee, Y. S., and Baeck, K. K.: Energies and structures of isomers of Cl₂O₂ calculated by density functional methods, *Theochem-J. Mol. Struct.*, 431 (1–2), 185–189, 1998.
- Horowitz, A., Crowley, J. N., and Moortgat, G. K.: Temperature-Dependence of the Product Branching Ratios of the ClO Self-Reaction in Oxygen, *J. Phys. Chem.*, 98 (46), 11 924–11 930, 1994.
- Jacobs, J., Kronberg, M., Muller, H. S. P., and Willner, H.: An Experimental-Study On the Photochemistry and Vibrational Spectroscopy of 3 Isomers of Cl₂O₂ Isolated in Cryogenic Matrices, *J. Am. Chem. Soc.*, 116 (3), 1106–1114, 1994.
- Lee, T. J., Rohlfling, C. M., and Rice, J. E.: An Extensive Abinitio Study of the Structures, Vibrational-Spectra, Quadratic Force-Fields, and Relative Energetics of 3 Isomers of Cl₂O₂, *J. Chem. Phys.*, 97 (9), 6593–6605, 1992.
- Li, W. K. and Ng, C. Y.: Gaussian-2 ab initio study of isomeric Cl₂O₂ and Cl₂O₂⁺ and their dissociation reactions, *J. Phys. Chem. A*, 101 (2), 113–115, 1997.
- McElroy, M. B., Salawitch, R. J., Wofsy, S. C., and Logan, J. A.: Reductions of Antarctic Ozone Due to Synergistic Interactions of Chlorine and Bromine, *Nature*, 321 (6072), 759–762, 1986.
- McGrath, M. P., Clemishaw, K. C., Rowland, F. S., and Hehre, W. J.: Structures, Relative Stabilities, and Vibrational-Spectra of Isomers of Cl₂O₂ – the Role of the Chlorine Oxide Dimer in Antarctic Ozone Depleting Mechanisms, *J. Phys. Chem.*, 94 (15), 6126–6132, 1990.
- McKenna, D. S., Groß, J. U., Günther, G., Konopka, P., Müller, R., Carver, G., and Sasano, Y.: A new Chemical Lagrangian Model of the Stratosphere (CLaMS) – 2. Formulation of chemistry scheme and initialization, *J. Geophys. Res.*, 107, doi:10.1029/2000JD000113, 2002.
- Molina, L. T. and Molina, M. J.: Production of Cl₂O₂ From the Self-Reaction of the ClO Radical, *J. Phys. Chem.*, 91 (2), 433–436, 1987.
- Müller, H. S. P. and Willner, H.: Synthesis and Properties of Chloryl Chloride, ClClO₂, *Inorg. Chem.*, 31 (12), 2527–2534, 1992.
- Nickolaisen, S. L., Friedl, R. R., and Sander, S. P.: Kinetics and Mechanism of the ClO+ClO Reaction – Pressure and Temperature Dependences of the Bimolecular and Termolecular Channels and Thermal-Decomposition of Chlorine Peroxide, *J. Phys. Chem.*, 98 (1), 155–169, 1994.
- Pierson, J. M., McKinney, K. A., Toohey, D. W., Margitan, J., Schmidt, U., Engel, A., and Newman, P. A.: An investigation of ClO photochemistry in the chemically perturbed arctic vortex, *J. Atmos. Chem.*, 32 (1), 61–81, 1999.
- Plenge, J., Flesch, R., Köhl, S., Vogel, B., Müller, R., Stroh, F., and Rühl, E.: Ultraviolet Photolysis of the ClO Dimer, *J. Phys. Chem.*, 108, 4859–4863, 2004a.
- Ricaud, P., Lefèvre, F., Berthet, G., et al.: Chlorine activation studies from the ODIN satellite measurements: the arctic and antarctic cases, in: Quadrennial Ozone Symposium, edited by: Zerefos, C. S., Kos, Greece, 1032, 2004.
- Salawitch, R. J., Wofsy, S. C., Gottlieb, E. W., Lait, L. R., Newman, P. A., Schoeberl, M. R., Loewenstein, M., Podolske, J. R., Strahan, S. E., Proffitt, M. H., Webster, C. R., May, R. D., Fahey, D. W., Baumgardner, D., Dye, J. E., Wilson, J. C., Kelly, K. K., Elkins, J. W., Chan, K. R., and Anderson, J. G.: Chemical Loss of Ozone in the Arctic Polar Vortex in the Winter of 1991–1992, *Science*, 261 (5125), 1146–1149, 1993.
- Sander, S. P., Friedl, R. R., Golden, M. M., Kurylo, M. J., Huie, R. E., Orkin, V. L., Moortgat, G. K., Ravishankara, A. R., Kolb, C. E., Molina, M. J., and Finlayson-Pitts, B. J.: Chemical Kinetics and Photochemical Data for Use in Atmospheric Studies, in: Evaluation Number 14, Jet Propulsion Laboratory, Pasadena, 2003.
- Schwell, M., Jochims, H. W., Wassermann, B., Rockland, U., Flesch, R., and Rühl, E.: Ionization energies of ClO and Cl₂O₂, *J. Phys. Chem.*, 100 (24), 10 070–10 075, 1996.
- Slanina, Z.: Dimerization Equilibrium-Constant For the ClO Radical – State-of-the-Art Wide-Temperature-Interval Thermodynamics of Species Related to Ozone Depleting, *Thermochim. Acta*, 196 (2), 467–475, 1992.
- Slanina, Z. and Uhlik, F.: An Estimation of Dimerization Energetics of the ClO Radical, *Chem. Phys. Lett.*, 182 (1), 51–56, 1991a.
- Slanina, Z. and Uhlik, F.: Temperature-Dependence of the Gibbs Energy Ordering of Isomers of Cl₂O₂, *J. Phys. Chem.*, 95 (14), 5432–5434, 1991b.
- Stanton, J. F., Rittby, C. M. L., Bartlett, R. J., and Toohey, D. W.: Low-Lying Isomers of the Chlorine Oxide Dimer – a Theoretical-Study, *J. Phys. Chem.*, 95 (6), 2107–2110, 1991.
- Stimpfle, R. M., Wilmouth, D. M., Salawitch, R. J., and Anderson, J. G.: First measurements of ClOOCl in the stratosphere: The coupling of ClOOCl and ClO in the Arctic polar vortex, *J. Geophys. Res.*, 109, doi: 10.1029/2003JD003811, 2004.
- von Clarmann, T., Wetzel, G., Oelhaf, H., FriedlVallon, F., Linden, A., Maucher, G., Seefeldner, M., Trieschmann, O., and Lefevre, F.: ClONO₂ vertical profile and estimated mixing ratios of ClO and HOCl in winter arctic stratosphere from Michelson interferometer for passive atmospheric sounding limb emission spectra, *J. Geophys. Res.-A*, 102(D13), 16 157–16 168, 1997.
- WMO Scientific Assessment of Ozone Depletion: 2002, WMO Report No. 47, World Meteorological Organization, Switzerland, 2003.
- Zhu, R. S. and Lin, M. C.: Ab initio studies of ClOx reactions, IV. Kinetics and mechanism for the self-reaction of ClO radicals, *J. Chem. Phys.*, 118 (9), 4094–4106, 2003.