



HAL
open science

Study of the heterogeneous reaction of O₃ with CH₃SCH₃ using the wetted-wall flowtube technique

M. Barcellos da Rosa, W. Behnke, C. Zetzsch

► **To cite this version:**

M. Barcellos da Rosa, W. Behnke, C. Zetzsch. Study of the heterogeneous reaction of O₃ with CH₃SCH₃ using the wetted-wall flowtube technique. *Atmospheric Chemistry and Physics*, 2003, 3 (5), pp.1665-1673. hal-00295341

HAL Id: hal-00295341

<https://hal.science/hal-00295341>

Submitted on 18 Jun 2008

HAL is a multi-disciplinary open access archive for the deposit and dissemination of scientific research documents, whether they are published or not. The documents may come from teaching and research institutions in France or abroad, or from public or private research centers.

L'archive ouverte pluridisciplinaire **HAL**, est destinée au dépôt et à la diffusion de documents scientifiques de niveau recherche, publiés ou non, émanant des établissements d'enseignement et de recherche français ou étrangers, des laboratoires publics ou privés.

Study of the heterogeneous reaction of O₃ with CH₃SCH₃ using the wetted-wall flowtube technique

M. Barcellos da Rosa¹, W. Behnke¹, and C. Zetzsch²

¹Fraunhofer-Institut für Toxikologie und Experimentelle Medizin, Nikolai-Fuchs-Str. 1, 30625 Hannover, Germany

²University of Bayreuth, Building: BITÖK, Dr.-Hans-Frisch-Str. 1–3, 95448 Bayreuth, Germany

Received: 6 February 2003 – Published in Atmos. Chem. Phys. Discuss.: 14 April 2003

Revised: 6 July 2003 – Accepted: 2 September 2003 – Published: 10 October 2003

Abstract. This work presents the heterogeneous kinetics of the reaction of CH₃SCH₃ (dimethyl sulphide, DMS) with O₃ (ozone) in aqueous solutions of different ionic strengths (0, 0.1 and 1.0M NaCl) using the wetted-wall flowtube (WWFT) technique. Henry's law coefficients of DMS on pure water and on different concentrations of NaCl (0.1M – 4.0M) in the WWFT from UV spectrophotometric measurements of DMS in the gas phase, using a numerical transport model of phase exchange, were determined to be $H \pm \sigma (\text{Matm}^{-1}) = 2.16 \pm 0.5$ at 274.4 K, 1.47 ± 0.3 at 283.4 K, 0.72 ± 0.2 at 291 K, 0.57 ± 0.1 at 303.4 K and 0.33 ± 0.1 at 313.4 K on water, on 1.0M NaCl to be $H = 1.57 \pm 0.4$ at 275.7 K, 0.8 ± 0.2 at 291 K and on 4.0M NaCl to be $H = 0.44 \pm 0.1$ at 275.7 K and 0.16 ± 0.04 at 291 K, showing a significant effect of ionic strength, μ , on the solubility of DMS according to the equation $\ln(H/M \text{ atm}^{-1}) = 4061 T^{-1} - 0.052 \mu^2 - 50.9 \mu T^{-1} - 14.0$. At concentrations of DMS_(liq) above 50 μM , UV spectrophotometry of both O_{3(gas)} and DMS_(gas) enables us to observe simultaneously the reactive uptake of O₃ on DMS solution and the gas-liquid equilibration of DMS along the WWFT. The uptake coefficient, γ (gamma), of O₃ on aqueous solutions of DMS, varying between 1 and $15 \cdot 10^{-6}$, showed a square root-dependence on the aqueous DMS concentration (as expected for diffusive penetration into the surface film, where the reaction takes place in aqueous solution). The uptake coefficient was smaller on NaCl solution in accord with the lower solubility of O₃. The heterogeneous reaction of O_{3(gas)} with DMS_(liq) was evaluated from the observations of the second order rate constant (k^{II}) for the homogeneous aqueous reaction O_{3(lig)} + DMS_(liq) using a numerical model of radial diffusion and reactive penetration, leading to $k^{II} \pm \Delta k^{II}$ (in units of $10^8 \text{ M}^{-1} \text{ s}^{-1}$) = 4.1 ± 1.2 at 291.0 K, 2.15 ± 0.65 at 283.4 K and 1.8 ± 0.5 at 274.4 K. Aside from

the expected influence on solubility and aqueous-phase diffusion coefficient of both gases there was no significant effect of ionic strength on k^{II} , that was determined for 0.1M NaCl, leading to $k^{II} \pm \Delta k^{II} (10^8 \text{ M}^{-1} \text{ s}^{-1}) = 3.2 \pm 1.0$ at 288 K, 1.7 ± 0.5 at 282 K and 1.3 ± 0.4 at 276 K, and for 1.0M NaCl, leading to 3.2 ± 1.0 at 288 K, 1.3 ± 0.4 at 282 K and 1.2 ± 0.4 at 276 K, where the error limits are estimated from the output of the model calculations, taking the variability of individual runs at various DMS levels into account.

1 Introduction

The atmospheric oxidation of dimethyl sulphide (DMS) plays an important role in nature considering the climatic consequences of the cloud-forming products of this oxidation for the global radiation budget with a large contribution of heterogeneous reactions in the lower atmosphere and also in terms of acid deposition, formation of marine aerosol and in the Earth's energy balance (Bandy et al., 1996; Charlson et al., 1987; Chin et al., 1996; Neubauer et al., 1996; Sciare et al., 2000). The dynamics of the ocean mixed-layer is known to influence sea-to-air exchange of DMS at high latitudes; seawater concentrations and the vertical distribution of DMS are required to distinguish the impact of the heterogeneous chemistry from meteorological effects (Jodwalis et al., 2000).

As pointed out by Gershenzon et al. (2001), when comparing the gas-phase reactions of OH with DMS ($k \sim 2.6 \cdot 10^9 \text{ M}^{-1} \text{ s}^{-1}$, Atkinson et al., 1997) and of NO₃ with DMS ($k = 8.5 \cdot 10^8 \text{ M}^{-1} \text{ s}^{-1}$, Atkinson et al., 1997) with the reaction of O₃ with DMS ($k \sim 5.0 \cdot 10^2 \text{ M}^{-1} \text{ s}^{-1}$, Atkinson et al., 1997), the latter gas-phase reaction is far too slow to be atmospherically significant. The same reaction

Correspondence to: C. Zetzsch
(cornelius.zetzsch@uni-bayreuth.de)

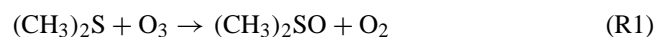


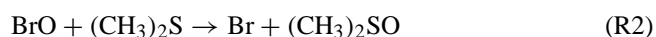
Table 1. Aqueous molar absorptivities and absorption cross section of O₃ and DMS

Molecule	γ/nm	$\epsilon/\text{M}^{-1}\text{cm}^{-1}$ and	working range $\sigma/\text{cm}^2\text{molecule}^{-1}$
O ₃ (liquid)	258	3000 ^(a)	3–15 μM
O ₃ (gas)	254	$1.14 \cdot 10^{-17}$ ^(b)	$(0.2 - 50) \cdot 10^{14}\text{ molec}\cdot\text{cm}^{-3}$
CH ₃ SCH ₃ (liquid)	205	1600 ^(c)	0.15–130 μM
CH ₃ SCH ₃ (gas)	202	$1.42 \cdot 10^{-17}$ ^(d)	$(0.3 - 10) \cdot 10^{15}\text{ molec}\cdot\text{cm}^{-3}$

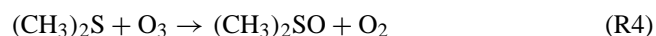
^(a) von Gunten and Oliveras, 1998; ^(b) Atkinson et al., 1997;

^(c) Adewuyi and Carmichael, 1986; ^(d) Hearn et al., 1990.

is extremely fast in the aqueous phase, 3 to $7 \cdot 10^8\text{ M}^{-1}\text{ s}^{-1}$ (Lee and Zhou, 1994; Gershenzon et al., 2001), leading to DMSO as a first stable intermediate. Studies on the oxidation of DMS in the troposphere (Barone et al., 1996) suggest that the combination of the reactions of DMS with OH and NO₃ could be predominating channels for the consumption of DMS in the atmosphere, agreeing with recent studies (Falbe-Hansen et al., 2000), which suggest that the reactions of DMSO with Cl and with NO₃ are also important. However, typical mixing ratios and the obtained rate constants indicate that the reaction with OH should be at least two orders of magnitude faster than with NO₃ or Cl. In addition, the interaction between sulphur and halogen chemistry has been discussed in recent studies, where DMS has been found to react with the BrO radical, indicating that BrO could be another important sink for DMS in the marine atmosphere, forming readily soluble dimethyl sulphoxide (DMSO) by the reaction cycle:



This cycle corresponds to the net gas-phase reaction



destroying ozone and recycling BrO to Br, (see Toumi, 1994; Bedjanian et al., 1996; Ingham et al., 1999; von Glasow, 2001; Ballesteros et al., 2001). The contributions of the aqueous-phase reaction of DMS with O₃ and the gas-phase reaction of BrO with DMS to the global sulphur cycle have been thoroughly considered in the recent model calculations by Boucher et al. (2003).

The tropospheric reaction DMS + Cl has been also discussed (Chen et al., 2000), however the contribution of this reaction to the atmospheric oxidation of DMS is not clear since the model calculations show a very small difference between the contribution of this reaction compared to reaction (R2) (von Glasow et al., 2002). Another link of the chemistry between sulphur and halogen has been also suggested

in terms of DMS reaction with HOCl and HOBr in the production of sulphate in the sea-salt aerosol (Vogt et al., 1996).

The formation of methanesulphonic acid (MSA) in the coastal Antarctic boundary layer due to the oxidation of DMS by OH has been measured (Jefferson et al., 1998), indicating that MSA is formed in an atmospheric buffer layer above the boundary layer, followed by condensation of gas phase MSA on aerosols and transport back to the boundary layer. Heterogeneous aqueous-phase reactions of DMSO, CH₃SO₂H (MSIA) and MSA contribute to the oxidation of DMS and decrease the yield of SO₂, that is the relatively long-lived gaseous precursor of H₂SO₄ in the marine boundary layer and increases the yield of non-sea-salt sulphate, nss-SO₄⁻ (Campolongo et al., 1999). The reactions of DMS with H₂O₂ and other peroxides in water are slow (Amels et al., 1997) but the kinetics and mechanism of DMSO+OH ($k=4.5 \cdot 10^9\text{ M}^{-1}\text{ s}^{-1}$) in aqueous phase have been recently discussed (Bardouki et al., 2002), indicating that this reaction of DMSO could also influence particle growth processes. DMSO is therefore an important but indirect source of nss-SO₄⁻ in the marine atmosphere through heterogeneous processes, as proposed by various authors (Koga and Tanaka, 1993; Barnes et al., 1994; Arsene et al., 2001). The present study reinvestigates Henry's law coefficient and the heterogeneous reaction of DMS with ozone by employing the wetted-wall flowtube technique (WWFT, described in detail by Danckwerts, 1970) under experimental conditions relevant to marine boundary layer (low temperature and high salinity).

2 Experimental and data evaluation

DMS (99%) and NaCl (99%) Aldrich were used as received. Ozone was produced by photolysis of O₂ in purified air at 185 nm using a mercury low-pressure lamp (Penray). The solutions were prepared in bidistilled water made from deionized water. The concentrations of O₃ and DMS in aqueous and gas phase were obtained using the reference data (aqueous molar absorptivities and gaseous absorption cross-sections) in Table 1. The concentration of gaseous O₃ was

determined from UV spectra by a spectrophotometer (Kontron Uvikon 860 for the reaction of O₃ with DMS in NaCl solution) or by an O₃-analyzer/generator, employing UV absorption at the 254 nm Hg line (Dasibi model 1009-CP, for the reaction of O₃ with DMS in pure H₂O), where the analytical error for the Dasibi analyser was estimated to be ± 2 ppb. Both concentrations of DMS, in aqueous and gaseous phase, were measured by the UV spectrophotometer at a resolution of 2 nm in quartz cells at $l=1$ cm (liquid sample of 1 mM stock solutions, diluted for the kinetic experiments) and $l=10$ cm (gas phase, flow conditions), $\lambda=200$ – 320 nm.

2.1 Henry's law coefficient of DMS

The Henry's law coefficient of DMS was determined from the equilibration of DMS_(gas) with water and various aqueous solutions of NaCl (0.1, 1 and 4 M) at several temperatures and contact times with the liquid film in the WWFT (see Danckwerts, 1970; Behnke et al., 1997), as shown in Fig. 1 (curve A) at 274.4 K for water (where 400 ml of a 1 mM stock solution of DMS in a bubbler served as reservoir of DMS_(gas), passing the air through this solution directly into the WWFT). The flowtube, which was made of Duran glass, had an inner diameter of 0.6 cm with a movable inlet (by 140 cm) to vary the contact time. The movable gas inlet and outlet of the flowtube were made of PTFE tubing (outer diameter 0.6 cm, inner diameter 0.4 cm). A switchable valve at the exit of the bubbler was used to alternatively monitor the level of DMS_(gas) at the inlet or at the outlet of the WWFT. The WWFT and the valve were connected via Teflon tubing to a 10 cm absorption cell in the spectrophotometer to observe the concentrations of DMS involved in the equilibrium DMS_(gas) \leftrightarrow DMS_(aq) from the spectra. The aqueous flow was controlled by a peristaltic pump and was adjusted to match the linear flow velocity of the gas. In the initial runs the pump caused a major loss of 80% of the DMS from the solution by permeation through its silicone rubber tubing until replaced by Tygon tubing, which was found to be permeation resistant enough. Using an air flow of 70 ml/min and an aqueous flow of 3 ml/min the measurements were started after an equilibration time in excess of 10 min. Subsequently the absorption of DMS was monitored in the outflow of the WWFT at contact lengths of up to 140 cm (varied every 6 min), alternatively monitoring the corresponding absorption of DMS in the inflow each 6 min in the meantime (allowing 3 min for the equilibration each). Since the inflow level of DMS was observed to decrease exponentially with a lifetime of about 1 h, the values corresponding to the WWFT measurements were interpolated accordingly. The interpolation was obtained using the interpolate function of the software package SIGMAPLOT, version 4.1, 1997, that performs a linear interpolation on a set of (x , y) (time, absorbance (at 202 nm)) pairs defined by an range of time and of absorbance. Absorption spectra of the outflow and the inflow are shown in the inset of Fig. 1 (curves B). The interpo-

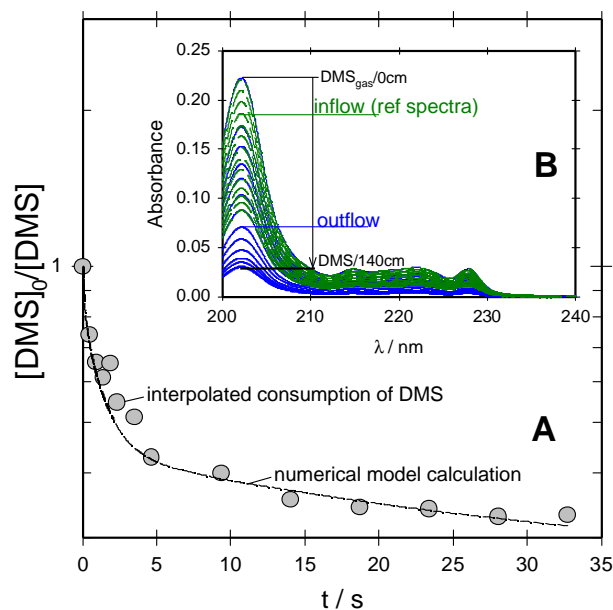


Fig. 1. Equilibration of DMS (gas) with water at 274.4 K at several contact times (A) that correspond to gas-liquid interaction lengths of 0, 2, 4, 6, 8, 10, 15, 20, 40, 60, 80, 100, 120 and 140 cm and the absorption spectra (B) of the inflow (green dashed curves) and the outflow (blue solid curves).

lated consumption (circles in Fig. 1A) and a numerical model calculation describing the radial diffusive exchange of DMS between the gas-phase and the aqueous film using the software package FACSIMILE (AEA Technology, 1994; dashed curve) are included for comparison.

2.2 Heterogeneous kinetics

The WWFT technique was used to determine the uptake coefficient, γ (the fraction of gas/liquid collisions that are effective in the uptake and/or chemical transformation; Hanson, 1997; Katrib et al., 2001), thus simulating chemical heterogeneous processes of the atmosphere experimentally in the laboratory, as discussed in detail in our previous work (Behnke et al., 1997; Frenzel, 1997; Frenzel et al., 1998). The heterogeneous aqueous-phase reaction of O_{3(gas)} with DMS_(aq) was studied by measuring the uptake of O_{3(gas)} on various concentrations of DMS_(aq) at different temperatures. The loss of O₃ in air (flow again ~ 70 ml/min) was measured along the vertically aligned WWFT, the walls of which were conferred by the film of slowly flowing solutions of DMS (flow rate again ~ 3.0 ml min⁻¹). As shown in Fig. 2, the data analysis can be approximated by the assumption that the uptake rate is first order with respect to the gas phase concentration of the reacting species, i.e.

$$C/C_0 = \exp[-k_{gas}t] \quad (1)$$

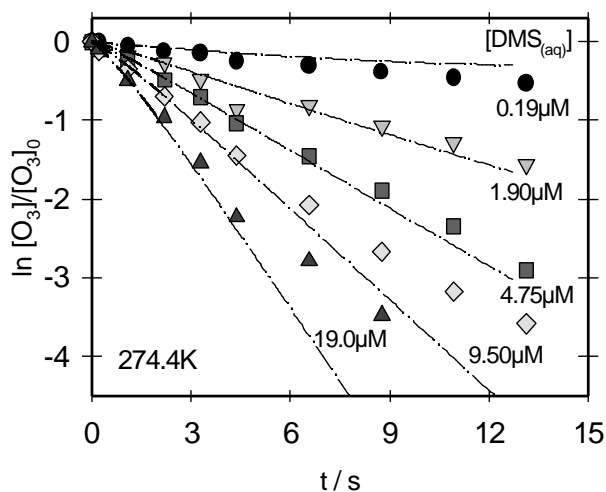


Fig. 2. Exponential decay of O₃ (initial concentration 80 ppb) monitored by the ozone analyser (symbols) on various concentrations of DMS in comparison with a model calculation (curves).

where C_0 and C are the respective concentrations at the entrance and outlet of the flow tube, t is the average gas contact time and k_{gas} is the first-order loss rate constant from the gas to the liquid phase. For small uptake coefficients, the rate constant k_{gas} , obtained from such a semilogarithmic plot is correlated to the uptake coefficient, γ , using the plug flow assumption (that is appropriate here due to the adjusted velocity of the film surface):

$$k_{gas} = \gamma \cdot \langle c \rangle / 2r_{tube} \quad (2)$$

where $\langle c \rangle$ is the average molecular speed of the gas and r_{tube} is the flowtube radius ($r_{tube} = 3.0$ mm). The thickness of the aqueous film was less than 0.1 mm under our experimental conditions (Danckwerts, 1970). The molecular transport $gas \rightarrow liquid$ involves gas-phase diffusion and mass accommodation (α , the fraction of collisions with the surface that can lead to incorporation into the bulk liquid; Schwartz, 1986; Hanson, 1997) and the Henry's law coefficient (Hermann et al., 2000). In this study it is considered that $\alpha \gg \gamma$, due to the low uptake coefficient of O₃ ($\gamma = (1-15) \cdot 10^{-6}$) measured on the liquid film of DMS.

The uptake coefficient, γ , of O₃ for reactive penetration into the liquid depends on the solubility of the gas, i.e. Henry's law constant, H , the temperature, T , and the diffusion coefficient of O₃, D_{aq} , in aqueous phase. Neglecting the resistance of mass accommodation (i.e. assuming that $\alpha = 1$, as implied by the observation of $\alpha > 0.002$ by Utter et al., 1992) and assuming fast gas transport, low solubility and fast reaction in the liquid phase (Finlayson-Pitts and Pitts, 1999) the uptake coefficient is given by the equation

$$\gamma = \frac{\text{molecules reacted in the liquid layer}}{\text{molecules colliding with the liquid layer}}$$

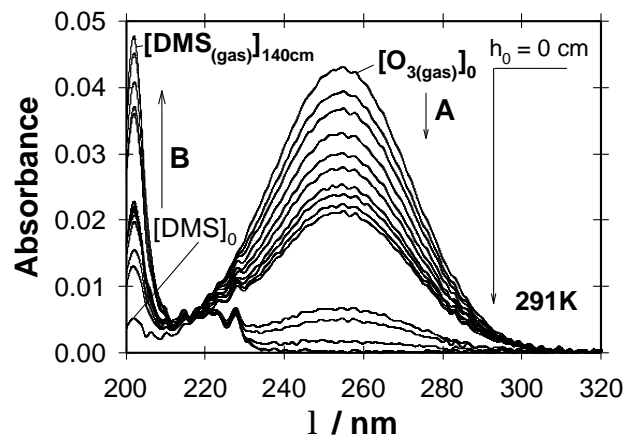


Fig. 3. Simultaneous spectral characterisation of the uptake of O_{3(gas)} on DMS(liq) and the liquid-gas equilibration of DMS along the flowtube reactor. The spectra are displayed for contact lengths of 0, 1, 2, 3, 4, 5, 6, 7, 8, 9, 10, 15, 20, 25, 30, 50, 100 and 140 cm.

$$= \frac{4HRT(k^I D_{aq})^{1/2}}{\langle c \rangle} \quad (3)$$

where $\langle c \rangle = (8RT/\pi M)^{1/2}$ and k^I is the first-order loss rate constant of O₃ in the aqueous phase.

Figure 2 shows the uptake of O₃ (monitored by the Dasibi gas analyser) on various solutions of DMS at 274.4 K. The points represent the experimental measurements and the lines are the results from a numerical model calculation (see below). For the Henry's law coefficient and the diffusion coefficient of O_{3(aq)} the following data given by Kosak-Channing and Helz (1983) $H = 1.1 \cdot 10^{-2} \exp[(2300 \text{ K}) \cdot (1/T - 1/T_0)] \text{ M atm}^{-1}$ (where $T_0 = 298 \text{ K}$) and the dependence on ionic strength, μ , given by the equation

$$\ln(H/\text{M atm}^{-1}) = 2297T^{-1} - 2.659\mu - 688.0\mu T^{-1} - 12.19 \quad (4)$$

and $D_{aq}(\text{DMS}) = 2.0 \cdot 10^{-2} \exp(-2178 \text{ K}/T) \text{ cm}^2 \text{ s}^{-1}$ (Saltzman et al., 1993) and $D_{aq}(\text{O}_3) = 1.1 \cdot 10^{-2} \exp(-1896 \text{ K}/T) \text{ cm}^2 \text{ s}^{-1}$ (Johnson and Davis, 1996) mentioned by Gershenson et al. (2001) were used. At a molar concentration of 1 M NaCl the viscosity is 9.5% higher than for pure water (CRC Handbook, 1981–1982), implying a correspondingly lower diffusion coefficient in 1 M NaCl according to the Stokes-Einstein equation. The loss rate constant in the solution, k^I , depends on the concentration of the dissolved DMS, [DMS], according to the equation

$$k^I = k^{II} \cdot [\text{DMS}], \quad (5)$$

where k^{II} is the rate constant for the aqueous-phase reaction

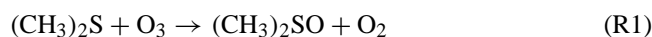


Table 2. Henry's law coefficient obtained for DMS in this work using the wwft technique

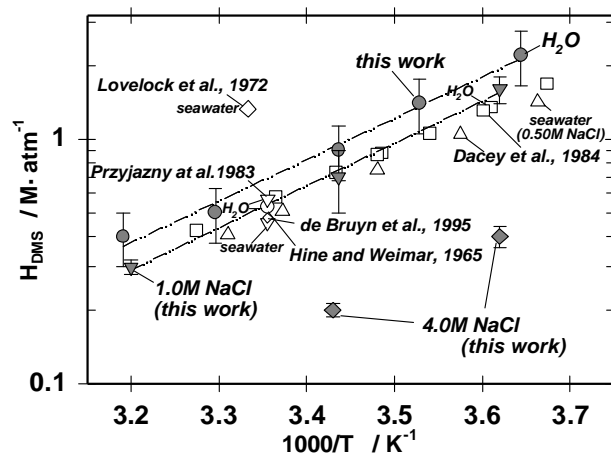
[NaCl] / M	T/K	$H_{\pm\sigma} / \text{M}\cdot\text{atm}^{-1}$
(pure H ₂ O)	274.4	2.2±0.5
	383.4	1.5±0.3
	291	0.7±0.2
	303.4	0.6±0.1
	313.4	0.3±0.1
1,0	275.7	1.6±0.4
	291	0.8±0.1
	313	0.3±0.2
4,0	275.7	0.4±0.1
	291	0.2±0.05

For an improved interpretation of our data, we simulated the observed concentrations in the WWFT by a numerical model, described by Behnke et al. (1997). The one dimensional model (cylindrical coordinates), written in the FACSIMILE language (AEA Technology, 1994), includes radial diffusion in the gas and liquid phase and chemical reactions in the liquid phase. Axial diffusion is ignored, axial transport is described by progress in time. The lines in Fig. 2 from the model calculation are almost straight lines since there was a sufficient surplus of DMS over O₃ in the runs with the ozone analyser. The strength of the model calculation is that it can also be used for cases with lower ratios of [DMS]/[O₃] like those displayed in Fig. 3, where DMS is almost completely consumed. At such concentrations of DMS up to 0.13 mM (compare Table 1) it is possible to determine simultaneously the fast reaction that occurs in the surface of the liquid between O₃ and DMS and the liquid-gas equilibration of DMS (Henry's law coefficient) along the flow tube reactor by monitoring the spectra of both O₃ (Fig. 3 curves A) and DMS (Fig. 3, curves B) using the UV spectrophotometer.

3 Results and discussion

3.1 Henry's law coefficient of DMS

The Henry's law coefficients of DMS, determined on pure water, 0.1 M and 1.0 M NaCl (in units of M atm⁻¹), are summarised in Table 2 and presented in Fig. 4 in comparison with literature data (Sander, 1999). It should be noted that after completion of the measurements at 274.4 K we recognised that the water flow had not remained constant for the whole duration of the run but had been restricted by the Teflon tubing of the movable inlet to decrease slightly (by up to 15%). This restriction has been considered in the model calculation and explains why a steady state, indicating equilibration, is not reached in the data set displayed in Fig. 1 (selected for

**Fig. 4.** Henry's law coefficients obtained in this work in comparison with literature data.

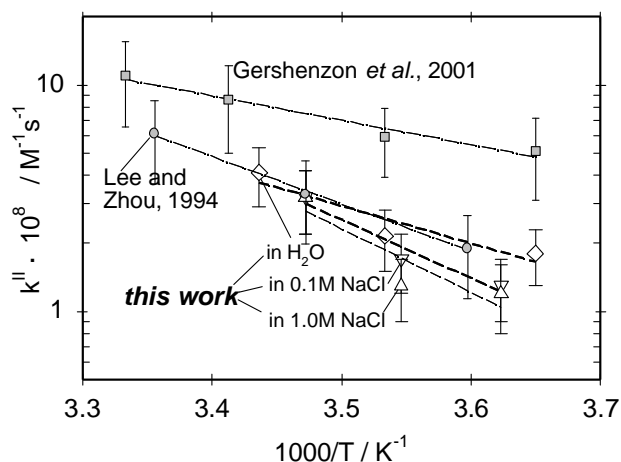
comparison with the data of Fig. 2, obtained at the same temperature). At the higher temperatures this restriction was found to be negligible, and equilibrium was reached after 40–60 cm (9–14 s). Another problem might be the interpolation method required for considering the decrease of DMS in the reservoir during the experiment and that the measurements were taken only in the series of increasing contact lengths. This retarded equilibration is handled by the model calculation by adjusting the diffusion coefficient to lower values. The Henry's law coefficient of DMS was determined at different concentrations of NaCl, due to fact that NaCl is the major component of sea salt aerosol ([Cl⁻] = 550 mM in seawater; Jaenicke, 1988), and also because of the importance of NaCl on a global scale (contributing about 60% of the natural sources of aerosol particles and more than 40–60% to the natural aerosol mass, Pruppacher and Klett, 1997). A determination of the Henry's law coefficient of DMS on high concentrations of NaCl (4.0 M NaCl) is of interest, considering that aerosols are usually solutions with molalities of NaCl ≥ 10 mol/kg, therefore presenting very high ionic strengths (Tang, 1997). Our data on Henry's law coefficient can be described by Eq. (6):

$$\ln(H/\text{M atm}^{-1}) = a \cdot T^{-1} - b \cdot \mu^2 - c \cdot \mu \cdot T^{-1} - d \quad (6)$$

with the parameters: $a = 4061 \pm 318$; $b = 0.052 \pm 0.030$; $c = 50.9 \pm 27.0$ and $d = 14.0 \pm 1.1$, where the statistical error is specified at the 1 σ level and introducing a linear term $b \cdot \mu$ instead of $b \cdot \mu^2$ did not significantly improve the quality of the fit. Our results are much lower than the value of Lovelock et al. and about 30% higher than those of Hine and Weimar, Przyani et al., Dacey et al., and de Bruyn et al., confirming the dependence on molality observed by Dacey et al. (1984) and de Bruyn et al. (1995) and confirming the temperature dependence of the literature data. Due to the difficulties of handling the DMS solutions and determining the gaseous DMS levels (reference and after exposure

Table 3. Second-order rate constants ($k^{II} \pm \Delta k^{II}$) obtained in this work in comparison with literature data

This work			Lee and Zhou (1994)		Gershenson et al. (2001)	
[NaCl]/M	$(k^{II} \pm \Delta k^{II})/10^8 \text{ M}^{-1} \text{ s}^{-1}$	T / K	$k^{II} / 10^8 \text{ M}^{-1} \text{ s}^{-1}$	T / K	$k^{II} / 10^8 \text{ M}^{-1} \text{ s}^{-1}$	T / K
0	4.1±1.2	291	6.1	298	11	300
	2.15±0.65	283.4	3.3	288	8.6	293
	1.8±0.5	274.4	1.9	278	5.9	283
0.1	3.2±1.0	288	–	–	–	–
	1.7±0.5	282	–	–	–	–
	1.3±0.4	276	–	–	–	–
1.0	3.2±1.0	288	–	–	–	–
	1.3±0.4	282	–	–	–	–
	1.2±0.4	276	–	–	–	–

**Fig. 5.** Temperature dependence of the reaction of DMS with ozone in the aqueous phase observed in the present study (open symbols) in comparison with literature data (filled symbols) by Lee and Zhou (circles) and Gershenson et al. (squares). Our data in pure water, 0.1 M NaCl and 1.0 M NaCl agree among each other within the error limits and confirm the earlier data by Lee and Zhou.

to the water film) in an absorption cell connected via 2 m of Teflon tubing and the short wavelength of 202 nm employed for the detection of DMS (close to the short wavelength limit of the spectrophotometer, see, Alebic-Juretic et al., 1991) this agreement with literature data must be considered as satisfactory.

3.2 Kinetic measurements

The rate constants determined by the WWFT in the present study are summarized in Table 3 in comparison with previous data. Figure 5 shows a compilation of all rate constants k^{II} obtained in this work for the reaction of O₃ with DMS

in pure water in comparison with literature data and the respective temperature dependence. It should be noted that our model calculation ignores the axial diffusion in the gas phase that may become significant at the steep gradients at the very beginning of gas contact with the liquid film in the tube. It should be noted that the gas-phase reaction of DMS with O₃ can be neglected under the experimental conditions of Fig. 3, where the lifetime of gaseous DMS in the presence of about 15 ppm of O₃ is on the order of an hour, using the value of $k \sim 5.0 \cdot 10^2 \text{ M}^{-1} \text{ s}^{-1}$, recommended by Atkinson et al. (1997). Furthermore, our results in NaCl solution are lower than those in pure water, and this may partly be caused by an experimental problem with the smaller excess of DMS of those measurements. Another point is, that in our initial raw data on the uptake on NaCl solutions our values at 1 M NaCl appeared to be about 10% lower than those on 0.1 M NaCl. Then we considered the slightly lower diffusion coefficients of the reactants in the saline solutions, known to be inversely proportional to the viscosity. At 20°C the viscosity of a 1 M NaCl solution is 9.5% higher than that of pure water (CRC Handbook, 1982), and the influence of salinity of seawater on viscosity is known to be slightly smaller at lower temperature (D'Ans-Lax, 1967). Considering this influence of a lower diffusion coefficient in 1 M NaCl as compared to 0.1 M corrected the rate constants correspondingly upwards and brought the two series with NaCl into much better agreement, as displayed in Fig. 5. The measurements in pure water were obtained with a lower level of O₃ using an ozone analyser for detection and may thus represent more favourable conditions for the kinetic evaluation according to pseudo-first order consumption of ozone in a surplus of DMS. Taking our data altogether we obtain an Arrhenius activation energy similar to that determined by Lee and Zhou (1994). Our attempts to determine the rate constant directly in solution by the stopped flow method turned out to be unsuccessful (similar to a statement in the paper by Lee and

Zhou), the reaction being too rapid to monitor the decay of O₃ in the presence of a surplus of DMS required for pseudo-first-order evaluation. With approximately equal concentrations of DMS and O₃ around 5 μM the absorption of ozone, after a dead-time for mixing of about 1 ms, disappeared with a lifetime of about 5 ms at 275 K. This corresponds to about 0.5 · 10⁸ M⁻¹ s⁻¹ and confirms the rapid reaction in homogeneous aqueous solution. A measurement of the rate constant by a homogeneous method would clearly be desirable in order to identify and quantify a surface reaction or salt effect on the rate constant.

Considering the slightly larger solubility of DMS obtained from the gas-phase observations of our study might indicate an underestimated loss of DMS from our system (by permeation, e.g.). Such an underestimated loss would decrease the observed rate constants correspondingly.

According to Gershenzon et al. (2001), the mechanism of the heterogeneous aqueous-phase reaction of O₃ with DMS can be interpreted mainly in terms of two complementary chemical factors: the chemical attack of the nucleophilic S on the electrophile O₃ and the participation of the solvent (acting as a polar adduct), facilitating the formation of DMSO. In contrast to DMS, DMSO [(CH₃)₂S⁺–O⁻] presents a polarised S–O bond, where DMSO acts (or is attacked) as an O-based nucleophile (or an S-based electrophile respectively), depending of course on the reaction partner.

4 Atmospheric implications

The chemistry and the transport/equilibration of DMS from gas to liquid phase represent an interesting subject for the understanding of the tropospheric heterogeneous reactions involving the aqueous phase, considering that the kinetics O₃ + DMS can be seen as a key reaction in comparison with other reactants, such as the radicals NO₃, OH, BrO and Cl, since it is an exceptionally fast aqueous-phase reaction and almost the only night-time sink of ozone in the chemistry of the remote marine boundary layer. In that respect DMS is expected to compete with bromide in the reaction of sea-spray with gaseous ozone as an antagonist of halogen activation in the aqueous phase. In the last 10 years, the high reactivity of halogens in the atmosphere has been studied with respect to their role in the well-known “ozone hole” where the interactions between gas and particulate phase and heterogeneous chemistry become important (Brasseur et al., 1999). On the other hand, DMS may act as a promoter of halogen activation in the gas-phase by supporting the recycling of BrO to the more ozone-reactive Br.

About the importance of the Henry's law coefficient for the troposphere, this coefficient is in direct connection with the study of the equilibria of species in terms of the cloud chemistry and aerosol formation at high salt concentrations. The laboratory simulation of the transport and reaction of a molecule such as DMS in aqueous phase is the first step

for an understanding of the possible chemical and physical effects on this heterogeneous system and why enormous annual variations of the concentration of DMS are observed on the marine surface.

5 Conclusions

The correct understanding and simulation of the tropospheric heterogeneous aqueous-phase reactions and of the molecular gas/liquid equilibrium (Henry's law quantification) are fundamentals for the use in global model calculations and for atmospheric chemistry. The heterogeneous aqueous phase reaction of O₃ with DMS is considered as an exception, because the gas phase reactions are normally fast compared to the same reaction in aqueous phase. As observed in this work and in agreement with previous work (Lee and Zhou, 1994; Gershenzon et al., 2001), the reaction of O₃ with DMS in aqueous phase is shown to be a factor of about one million faster than in gas phase, motivating this experimental study. We suppose that the heterogeneous reaction may interfere in the determination of gaseous DMSO in field measurements by denuders at high ozone levels and suggest that it constitutes a significant night-time sink of DMS, producing DMSO in the marine atmosphere where DMSO is further oxidised to H₂SO₄.

Another aspect of this work is that the experimental set-up and concept presented are completely different from other work (-bubbler-type gas-liquid reactor; Lee and Zhou, 1994; and horizontal bubble train apparatus; Gershenzon et al., 2001), supplementing in this case the understanding of an important tropospheric reaction with this complementary and versatile technique (WWFT). A quantification of the Henry's law coefficient is also useful because of its impact (Crutzen and Lawrence, 2000) on precipitation scavenging during the transport of trace gases and implications on the meteorology and global changes.

Acknowledgements. This study was supported by the EU within project EL-CID (EVK2-CT-1999-00033) and by the BMBF within AFO 2000. Furthermore, M. Barcellos da Rosa wishes to thank H.-U. Krüger for valuable support and the DAAD for a stipend.

References

- Adewuyi, Y. G. and Carmichael, G. R.: Kinetics of oxidation of dimethyl sulfide by hydrogen peroxide in acidic and alkaline medium, *Environ. Sci. Technol.*, 20, 1017–1022, 1986.
- AEA Technology: FACSIMILE version 3.0, AEA Technology, Harwell, Didcot, Oxfordshire, OX11 0RA, UK, 1994.
- Alebic-Juretic, A., Güsten, H., and Zetzsch, C.: Absorption spectra of hexachlorobenzene adsorbed on SiO₂ powders, *Fresenius J. Anal. Chem.*, 340, 380–383, 1991.
- Amels, P., Elias, H., and Wannowius, K. J.: Kinetics and mechanism of the oxidation of dimethyl sulfide by hydroperoxides in aqueous medium, *J. Chem. Soc. Faraday Trans.*, 93, 2537–2544, 1997.

- Arsene, C., Barnes, I., Becker, K. H., and Mocanu, R.: FT-IR product study of dimethyl sulphide in the presence of NO_x – Temperature dependence, *Atmos. Environ.*, **35**, 3769–3780, 2001.
- Atkinson, A., Baulch, D. L., Cox, R. A., Hampson, Jr., R. F., Kerr, J. A., and Rossi, M. J.: Evaluated kinetic, photochemical and heterogeneous data for atmospheric chemistry: Supplement VI. *J. Phys. Chem. Ref. Data*, **26**, 1329–1499, 1997.
- Ballesteros, B., Jensen, N. R., and Hjorth, J.: A laboratory investigation of reactions of DMS, DMSO and DMSO₂ with Br atoms and BrO, Proc. 8th European Symposium on Physico-Chemical Behaviour of Atmospheric Pollutants, 17–20 September 2001, Torino, Italy, see <http://ies.jrc.cec.eu.int/Units/cc/events/torino2001/torinocd/Documents/Marine/MP10.htm>, 2001.
- Bandy, A. R., Thornton, D. C., Blomquist, B. W., Chen, S., Wade, T. P., Ianni, J. C., Mitchell, G. M., and Nadler, W.: Chemistry of dimethyl sulfide in the equatorial pacific atmosphere, *Geophys. Res. Lett.*, **23**, 7441–7444, 1996.
- Bardouki, H., Barcellos da Rosa, M., Mihalopoulos, N., Palm, W.-U., and Zetzsch, C.: Kinetics and mechanism of the oxidation of dimethylsulfoxide (DMSO) and methanesulphinic acid (MSIA) by OH radicals in aqueous medium, *Atmos. Environ.*, **36**, 4627–4634, 2002.
- Barnes, I., Becker, K. H., and Patroescu, I.: The tropospheric oxidation of dimethyl sulfide: A new source of carbonyl sulfide, *Geophys. Res. Lett.*, **21**, 2389–2392, 1994.
- Barone, S. B., Turnipseed, A. A., and Ravishankara, A. R.: Reaction of OH with dimethyl sulfide (DMS). I. Equilibrium constant for OH + DMS reaction and the kinetics of the OH-DMS + O₂ reaction, *J. Phys. Chem.*, **100**, 14 694–14 702, 1996.
- Bedjanian, Y., Poulet, G., and Le Bras, G.: Kinetic study of the reaction of BrO radicals with dimethylsulphide, *Intern. J. Chem. Kinetics*, **28**, 383–389, 1996.
- Behnke, W., George, C., Scheer, V., and Zetzsch, C.: Production and decay of ClNO₂ from the reaction of gaseous N₂O₅ with NaCl solution: Bulk and aerosol experiments, *J. Geophys. Res.*, **102**, 3795–3804, 1997.
- Boucher, O., Moulin, C., Belviso, S., Aumont, O., Bopp, L., Cosme, E., von Kuhlmann, R., Lawrence, M. G., Pham, M., Reddy, M. S., Sciare, J., and Venkataraman, C.: DMS atmospheric concentrations and sulphate aerosol indirect radiative forcing: a sensitivity study to the DMS source representation and oxidation, *Atmos. Chem. Phys.*, **3**, 49–45, 2003.
- Brasseur, G. P., Orlando, J. J., and Tyndall, G. S. (Eds): *Atmospheric chemistry and global change*, Oxford University Press, New York, Oxford, 1999.
- Campolongo, F., Saltelli, A., Jensen, N. R., Wilson, J., and Hjorth, J.: The role of multiphase chemistry in the oxidation of dimethylsulphide (DMS), *J. Atmos. Chem.*, **32**, 327–356, 1999.
- Charlson, R. J., Lovelock, J. E., Andreae, M. O., and Warren, S. G.: Oceanic phytoplankton, atmospheric sulphur, cloud albedo and climate, *Nature*, **326**, 655–661, 1987.
- Chen, G., Davis, D. D., Kasibhatla, A. R., Bandy, D. C., Thornton, B. J., Huebert, A. D., Clarke, and Blomquist, B. W.: A study of DMS oxidation in the Tropics: Comparison of Christmas Island field observations of DMS, SO₂, and DMSO with model simulations. *J. Atmos. Chem.*, **37**, 137–160, 2000.
- Chin, M., Jacob, D. J., Gardner, G. M., Foreman-Fowler, M. S., and Spiro, P. A.: A global three-dimensional model of tropospheric sulfate, *J. Geophys. Res.*, **101**, 18 667–18 690, 1996.
- CRC Handbook: *CRC Handbook on Physics and Chemistry*, edited by Weast, R. C., 62nd edition, Boca Raton (FL), USA, 1981–1982.
- Crutzen, P. J. and Lawrence, M. G.: The impact of precipitation scavenging on the transport of trace gases: A 3-dimensional model sensitivity study, *J. Atmos. Chem.*, **37**, 81–112, 2000.
- Dacey, J. W. H., Wakeham, S. G., and Howes, B. L.: Henry's law constants for dimethylsulfide in freshwater and seawater, *Geophys. Res. Lett.*, **11**, 991–994, 1984.
- Danckwerts, P.: *Gas-liquid reactions*, Chemical Engineering series, Mc-Graw Hill, New York, 1970.
- D'Ans-Lax: *D'Ans-Lax - Taschenbuch für Chemiker und Physiker*, 3rd edition, Vol. I, edited by Lax, E. and Synowietz, C., Springer, Heidelberg, 1967.
- de Bruyn, W. J., Swartz, E., Hu, J. H., Shorter, J. A., and Davidovits, P.: Henry's law solubilities and Setchenow coefficients for biogenic reduced sulfur species obtained from gas-liquid uptake measurements, *J. Geophys. Res.*, **100**, 7245–7251, 1995.
- Falbe-Hansen, H., Sørensen, S., Jensen, N. R., Pedersen, T., and Hjorth, J.: Atmospheric gas-phase reactions of dimethylsulphoxide and dimethylsulphone with OH and NO₃ radicals, Cl atoms and ozone, *Atmos. Environ.*, **34**, 1543–1555, 2000.
- Finlayson-Pitts, B. J. and Pitts, Jr., J. N.: *Chemistry of the upper and lower atmosphere*, Academic Press, San Diego, 1999.
- Frenzel, A.: *Eigenschaften und Gas-Lösungs-Reaktionen von Nitrylbromid*, PhD Thesis, Universität Hannover, 1997.
- Frenzel, A., Scheer, W., Sikorski, R., George, C., Behnke, W., and Zetzsch, C.: Heterogeneous interconversion reactions of BrNO₂, ClNO₂, Br₂ and Cl₂, *J. Phys. Chem.*, **102**, 1329–1337, 1998.
- Gershenzon, M., Davidovits, P., Jayne, J. T., Kolb, C. E., and Worsnop, D. R.: Simultaneous uptake of DMS and O₃ on water, *J. Phys. Chem.*, **105**, 7031–7036, 2001.
- Hanson, D. R.: Surface-specific reactions on liquids, *J. Phys. Chem. B*, **101**, 4998–5001, 1997.
- Hearn, C. H., Turcu, E., and Joens, J. A.: The near U.V. absorption spectra of dimethyl sulfide, diethyl sulfide and dimethyl disulfide at T = 300 K, *Atmos. Environ.*, **24A**, 1939–1944, 1990.
- Herrmann, H., Ervens, B., Jacobi, H.-W., Wolke, R., Nowacki, P., and Zellner, R.: CAPRAM 2.3: A chemical aqueous phase radical mechanism for tropospheric chemistry, *J. Atmos. Chem.*, **36**, 231–284, 2000.
- Hine, J. and Weimar, R. D.: Carbon basicity, *J. Amer. Chem. Soc.*, **87**, 3387–3396, 1965.
- Ingham, T., Bauer, D., Sander, R., Crutzen, P. J., and Crowley, J. N.: Kinetics and products of the reactions BrO + DMS and Br + DMS at 298 K, *J. Phys. Chem. A*, **103**, 7199–7209, 1999.
- Jaenicke, R.: *Aerosol physics and chemistry*, in *Landolt-Börnstein: Zahlenwerte und Funktionen aus Naturwissenschaften und Technik*, Vol. 4b, Springer, 1988.
- Jefferson, A., Tanner, D. J., Eisele, F. L., Davis, D. D., Chen, G., Crawford, J., Huey, J. W., Torres, A. L., and Berresheim, H.: OH photochemistry and methane sulfonic acid formation in the coastal Antarctic boundary layer, *J. Geophys. Res.*, **103**, 1647–1656, 1998.
- Jodwalis, C. M., Benner, R. L., and Eslinger, D. L.: Modelling of dimethyl sulfide ocean mixing, biological production, and sea-to-air flux for high latitudes, *J. Geophys. Res.*, **105**, 14 387–14 399, 2000.
- Johnson, P. N. and Davis, R. A. J.: Ozone diffusivity in water,

- Chem. Eng. Data, 41, 1485–1487, 1996.
- Katrib, Y., Deiber, G., Schweitzer, F., Mirabel, P., and George, C.: Chemical transformation of bromine chloride at the air/water interface, *J. Aerosol Sci.* 32, 893–911, 2001.
- Koga, S. and Tanaka, H.: Numerical study of the oxidation process of dimethylsulfide in the marine atmosphere, *J. Atmos. Chem.* 17, 201–228, 1993.
- Kosak-Channing, L. F. and Helz, G.: Solubility of ozone in aqueous solution of 0–0.6 M ionic strength, *Environ. Sci. Technol.* 17, 145–149, 1983.
- Lee, Y. N. and Zhou, X.: Aqueous reactions kinetics of ozone and dimethyl sulfide and its atmospheric implications, *J. Geophys. Res.*, 99, 3597–3605, 1994.
- Lovelock, J. E., Maggs, R. J., and Rasmussen, R. A.: Atmospheric dimethylsulfide and the natural sulfur cycle, *Nature*, 237, 452–453, 1972.
- Neubauer, K. R., Sum, S. T., Johnston, M. V., and Wexler, A. S.: Sulfur speciation in individual aerosol particles, *J. Geophys. Res.*, 101, 18 701–18 707, 1996.
- Pruppacher, H. R. and Klett, J. D.: *Microphysics of clouds and precipitation*, Kluwer Academic Pub., London, 1997.
- Przyjazny, A., Janicki, W., Chrzanowski, W., and Staszewski, R.: Headspace gas chromatographic determination of distribution coefficients of selected organosulfur compounds and their dependence on some parameters, *J. Chromatography*, 280, 249–260, 1983.
- Saltzman, E. S., King, D. B., Holmen, K., and Leck, C.: Experimental determination of the diffusion coefficient of dimethylsulfide in water, *J. Geophys. Res. Oceans*, 98, 16 481–16 486, 1993.
- Sander, R.: Compilation of Henry's law constants for inorganic and organic species of potential importance in environmental chemistry, <http://www.mpch-mainz.mpg.de/~sander/res/henry.html>
- Schwartz, S. E.: Mass transport considerations pertinent to aqueous phase reactions of gases in liquid water clouds, in *Chemistry of Multiphase Atmospheric Systems*, edited by Jaeschke, W., NATO ASI Series, Vol. 6, Springer, Berlin, 415–471, 1986.
- Sciare, J., Mihalopoulos, N., and Dentener, F. J.: Interannual variability of atmospheric dimethylsulfide in the Southern Indian Ocean, *J. Geophys. Res.*, D105, 26 369–26 377, 2000.
- Tang, I. N.: Thermodynamic and optical properties of mixed-salt aerosols of atmospheric interest, *J. Geophys. Res.*, 102, 1883–1893, 1997.
- Toumi, R.: BrO as a sink for dimethylsulphide in the marine atmosphere, *Geophys. Res. Lett.*, 21, 117–120, 1994.
- Utter, R. G., Birkholder, J. B., Howard, C., and Ravishankara, A. R.: Measurements of the mass accommodation coefficient of ozone on aqueous surfaces, *J. Phys. Chem.* 96, 4973–4979, 1992.
- Vogt, R., Crutzen, P. J., and Sander, R.: A mechanism for halogen release from sea-salt aerosol in the remote marine boundary layer, *Nature*, 383, 327–330, 1996.
- von Glasow, R.: Modeling the gas and aqueous phase chemistry of the marine boundary layer, PhD Thesis, Universität Mainz, 2001.
- von Glasow, R., Sander, R., Bott, A., and Crutzen, P.: Modeling halogen chemistry in the marine boundary layer 2. Interactions with sulfur and the cloud-covered MBL, *J. Geophys. Res.*, 107, 4323–4336, 2002.
- von Gunten, U. and Oliveras, Y.: Advanced oxidation of bromide-containing waters: bromate formation mechanisms, *Environ. Sci. Technol.*, 32, 63–70, 1998.