



HAL
open science

Growth of a dynamical correlation length in an aging superspin glass

Elie Wandersman, V. Dupuis, Emmanuelle Dubois, Régine Perzynski, Sawako Nakamae, Eric Vincent

► **To cite this version:**

Elie Wandersman, V. Dupuis, Emmanuelle Dubois, Régine Perzynski, Sawako Nakamae, et al.. Growth of a dynamical correlation length in an aging superspin glass. EPL - Europhysics Letters, 2008, 84, pp.37011. 10.1209/0295-5075/84/37011 . hal-00284743v2

HAL Id: hal-00284743

<https://hal.science/hal-00284743v2>

Submitted on 9 Feb 2009

HAL is a multi-disciplinary open access archive for the deposit and dissemination of scientific research documents, whether they are published or not. The documents may come from teaching and research institutions in France or abroad, or from public or private research centers.

L'archive ouverte pluridisciplinaire **HAL**, est destinée au dépôt et à la diffusion de documents scientifiques de niveau recherche, publiés ou non, émanant des établissements d'enseignement et de recherche français ou étrangers, des laboratoires publics ou privés.

Growth of a dynamical correlation length in an aging superspin glass

E. WANDERSMAN¹, V. DUPUIS¹, E. DUBOIS¹, R. PERZYNSKI¹, S. NAKAMAE² and E. VINCENT²

¹ *Laboratoire des Liquides Ioniques et Interfaces Chargées
UMR 7612 CNRS - Université Pierre et Marie Curie - ESCPI
4 place Jussieu - Boîte 51 - 75252 Paris Cedex 05 - France*

² *Service de Physique de l'Etat Condensé (CNRS URA 2464)
DSM/IRAMIS/SPEC - CEA Saclay, 91191 Gif sur Yvette Cedex, France*

PACS 75.50.Lk – *Spin glasses and other random magnets*
PACS 75.50.Tt – *Fine-particle systems; nanocrystalline materials*
PACS 75.40.Gb – *Dynamic properties*

Abstract. - We report on zero field cooled magnetization relaxation experiments on a concentrated frozen ferrofluid exhibiting a low temperature superspin glass transition. With a method initially developed for spin glasses, we investigate the field dependence of the relaxations that take place after different aging times. We extract the typical number of correlated spins involved in the aging dynamics. This brings important insights into the dynamical correlation length and its time growth. Our results, consistent with expressions obtained for spin glasses, extend the generality of these behaviours to the class of superspin glasses. Since the typical flipping time is much larger for superspins than for atomic spins, our experiments probe a time regime much closer to that of numerical simulations.

Introduction. – The microscopic mechanisms which are at the origin of the dramatic slowing down observed at the glass transition in a variety of complex systems, such as structural glasses or frustrated and random magnets, remain poorly understood [1]. Nevertheless, recent developments [2] relate these slow dynamics to the cooperative nature of the dynamical processes: for a particle (or a spin) to move, a part of its neighborhood must be engaged in this motion. The particle dynamics in glasses is then heterogeneous both in time and space, leading to anomalous dynamical fluctuations. The intensity of dynamical fluctuations gives an access to the size of these dynamically correlated domains.

Several theoretical and experimental works have been carried out on the dynamical fluctuations in structural glass formers and spin glasses [3]. Relevant physical quantities are four-point correlators [4–9] or their volume integrals χ_4 , the - so called - dynamical susceptibility. Experimental results on structural glasses, although being scarce, begin to draw a universal picture [10, 11], independent of the details of a considered system: as the glass transition is approached, the number of correlated particles increases but remains modest, around 5 to 10 particles.

Another interesting question concerns the connexion between structural glasses (with annealed, i.e. self induced, disorder) and spin glasses (with quenched disorder). In a recent paper [12], Coniglio and coworkers show that in the case of quenched disorder, the dynamical susceptibility grows with lag time and reaches a plateau, whose height increases with decreasing T. The deduced dynamical correlation length is diverging at low temperature, *in the same way as* the static non-linear susceptibility. This behaviour is characteristic of a static phase transition. On the contrary, for annealed disordered systems, the authors of [12] obtain a peaked dynamical susceptibility, that equals zero at large times. This fact is related to the transient nature of dynamical heterogeneities in this class of systems.

Lastly, being out of thermodynamical equilibrium, the dynamics of glassy systems evolves throughout time. The dynamics becomes slower and slower with elapsed time: the system ages. A challenging question in this field is to relate aging to the growth of a correlation length $\xi(t_w)$. However, the time invariance breaking complicates the task of experimentalist to extract this time-dependent dynamical correlation length and therefore, no data is available - to our

knowledge - in structural glass formers. In the case of spin glasses, alternative experimental methods have been employed to extract a correlation length, which indeed grows as the system ages [13,14]. From the theoretical point of view, several developments have been achieved to study this growing lengthscale associated to aging [6,15]. Recently, Jaubert and coworkers computed local four-point correlators in a 3D Edwards-Anderson spin glass model, at $T \sim 0.7T_g$ [15]. The deduced correlation length, of the order of a few lattice spacings, is increasing with the waiting time t_w (and diverge in the asymptotic limit), following a power law behaviour $\xi(t_w) \sim t_w^a$, with an exponent $a \sim 0.1$, in agreement with previous numerical works [4–9].

In the present work, we deal with a peculiar system, namely strongly interacting magnetic nanoparticle dispersions. Each nanocolloid bears a permanent magnetic moment and these systems can thus undergo two distinct kinds of glass transition, considering either structural or magnetic degrees of freedom. The first type of glass transition takes place at *ambient temperature* in concentrated ferrofluids, and is governed by the volume fraction. At high concentrations, a disordered colloidal solid of nanoparticles is observed (annealed disorder). The dynamical properties of this colloidal glass (and more precisely, their heterogeneous nature) are reported [16,17]. The second type of glass transition, on which we will focus here, occurs at *low temperature*, when the carrier liquid of a repulsive colloidal dispersion is frozen in zero magnetic field (quenched disorder). Magnetic nanoparticles are thus blocked in a solid matrix, randomly distributed and orientated, with each particle being magnetically uniaxial [18]. The only remaining degrees of freedom are the magnetic moment orientations, guided by (i) the individual magnetic anisotropy and (ii) dipolar interaction among magnetic moments, which becomes important at low temperature and sufficiently high volume fraction. Due to the disorder of the nanoparticle positions and magnetic axes orientations, the sign and the strength of the dipolar interactions are random. At low temperature, a transition towards a frustrated state of randomly interacting giant spins is observed, with slow dynamics and aging. These observed similarities with spin glasses [19–27] are at the origin of the term ‘superspin glasses’ which is now used to describe such materials [28].

Our present aim concerns this superspin glass transition and more precisely the extraction of a growing number of correlated superspins as the system ages. We also compare our results with experimental as well as numerical results obtained for spin glasses. The paper is organized as follows. In a first section, we present the analytical method, already employed in spin glasses, to extract the typical number of correlated superspins. We then describe the sample and the experimental procedure used in this study. The results are shown in a following section and are finally discussed.

Analytical and experimental methods. – For spin glasses an indirect method relying on the use of magnetic field change experiments has been successfully used to estimate the number of spins participating in the slow cooperative aging dynamics [13,14,29,30]. Here, we measure the relaxation of the Zero Field Cooled Magnetization for various field amplitudes (ZFCM method). The main idea behind this method is as follows. After a quench in $H = 0$ down to a temperature T_m in the spin glass phase (the first stage of a typical ZFCM relaxation experiment) spin glass correlations slowly develop among spins. During the waiting time t_w (counted as soon as the temperature T_m is stable) the system is exploring its metastable configurations in search for an equilibrium state. The typical free energy barrier $B(t_w)$ that can be overcome after t_w involves the cooperative flip of a number of correlated spins $N_s(t_w)$ which is increasing with the age t_w . If a magnetic field H is applied at time t_w (second stage of a ZFCM relaxation experiment, defines $t = 0$) the Zeeman energy, $E_Z(H)$, which results from the coupling of the $N_s(t_w)$ spins to the field, is expected to depend on N_s and reduces the typical barrier $B(t_w)$ to $B(t_w) - E_Z(H)$. For vanishing $E_Z(H)$ (i.e. small H) one can expect (e.g. in the framework of Bouchaud trap models [31]) a maximum in the relaxation rate $S = dM/d\log t$ at a characteristic time $t \sim t_w$. In the presence of non negligible $E_Z(H)$ one expects a shift of the position of this maximum to shorter times t . This shift can be described as a reduction of the true age of the system t_w to an effective age $t_w^{eff}(H)$:

$$t_w^{eff}(H) = \tau_0 \exp \left[\frac{B(t_w) - E_Z(H, N_s(t_w))}{k_B T} \right] \quad (1)$$

or equivalently with $t_w = \tau_0 e^{\frac{B(t_w)}{k_B T}}$

$$t_w^{eff}(H) = t_w \exp \left[-\frac{E_Z(H, N_s(t_w))}{k_B T} \right] \quad (2)$$

where τ_0 is a microscopic flipping time, of the order of 10^{-12} s in the case of spin glasses. For magnetic nanoparticles, it is usually taken of the order of 10^{-9} s, but at low temperature, the effect of the anisotropy barrier may be to increase it by several orders of magnitude.

According to this scenario, ZFCM relaxation measurements performed at T_m in the glassy phase with probing fields, H , of increasing intensities give access to the Zeeman energy $E_Z(H, N_s(t_w))$. The Zeeman energy is

$$E_Z(H, N_s(t_w)) = M(H, N_s(t_w)) \cdot H \quad (3)$$

M being the magnetization of the set of N_s (super-)spins. The explicit dependence of M on N_s is not completely obvious for a disordered system. For a small number of Ising spins N_s in a random configuration, the magnetization is proportional to the typical fluctuation $N_s^{1/2}$, and is independent of the field:

$$E_Z = N_s^{1/2} \mu H \quad (4)$$

where μ stands for the magnetic moment of 1 (super-)spin in the compound.

On the other hand, at the macroscopic scale, the magnetization is an extensive quantity, proportional to the number of (super-)spins, and (to first order) proportional to the field via the susceptibility χ_{FC} of 1 (super-)spin:

$$E_Z = N_s \chi_{FC} H^2 \quad (5)$$

This quadratic dependence has been found to better fit to the results for Heisenberg spins [7]. We confront below our data to both (quadratic or linear) scenarii.

From the H dependence of E_Z one can thus extract the typical number of correlated spins participating in a spin glass dynamics. N_s can then be used to estimate a dynamical correlation length, with the simplest approximation being $N_s \sim \xi^3$, as assumed in [13,14]. However, in numerical simulations [4–9], 4-point correlation functions can be directly determined. It is found that the equilibrium correlation function involves a power law prefactor $1/r^\alpha$, suggesting that the spins which flip coherently constitute a "backbone" of fractal dimension $d - \alpha$. The calculated values of α are ~ 0.5 for Ising spins [4, 8] and ~ 1 for Heisenberg spins [5], hence yielding $N_s \sim \xi^{2-2.5}$. Clearly, in the present experiments without the knowledge of the effective dimension of the spin backbone, only N_s can be determined. The precise values that we can infer for the dynamical correlation length ξ depends on the backbone dimension.

The sample used here is a chemically synthesized concentrated ionic ferrofluid [32], based on maghemite $\gamma - Fe_2O_3$ nanoparticles dispersed in glycerin. The nanoparticle surface is negatively charged, the dispersion being thus electrostatically stabilized. Each nanoparticle bears a permanent magnetic moment $\mu \sim 10^4 \mu_B$. The particles are slightly polydisperse in size with a diameter following a lognormal law with median diameter $d_0 = 8.6 \text{ nm}$ and polydispersity $\sigma = 0.23$ (estimated from a size weighted Langevin fit of $M(H)$ measurements at room temperature). The nanoparticle volume fraction Φ is determined to 15%. The physico-chemical control of the dispersion (ionic strength, osmotic pressure, etc.) allows a fine tuning of the electrostatic repulsions (in regard to the dipolar interaction), leading to well dispersed nanoparticles, without the presence of large aggregates or chains. This sample is similar to a previously studied water based frozen ferrofluid [26] but with a lower volume fraction.

The measurements reported here are performed with a commercial *Cryogenic*^{Ltd} S600 and QuantumDesign MPMS SQUID magnetometers. Prior to the measurements, the sample (mass $\approx 2 \text{ mg}$) is inserted in a glass capillary (diameter = 1 mm). The sample is introduced in the SQUID and cooled without the presence of any magnetic field, assuring a disordered orientational distribution of the nanoparticle anisotropy axes. Note also, that all the results presented here are done at temperature below the

fusion point of glycerin, assuring that the nanoparticle orientations are blocked in a rigid matrix.

In order to first characterize our sample and evidence the low temperature superspin glass transition of the concentrated frozen ferrofluid, Field Cooled (FC), Zero Field Cooled (ZFC) dc susceptibilities as well as real and imaginary parts of ac susceptibility at frequencies in the range 0.08 - 800 Hz are measured as a function of temperature. Then, to access the dynamical correlation length, we perform ZFCM relaxation experiments at a temperature $T_m = 0.7 T_g$ for probing fields of increasing intensities in the range [0 - 8.5 Oe]. Note that in references [13,14,30], a TRM protocol was used, which is the mirror procedure of ZFCM (the magnetic field is applied during t_w , then turned off; the magnetization relaxation is recorded).

But, as noted in [33], the field-cooled state of frozen superparamagnetic nanoparticles is strongly out of equilibrium, inducing possible aging-like effects even for non-interacting nanoparticles. We have therefore preferred to use a ZFCM procedure, in which the sample is cooled in zero field. This choice does not affect the argument on the Zeeman energy, presented above.

Results. –

dc and ac susceptibilities. Figure 1 shows the Field Cooled (FC) and Zero Field Cooled (ZFC) susceptibilities χ_{FC} and χ_{ZFC} as well as the real part, χ' , and imaginary part, χ'' , of the ac susceptibility at various ω , in the 0.08 - 800 Hz range as a function of temperature. In each case, a 1 Oe probing field is used. While at high temperature χ_{FC} , χ_{ZFC} and χ' exhibit a typical paramagnetic-like Curie Weiss behaviour, χ'' being essentially zero, a transition towards a disordered and frustrated state is observed below $T_g = 67 \text{ K}$ at which χ_{ZFC} displays a cusp and below which χ_{FC} becomes nearly temperature independent. Looking at the ac susceptibility we observed that both χ' and χ'' exhibit peaks (at slightly different temperatures as expected from Kramers-Krönig relations) which shift towards higher temperatures with increasing pulsation ω . In order to discriminate between simple superparamagnetic blocking and a true superspin glass transition [34] we analyze the ω -shift of the position of χ' peak using both an Arrhenius law, $\frac{1}{\omega} = \tau_0 e^{\frac{E_a}{k_B T_g(\omega)}}$, and a critical law, $\frac{1}{\omega} = \tau_0 \left(\frac{T_g(\omega)}{T_g} - 1 \right)^{-z\nu}$.

We find here that the Arrhenius analysis leads to unphysical parameters ($\tau_0 \sim 10^{-17} \text{ s}$) whereas the critical analysis can reproduce our observations with reasonable values : $z\nu \approx 7$, $\tau_0 \approx 5.10^{-6} \text{ s}$. The rather long time scale obtained for τ_0 is likely to be related to the individual slowing down of the superspin flip, due to the individual anisotropy barriers of the nanoparticles. Indeed, for super-spins the more pertinent individual time is $\tau_0 \sim \bar{\tau}_0 e^{\frac{E_a}{k_B T}}$, where $\bar{\tau}_0$ is a typical microscopic attempt time. Referring to data from [18], obtained with similar nanoparticles, the anisotropy energy of an individual nanoparticle is $E_a/k_B = 2 \times 300 \text{ K}$, and therefore their flipping time at the

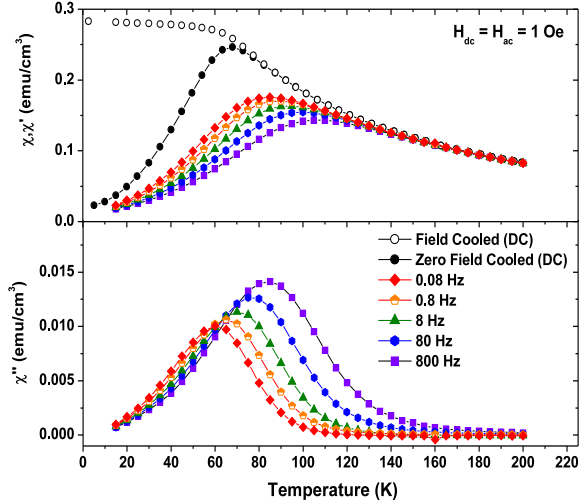


Fig. 1: Field Cooled, Zero Field Cooled and real and imaginary parts of resp. dc and ac susceptibilities as a function of temperature.

temperature $T_g = 67$ K and with an attempt time $\bar{\tau}_0 \sim 10^{-9}$ s is of the order of the microsecond. This order of magnitude is in good agreement with our experimental results. From this first magnetic characterization of our frozen ferrofluid sample, and more precisely from the critical slowing down reported near T_g , the transition towards a disordered state observed at low temperature is very likely to be ascribed to a superspin glass transition.

ZFCM relaxations. In order to illustrate what happens to the ZFCM relaxation when the intensity of the probing field H is increased, we have respectively plotted in Figure 2 and Figure 3 the time dependence of the magnetization M , normalized by its Field Cooled value M_{FC} , and the corresponding relaxation rate $dZFCM/d \log(t)$, recorded at $T_m = 0.7 T_g$ for a fixed waiting time $t_w = 18000$ s. The probing field was varied in the range 1 - 8.5 Oe. For a weak field (1 Oe) a peak of the relaxation rate in Figure 3 is clearly observed at $t \sim t_w$, whereas an increase in the field intensity yields a shift of the peak position towards reduced times $t \sim t_w^{eff}(H)$.

Extracting the various $t_w^{eff}(H)$ for different t_w and using the expression of the Zeeman energy $-E_Z/k_B T = \ln(t_w^{eff}/t_w)$ we are able to plot on Figure 4 $E_Z(H, N_s(t_w))$ as a function of H^2 for the different t_w , in $t_w = 3000 - 24000$ sec range. As the temperature equilibration time, after the quench down to $0.7 T_g$, is of the order of 200 seconds, no accurate data is obtained below $t_w = 3000$ s. In the probed range of t_w , we observe that our data in superspin glass correspond better to a quadratic dependence of E_Z in H (this behaviour is explicit in the inset of Figure 4). In order to extract the typical number of correlated spins participating in the dynamics at time t_w we performed linear fits of the data to H^2 and extracted the slopes. The FC susceptibility per superspin, χ_{FC} , of Equation 5 is ex-

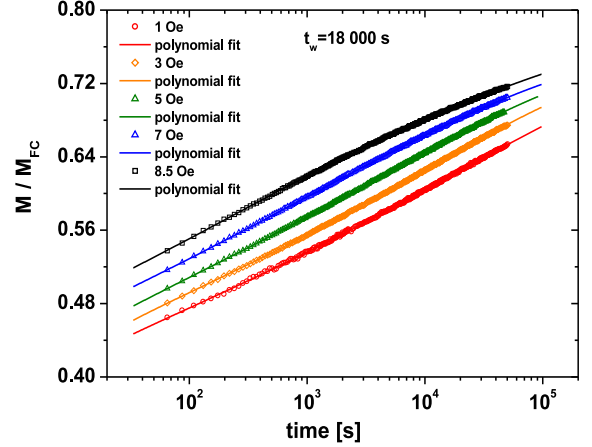


Fig. 2: ZFCM relaxations $M(t, t_w = 18000s, H)$ normalized by the Field Cooled magnetisation M_{FC} . Experiments are performed at $T_m = 0.7 T_g$ and here recorded at fixed $t_w = 18000$ s and increasing probing field H . The initial time $t = 0$ is defined by the switching on of the magnetic field. A vertical shift (multiplicative coefficient) has been performed for sake of clarity. Full lines are 4th order polynomial fits of the data, in order to extract the relaxation rate, $dM/d \log t$, presented Fig. 3

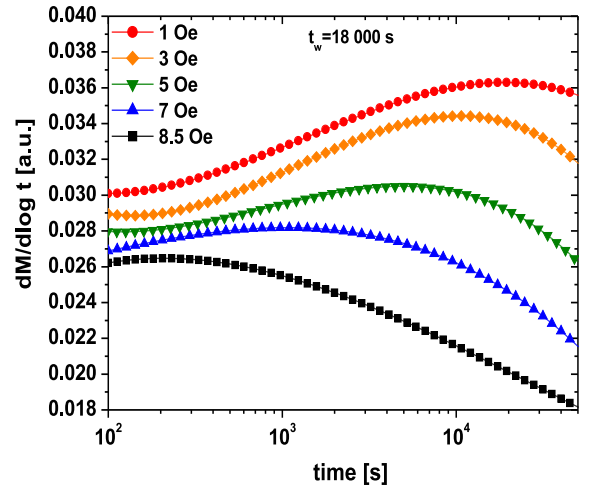


Fig. 3: Relaxation rate $dM/d \log t$ associated with ZFCM relaxation performed at $T_m = 0.7 T_g$ recorded at fixed $t_w = 18000$ s and increasing probing field H . A vertical shift (multiplicative coefficient) has been performed for sake of clarity.

tracted from the DC value (open circles) of Figure 1, and from the sample concentration and volume.

The typical number of correlated spins $N_s(t_w)$ found is plotted as a function of t_w in Figure 5. As can be seen, N_s (or equivalently ξ) grows with increasing t_w . The N_s values found for our frozen ferrofluid, are rather small ($\sim 10^2$), compared to typical values obtained for spin glasses ($\sim 10^4 - 10^6$). As discussed above, the dynamical correlation length ξ (normalized to the interparticle

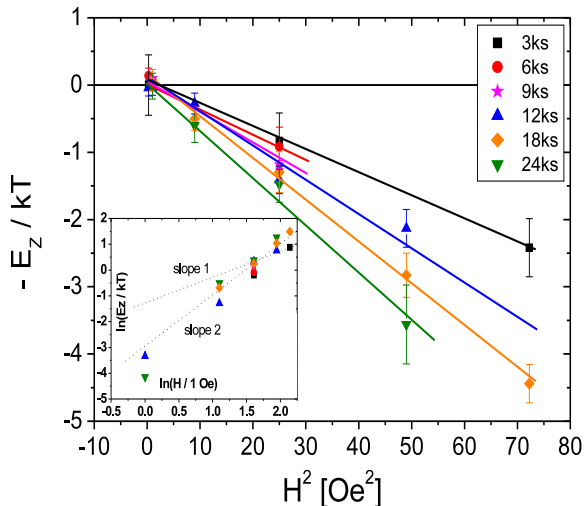


Fig. 4: Zeeman energies estimated from ZFCM relaxations vs. field squared for various waiting times in the range [3 ksec - 24ksec]. Inset : logarithmic representation: $\ln(E_Z/k_B T)$ as a function of $\ln(H/1\text{Oe})$. Dotted lines with slopes 1 and 2 are added to support the quadratic H field dependence of the Zeeman energy.

distance ξ_0) is related to N_s via

$$\frac{\xi}{\xi_0} \sim N_s^{\frac{1}{d-\alpha}} \quad (6)$$

where $d-\alpha$ stands for the effective dimension of the groups of spins flipping coherently. Whatever the precise value of $d-\alpha$ (between 2 and 3, as indicated by numerical simulations [4–9]), the corresponding values of ξ remain in the order of 5–10 ξ_0 .

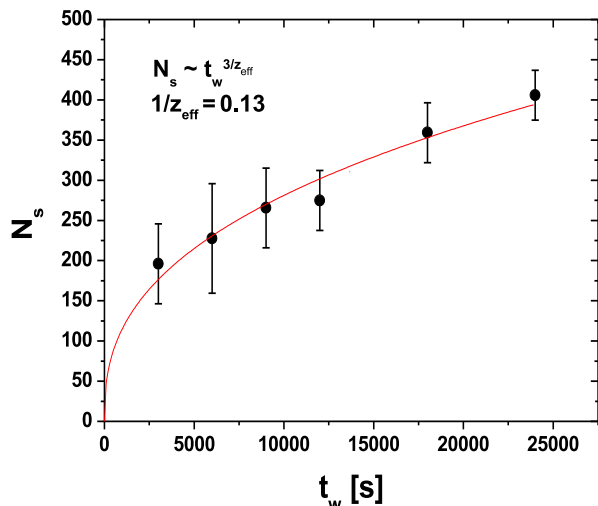


Fig. 5: Number of correlated superspins as a function of the waiting time. The solid line is a power law fit of the data.

Discussion. — So far, we have been able to apply to the case of a superspin glass the method proposed in

[13, 14, 30] to extract a dynamical correlation length in spin glasses. However, the typical number of correlated superspins is smaller than that obtained in spin glasses [13, 14] by 2–3 orders of magnitude. Indeed in [13] it was shown that, by simply considering $d-\alpha=3$, the results from several Heisenberg-like atomic spin glasses could be well approximated by

$$\frac{\xi}{\xi_0} \sim \left(\frac{t_w}{\tau_0} \right)^{\frac{1}{z_{eff}}} \quad (7)$$

where τ_0 is an individual time and $1/z_{eff}$ is an effective dynamical exponent found to be $\sim 0.15T/T_g$. This expression can be seen as an extrapolation below T_g of the dynamic scaling hypothesis, with $z_{eff}(T_g)$ being the usual dynamic exponent z . Further experiments on an Ising spin glass [14] have shown that this simple power law behaviour must be modified to a more general expression, while it can be seen in Fig.5 that our superspin results are already well reproduced by the simple power law Eq.7.

In this expression we see that ξ depends on t_w through the ratio t_w/τ_0 . However, if $\tau_0 \sim 10^{-12}$ s for individual spins in a spin glass, in superspin glasses, the pertinent individual time given by $\tau_0 \sim \bar{\tau}_0 e^{\frac{E_a}{k_B T}}$ is several orders of magnitude larger than $\bar{\tau}_0$, up to microseconds. Hence, it is clear that we probe a much shorter aging regime of ξ growth in a superspin glass than in an atomic spin glass. This is likely to be the main reason why we observe such small values of ξ in our frozen ferrofluid sample.

Remarkably, in this regime of smaller numbers of correlated superspins, the growth of the dynamical correlation length follows a power law, with an exponent $1/z_{eff} = 0.13 \pm 0.015$, which is in good agreement with the value $0.15T/T_g = 0.105$ obtained for Heisenberg-like spin glasses [13]. The anisotropy barriers in our nanoparticles are not very large (flipping time τ_0 of the order of hundreds of microseconds in the temperature range of the relaxations), and it is therefore plausible to consider that both superspin experiments and spin glasses simulations explore similar effective aging regimes, t_w/τ_0 . Indeed, in Monte Carlo numerical simulations of spin glasses [6–9], the waiting times are usually of $10^5 - 10^6$ Monte Carlo Steps (MCS) with an attempt time of 1 MCS. Thus, MC simulations explore a comparable short aging regime.

However, the *numerical* results for Ising spins [4, 6–9] follow a power law behaviour, similar to Eq 7, whereas a deviation from such behaviour is found in the Heisenberg case [5]. On the contrary, in *experiments*, the power law is observed in Heisenberg-like spin glasses, but significant deviations are observed for Ising cases [14]. The present discrepancy between experiments (in real time) and numerical simulations (in their own distinct time regime) is not yet clearly understood [35].

The typical number of correlated superspins, reached in a superspin glass during the experimental timescale, is much smaller than in the case of an atomic spin glass. As noted in [14, 29, 37] for spin glasses, the number of corre-

lated spins involved in the dynamics must be large enough for such complex phenomena as “rejuvenation and memory effects” to occur. This is because these phenomena involve a hierarchy of embedded active length scales. Our results therefore provide a very plausible explanation of the difficulty to observe clear rejuvenation and memory effects in superspin glasses [14,36–38], as already proposed in [39]

Conclusion. – In this paper, we have reported the results of ZFCM relaxation experiments performed in the superspin glass phase of a concentrated frozen ferrofluid with the anisotropy axis of each nanoparticle randomly orientated. The situation with orientated anisotropy axis will be explored in a forthcoming paper. With the aim of extracting the dynamical correlation length and its age dependence in the superspin glass phase, we used probing fields of increasing intensities and analyzed our data following a method successfully applied to spin glasses. Our results show that the typical number of superspins participating in the slow out-of-equilibrium dynamics (and hence the correlation length) in a superspin glass follows the same growth law but its value is much smaller than in a spin glass. This difference is likely to be attributed to the much longer individual time, τ_0 , required for a superspin flip compared to a single spin flip. Consequently, our experiments on a superspin glass allow to probe a much shorter aging regime, t_w/τ_0 , of ξ growth than experiments performed on spin glasses. Numerical simulations of spin glasses adapted to superspin glasses (with magnetic dipole-dipole interactions) appear thus as a promising tool to understand strongly interacting nanoparticle systems. They would in addition give new insights in the general problem of the collective behaviour of randomly located dipoles.

Acknowledgments. – The authors deeply thank F. Ladieu and D. l’Hôte, for fruitful discussions, and F. Bert for AC measurements, performed at LPS, University of Paris-Sud.

REFERENCES

- [1] K. Binder and W. Kob 2005 “Glassy materials and disordered solids” 2005 *World Scientific*
- [2] L. Berthier et. al. 2007 *J. Chem. Phys.* **126** 184503
- [3] C. Chamon, P. Charbonneau, L.F. Cugliandolo, D.R. Reichman and M. Sellitto 2004, *J. Chem. Phys.* **121** 10120
- [4] L. Berthier and J.-P. Bouchaud 2002 *Phys. Rev. B* **6** 054404
- [5] L. Berthier and A.P. Young 2004 *Phys Rev B* **69** 184423
- [6] H. Rieger 1995 Annual Reviews of Computational Physics II, ed. D. Stauffer, *World Scientific, Singapore* 295–341
- [7] T. Komori, H. Yoshino and H. Takayama 1999 *J. Phys. Soc. Jpn.* **68** 3387 and 2001 *J. Phys. Soc. Jpn.* **69** 1192
- [8] E. Marinari, G. Parisi, F. Ritort and J. J. Ruiz-Lorenzo 1996 *Phys. Rev. Lett.* **76** 843
- [9] E. Marinari, G. Parisi, F. Ricci-Tersenghi and J. J. Ruiz-Lorenzo 2000 *J. Phys. A.* **33** 2373
- [10] C. Dalle-Ferrier et. al. *Phys. Rev. E* **76** 041510
- [11] L. Berthier et. al. 2005 *Science* **310** 1797–1800
- [12] A. Coniglio, T. Abete, A. de Candia, E. Del Gado and A. Fierro 2007 *J. Phys.: Condens. Matter* **19** 205103
- [13] Y.G. Joh, R. Orbach, G.G. Wood, J. Hammann and E. Vincent 1999 *Phys. Rev. Lett.* **82** 438; Y.G. Joh, R. Orbach, G.G. Wood, J. Hammann and E. Vincent 2000 *J. Phys. Soc. Jpn.* **69** Suppl.A, 215
- [14] F. Bert, V. Dupuis, E. Vincent, J. Hammann and J.-P. Bouchaud 2004 *Phys. Rev. Lett.* **92** 167203
- [15] L. Jaubert, C. Chamon, L. F. Cugliandolo and M. Picco 2007 *J. Stat. Mech.* 2007 P05001
- [16] G.Mériduet, E. Dubois, V. Dupuis and R. Perzynski 2006 *J. Phys.: Condens. Matter* **18** 10119–10131; E. Wandersman et. al. 2008 *J. Phys. Cond. Matt* **20** 204124
- [17] E. Wandersman, A. Duri, A. Robert, E. Dubois, V. Dupuis and R. Perzynski 2008 *J. Phys. Cond. Matt* **20** 155104; A. Robert et. al. 2006 *Europhys. Lett.* **75** 764
- [18] F. Gazeau, J.C. Bacri, F. Gendron, R. Perzynski, Yu. Raikher, V.I. Stepanov and E. Dubois, 1997, *J. Magn. Magn. Mat.* **186** 175-187
- [19] J.A. Mydosh 1993 “Spin Glasses : an experimental introduction” *Taylor and Francis, London*
- [20] E. Vincent, J. Hammann, M. Ocio, J.-P. Bouchaud and L.F. Cugliandolo, in Proceedings of the XIV Sitges Conference (1996), *Springer Verlag Lecture Notes in Physics* **492** 184-219, also available at arXiv:cond-mat/9607224
- [21] P. Nordblad and P. Svedlindh 1998 “Spin glasses and random fields” *A. P. Young, World Scientific, Singapore*
- [22] T. Jonsson, J. Mattsson, C. Djurberg, F. A. Kahn, P. Nordblad 1998 *Phys. Rev. Lett* **75** 4138
- [23] H. Mamiya, I. Nakatani and T. Furubayashi 1998 *Phys. Rev. Lett.* **80** 177 and 1999 *Phys. Rev. Lett.* **82** 4332
- [24] P. Jönsson, M. F. Hansen, P. Svedlindh and P. Nordblad 2001 *J. Magn. Magn. Mater.* **226** 1315
- [25] Y. Sun, M. B. Salamon, K. Garnier and R. S. Averback 2003 *Phys. Rev. Lett.* **91** 167206
- [26] D. Parker et. al. 2005 *J. Appl. Phys.* **97** 10A502
- [27] D. Parker, V. Dupuis, F. Ladieu, J.-P. Bouchaud, E. Dubois, R. Perzynski and E. Vincent 2008 *Phys. Rev. B* **77** 104428
- [28] P. Jönsson 2004 *Adv. Chem. Phys.* **128** 191
- [29] E. Vincent, 2005, in Proceedings of the 2005 Luxembourg University Summer School, *Springer Lect. Notes Phys.* **716** 760, (2007), also accessible as arXiv:cond-mat/0603583.
- [30] E. Vincent, J.-P. Bouchaud, D.S. Dean and J. Hammann 1995 *Phys. Rev. B* **52** 1050
- [31] J.-P. Bouchaud 1992 *J. Phys. I France* **2** 1705
- [32] R. Massart 1981 *IEEE Trans. Magn.* **17** 1247
- [33] M. Sasaki, P.E. Jönsson, H. Takayama and H. Mamiya, 2005 *Phys. Rev. B* **71** 104405
- [34] J. L. Tholence 1984 *Physica B* **126** 157
- [35] L. Berthier and A.P. Young 2005 *Phys. Rev. B* **71** 214429
- [36] K. Jonason, E. Vincent, J. Hammann, J.-P. Bouchaud and P. Nordblad 1998 *Phys. Rev. Lett.* **81** 3243
- [37] J.-P. Bouchaud, V. Dupuis, J. Hammann and E. Vincent 2001 *Phys. Rev. B* **65** 024439
- [38] K. Jonason, P. Nordblad, E. Vincent, J. Hammann and J.-P. Bouchaud 2000 *Eur. Phys. J. B* **13** 99
- [39] P. E. Jönsson, H. Yoshino, H. Mamiya and H. Takayama 2005 *Phys. Rev. B* **71** 104404