



HAL
open science

Approach of the constitutive material behaviour of textile composites through simulation

Damien Durville

► **To cite this version:**

Damien Durville. Approach of the constitutive material behaviour of textile composites through simulation. Structural Membranes 2005 II International conference on Textile Composites and Inflatable Structures, Oct 2005, France. pp.307-316. hal-00274102

HAL Id: hal-00274102

<https://hal.science/hal-00274102v1>

Submitted on 17 Apr 2008

HAL is a multi-disciplinary open access archive for the deposit and dissemination of scientific research documents, whether they are published or not. The documents may come from teaching and research institutions in France or abroad, or from public or private research centers.

L'archive ouverte pluridisciplinaire **HAL**, est destinée au dépôt et à la diffusion de documents scientifiques de niveau recherche, publiés ou non, émanant des établissements d'enseignement et de recherche français ou étrangers, des laboratoires publics ou privés.

APPROACH OF THE CONSTITUTIVE MATERIAL BEHAVIOUR OF TEXTILE COMPOSITES THROUGH SIMULATION

Damien Durville

LMSSMat

Ecole Centrale Paris / CNRS UMR 8579 Grande Voie des Vignes

92295 Châtenay-Malabry Cdex - France

e-mail: damien.durville@ecp.fr, web page: <http://www.mssmat.ecp.fr>

Key words: Finite Elements Simulation, Contact-Friction

Abstract. *A complete approach for the determination of the complex constitutive behaviour of textile composites through finite element simulation is presented in this paper. In this work, simulations of different loading cases are carried out on small samples of textile composites, taking into account all individual fibers of the fabric and interactions taking place between them. The most delicate issue is related to the modelling of contact-friction interactions between fibers, and the solution of the nonlinear problem that follows up by the means of robust algorithms. The efficiency of these algorithms, and the increase of capacities of high performance computing, allow to simulate samples made of several hundreds of interlocked fibers.*

1 INTRODUCTION

Textile composites are constituted by components arranged at different levels : fibers are spun together to form yarns that are then interlocked and coated with an elastic matrix. The prediction of the mechanical properties of such structures requires then to be able to represent the behaviour of each component, and above all, to be able to take into account interaction mechanisms taking place between them. However, relative motions between internal fibers are very complex, and classical techniques, such as homogenization, most of the time reveals helpless to account for these phenomena.

With the increase of computing capacities, the simulation becomes an alternative way to explore and identify the behaviour of textile materials. To carry out such a simulation, one has to model the behaviour of internal components and their interactions. At a first level, one can consider yarns making up the fabrics by the means of adapted beam model [1, 2]. But the behaviour of individual textile yarns are also very complex, especially in their transverse directions, and for instance, the shape of their cross-section may vary largely depending on the position in the weaving, and the tension in the yarns.

It is now possible to consider a large number of interacting fibers, and to go down one level deeper, in order to take into account the behaviour of individual fibers constituting the yarns. Based on our approach to model contact-friction interactions within a large

collection of fibers undergoing large displacements [1, 3], we present here complete simulations of small samples of textile composites, in which all fibers involved in the fabric are considered. The main advantage of this approach is that it offers a direct view to phenomena taking place at the level of fibers. Since all components are taken into account, there is furthermore no need to identify behaviours of intermediate models.

The core of our approach is in the detection and modelling of contact-interaction within a large number of fibers. The principles of this modelling are briefly recalled in the first section. Adapted algorithms enables efficient solutions of nonlinear problems comprising up to 30 000 contact elements. The next section is devoted to the computation of the initial configuration of the fabric, which is actually an unknown of the problem. Starting from a theoretical arrangement of fibers and yarns, this configuration is computed by progressively enforcing given contact conditions at crossings. The way the elastic coating is meshed and coupled with the fibers of the fabric by the means of coupling elements is then presented. Numerical results for biaxial tensions and shear loadings are finally given for plain weave and twill samples. They demonstrate the ability of the model to reproduce the nonlinear behaviour of textile structures.

2 Taking into account of contact-friction between fibers

2.1 Modelling aspects

The automatic detection and taking into account of contact-friction is the core of the model for the textile composites. Let us recall briefly some principles. Many difficulties are encountered in the task of detecting contact between fibers : we assume the fibers can undergo large relative displacements, that contact may appear or disappear anywhere, and at any time. Our detection of contact between fibers is based on the construction, in each region where two parts of fibers are close enough, of an intermediate geometry, defined as an average of the two geometries of the close parts of fibers. This intermediate geometry is assumed to approximate the actual possible contact geometry. It is used to provide with a contact search direction which plays a symmetrical part with respect to the two opposite structures, and as a geometrical support for an independant discretization of the contact problem. Contact elements are created, on this intermediate geometry, by associating two material particles, belonging to both fibers in interaction, that are predicted to enter into contact at a given point on the intermediate geometry. Particles making up these contact elements may be located anywhere on the beam elements of the fibers, and not only at nodes or other special integration points. This offers a great flexibility to the method and allows to position contact elements very accurately, for instance at the crossing between fibers. This process of determination of contact elements is a predictive and non linear process, since it depends on the solution itself. For these reasons, contact elements are regularly regenerated during the solution process.

2.2 Algorithmical and numerical aspects

In structures involving a large number of fibers, one has also to deal to numerous contact elements, and numerical models need therefore to be very efficient to solve the global nonlinear problem in a reasonable number of iterations. To improve the robustness and efficiency of contact algorithms, we use a regularized penalty method to control the penetration gap at each contact element. For very small penetrations, we consider the normal reaction varies quadratically with the gap, which ensures a zero derivative, and a continuous contact stiffness when the gap goes to zero. This stabilizes largely the algorithm. The second point which has been very important to improve the global algorithm, was to adapt locally, that is in each contact zone, the penalty coefficient, in such a way that the maximum penetration in each contact region is controlled by a given threshold. When a fixed penalty coefficient is considered, the penetration at contact element depends on the forces exerted by the interacting structures. But these forces can vary very largely within the global assembly of fibers, and also with the loading conditions. In this situation, keeping the penalty coefficient fixed will give penetrations of very different amplitudes. The local adaptation of the penalty coefficient to keep the maximum penetration of the same order in the different contact regions seems to be a good guaranty to have the contact algorithm converge in the best way in all regions. Thanks to these improvements of the contact algorithms, in the numerical examples presented in the following, cases with about 20.000 contact elements could be solved with only about 60 iterations per loading step.

3 Computation of the initial configuration of the fabric

The initial configuration of the fabric is an *a priori* unknown of the problem. All we have access to is the theoretical arrangement of fibers in individual yarns, and the relative positions of yarns at crossings in the weaving, depending on the weaving structure.

The computation of this initial configuration is one of the contributions of the simulation code, and provides with significant informations, concerning especially the shapes of the cross-sections of the yarns in the fabric. To obtain this initial configuration, we start from a theoretical configuration, which follows only the relative arrangement of fibers within yarns, and where yarns penetrate each other at crossings. The equilibrium configuration of the woven structure is then progressively reached, simply by enforcing, during first steps, the direction of contact between fibers of different yarns at the crossings between yarns, depending on the weave pattern. In order to have only small perturbations between steps, the contact between fibers of different yarns is searched, during this initialization stage, only at small distances. Once the weaving pattern is checked at each crossing, that is all fibers of one yarn are above, or below, the fibers of the other yarn, the enforcement of the contact direction is left, and the classical contact conditions are considered between all fibers. Results at different steps of this initialization stage may be seen on Figure 4.

The goal of this initialization stage is to get the right geometry for each fiber of the fabric. The configuration obtained at the end of this stage is then taken as the initial configuration for the rest of the computation, in such a way that stresses (tractions) are considered to be zero in the following.

4 Consideration of an elastic matrix : coupling with fibers of the fabric

The consideration of an elastic matrix is necessary to identify the behaviour of textile composites. An accurate modelling of the interface between fibers and matrix seems very difficult to reach because of the complexity of the geometry of the yarns, and of the fineness of discretization it would induce in the matrix in order to have conforming meshes between the fibers and the matrix. Assuming components of the fabric are stiffer than the coating material, our choice is to model the matrix and its coupling with the fabric rather roughly.

The meshing of the matrix and the coupling with fibers of the matrix are carried out in the following way. Hexahedral elements are created for the matrix, according to a structured pattern, so that they slightly penetrate the volume of the yarns (see Figure 1). This penetration creates an overlapping region where external fibers of the yarns are inside the volume of finite elements of the matrix. To ensure the mechanical coupling between the fibers and the matrix, for each beam node of a fiber which is inside an element of the matrix, we create a “coupling element” between this node and the particle of the matrix occupying the same position. This coupling element behaves as an elastic link between the node and the particle, whose stiffness is equal to the stiffness of the matrix. Due to this adapted stiffness, these coupling elements are able to couple kinematical fields of different nature, and approximated by very different discretized fields in the two linked structures.

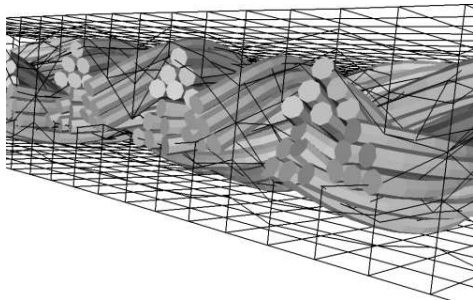


Figure 1: Nonconforming meshes for the elastic matrix and the fibers

5 Numerical results

5.1 Computation of initial configuration for plain weave and twill samples

To validate the computation of the initial configuration, we have taken yarns made with 3 bundles of 12 fibers, that is made of 36 fibers each, as illustrated on Fig. 2. To keep a




Figure 2: Start configuration for a 36 fibers yarn

reasonable CPU time, we have only considered samples made of 8 interlocked yarns, and arranged according to two different weave structures : a plain weave, and a 2x2 twill. The two models comprise around 95 000 dofs. In the final step, about 25 000 contact elements were built and taken into account in the computation, among which, about 18 000 were active. Successive configurations obtained for the two weavings are shown on Figure 4.










Figure 3: Cutouts of the deformed configurations at the last step of the initialization for a plain weave (left) and a twill (right)





1. Theoretical start configurations



2. Intermediate (unbalanced) configurations



3. Intermediate (unbalanced) configurations



4. Computed balanced configurations

Figure 4: Progressive calculation of the initial configuration for a plain weave (left) and a twill (right) sample

Valuable informations about the geometries of cross-sections of yarns are obtained from this computation of the initial configuration. Figure 3 shows the very different shapes for both the medium line of yarns and their cross-sections in function of the two weave structures. Figure 5 enlightens the great variations in the arrangements of fibers in yarns between the start configuration and the computed initial configuration of the two fabrics.

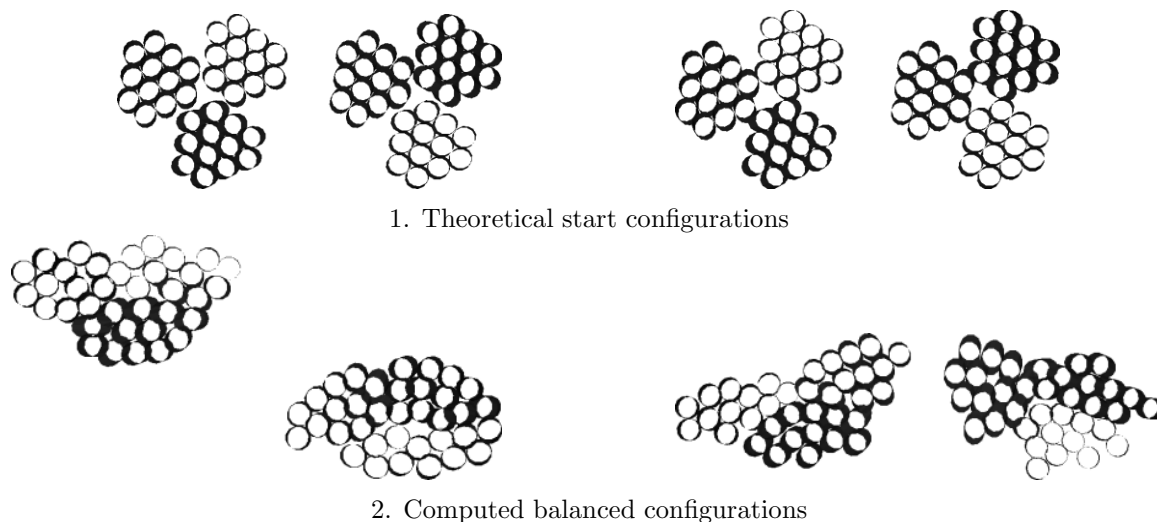


Figure 5: Evolution of two neighbouring warp yarns cross sections between the theoretical start configuration and the computed initial configuration for the plain weave (left) and the twill (right) samples

5.2 Identification of the constitutive behaviour under biaxial tensions and shear loadings

5.2.1 Presentation of the models

After the calculation of the initial configuration, a restart is done, considering now the presence of an elastic coating and its coupling with the fibers of the fabric. For this identification, the studied samples were made of 12 interlocked yarns, each of them comprising 3 bundles of 6 fibers. Meshes for the global composite structure for plain weave and twill are shown on Figure 6.

The ratio between the stiffness of the matrix and the stiffness of the fibers is taken to 1000, and a coefficient of 0.1 is considered between fibers.

The models have about 120 000 degrees of freedom and about 20 000 contact elements, among which about 15 000 are active.

5.2.2 Biaxial tests

Biaxial tension simulations have been carried out on the two samples. Different strains have been prescribed in the warp and weft directions ; the ratio between the steains in

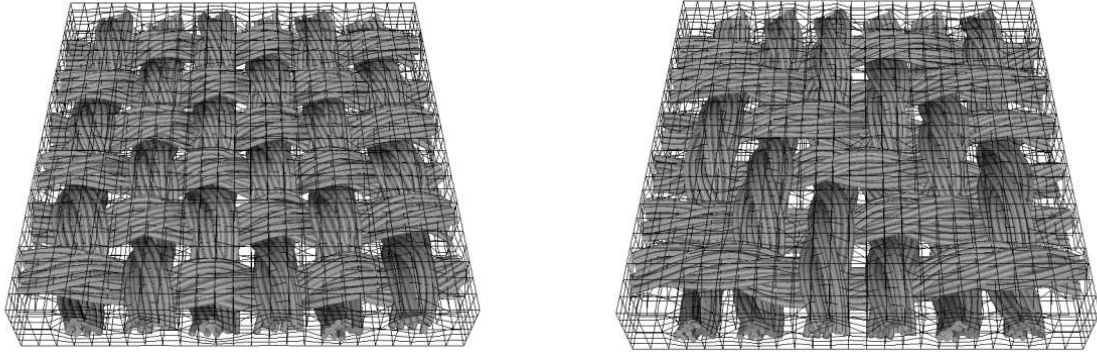


Figure 6: Initial meshes for the two samples : plain weave (left) and twill (right)

these two directions, denoted α , has been taken equal to 1, 2, 4 and 10. The loading curves (Figure 7) show well-known nonlinear characteristics at the start of the loading.

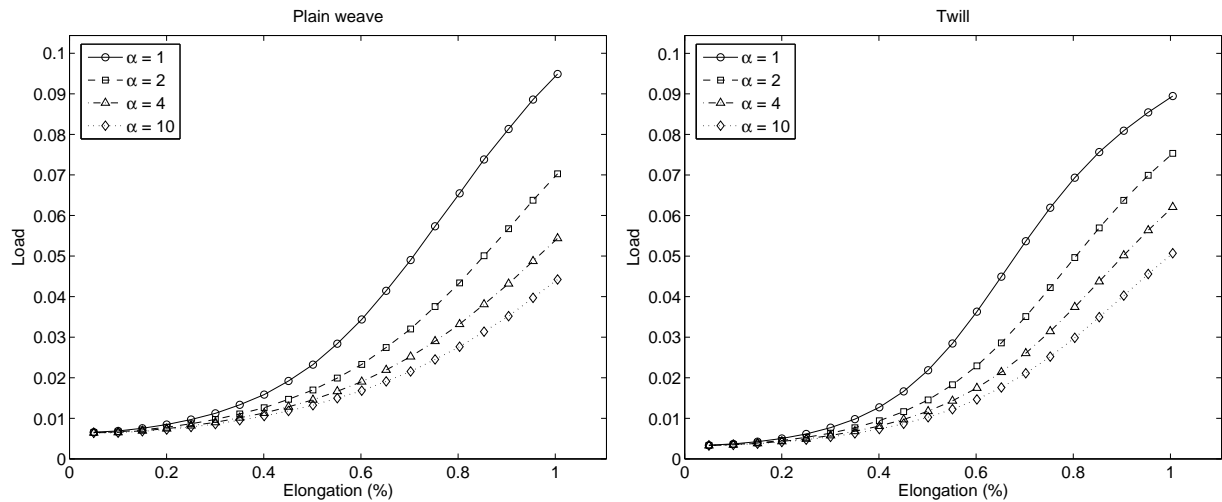


Figure 7: Biaxial tension loading curves obtained for different ratio between the strains applied to warp and weft directions

5.2.3 Shear tests

Shear loading simulation have been carried out by applying a rotation on the sides of the samples. In this case, the contribution of the matrix to the total force is not neglectible as shown on the loading curves (Figure 9). Nonlinear effects are more difficult to analyze.

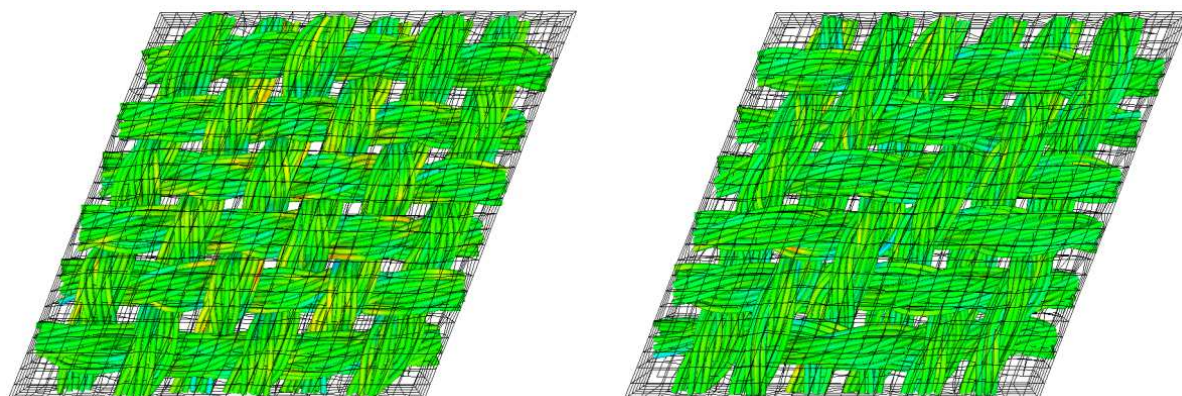


Figure 8: Deformed configurations at the end of the shear loading

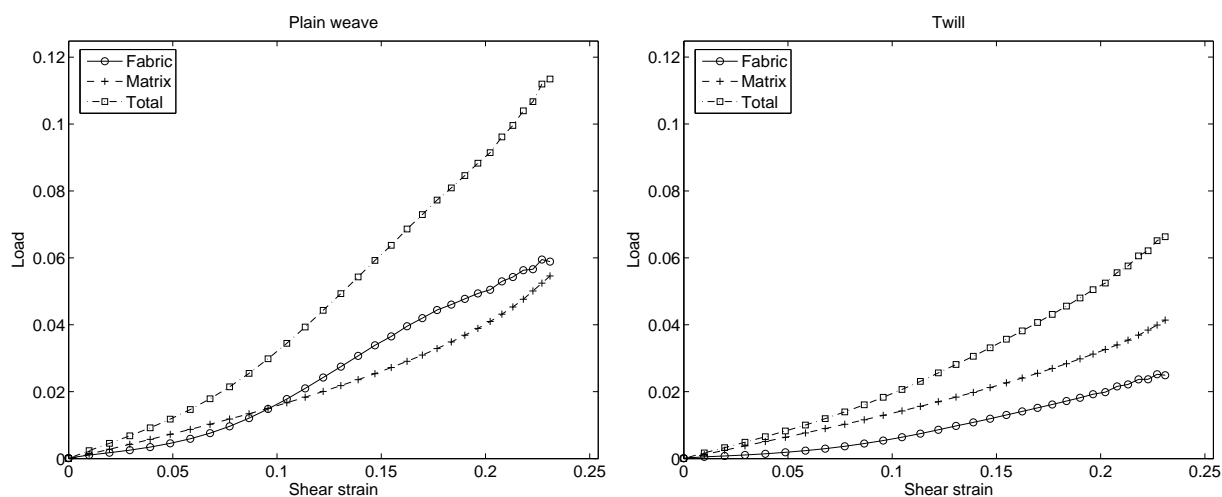


Figure 9: Shear loading curves

6 Conclusion

A global model to simulate and identify the constitutive behaviour of textile composites have been presented. Because it takes into account all components and mechanisms at the meso scale of this type of structure, this model is able to represent the complex behaviour of textile structures without having to fit mechanical parameters. The numerical tests show the efficiency of the algorithms used in the model, even when a large number of contact elements are considered. The use of this model should allow to understand and estimate the phenomena taking place at the meso-scale in textile structures, and to identify the global behaviour of textile materials under a wide range of loading cases.

REFERENCES

- [1] D. Durville, Numerical simulation of the mechanical behaviour of textile structures at a mesoscopic scale. Structural Membranes 2003, *Textile composites and inflatable structures*, E. Oñate and B. Kröplin (Eds.), CIMNE, Barcelona, Spain, 310–315, (2003)
- [2] P. Boisse, B. Zouari and A. Gasser. A mesoscopic approach for the simulation of woven fibre composite forming. *Composites Science and Technology*, **65**, n°3-4, 429–436, (2005)
- [3] D. Durville, Numerical Simulation of Entangled Materials Mechanical Properties. *Journal of Materials Science*, to be published , (2005)