



Constraint satisfaction problems and neural networks: a statistical physics perspective

Marc Mezard, Thierry Mora

► To cite this version:

Marc Mezard, Thierry Mora. Constraint satisfaction problems and neural networks: a statistical physics perspective. 2008. hal-00266040

HAL Id: hal-00266040

<https://hal.science/hal-00266040>

Preprint submitted on 20 Mar 2008

HAL is a multi-disciplinary open access archive for the deposit and dissemination of scientific research documents, whether they are published or not. The documents may come from teaching and research institutions in France or abroad, or from public or private research centers.

L'archive ouverte pluridisciplinaire **HAL**, est destinée au dépôt et à la diffusion de documents scientifiques de niveau recherche, publiés ou non, émanant des établissements d'enseignement et de recherche français ou étrangers, des laboratoires publics ou privés.

Constraint satisfaction problems and neural networks: a statistical physics perspective

Marc Mézard

LPTMS, UMR 8626 CNRS et Univ. Paris-Sud, 91405 Orsay CEDEX, France

Thierry Mora

Lewis-Sigler Institute for Integrative Genomics, Princeton University, Princeton, NJ 08544, USA

Abstract

A new field of research is rapidly expanding at the crossroad between statistical physics, information theory and combinatorial optimization. In particular, the use of cutting edge statistical physics concepts and methods allow one to solve very large constraint satisfaction problems like random satisfiability, coloring, or error correction.

Several aspects of these developments should be relevant for the understanding of functional complexity in neural networks. On the one hand the message passing procedures which are used in these new algorithms are based on local exchange of information, and succeed in solving some of the hardest computational problems. On the other hand some crucial inference problems in neurobiology, like those generated in multi-electrode recordings, naturally translate into hard constraint satisfaction problems.

This paper gives a non-technical introduction to this field, emphasizing the main ideas at work in message passing strategies and their possible relevance to neural networks modelling. It also introduces a new message passing algorithm for inferring interactions between variables from correlation data, which could be useful in the analysis of multi-electrode recording data.

1. Introduction: Constraint Satisfaction Problems

Engineers often encounter problems with many degrees of freedom ('variables') but also many constraints. The problem is to find a value of the variables which satisfies all constraints, or the most probable configuration of variable given the constraints and some a priori measure. Obvious applications are scheduling (classes, airplanes...), or job assignment. But similar problems occur in various branches of scientific activity, and are crucial in several domains. To be short we shall focus here on four of them. The satisfiability problem is at the core of the theory of computational complexity in computer science. Error correcting codes are one of the main topic of information theory. Learning

from examples is a basic process in cognitive neuroscience. Reconstruction of neuron interactions from multi-electrode recording is a problem which is becoming more and more important.

All these problems can be formulated in a common language (Mézard & Montanari, 2008), and have a strong relationship to fundamental issues in statistical physics like the existence of phase transition, and the possibility of glassy phases. They can also be cast into a somewhat generic formalism, based a graphical representation of the topology of constraints (Kschischang et al., 2001), which allows to apply a general ‘message passing’ strategy to all of them. Some of these message passing algorithms have actually shown strikingly good performance, solving some problems in satisfiability or perceptron learning that are unreachable by any other algorithms. It is interesting in itself to understand how fundamental issues in computational complexity and information processing can be formulated in the same language as relevant problems in neuroscience, the main aim of this paper is to give some clues on these connexions.

2. Satisfiability

The problem of satisfiability involves N Boolean variables $x_i \in \{T, F\}$. There exist thus 2^N possible configurations of these variables. The constraints take the special form of ‘clauses’, which are logical ‘OR’ functions of the variables. For instance the clause $x_1 \vee x_2 \vee \bar{x}_3$ is satisfied whenever $x_1 = T$ or $x_2 = T$ or $x_3 = F$ (the bar means negation: $\bar{T} = F$ and $\bar{F} = T$). Therefore, among the 8 possible configurations of x_1, x_2, x_3 , the only one which is forbidden by this clause is $x_1 = x_2 = 0, x_3 = 1$. An instance of the satisfiability problem is given by the list of all the clauses it contains. The problem is to find a choice of the Boolean variables (called an ‘assignment’) such that all constraints are satisfied. When there exists such a choice the corresponding instance is said to be ‘SAT’, otherwise it is ‘UNSAT’, and one typically seeks a configuration of variables which violates the smallest number of constraints.

Satisfiability plays an essential role in the theory of computational complexity, because many other difficult problems like the traveling salesman, the colouring of graphs, scheduling, protein folding, can be mapped ‘polynomially’ to it. It was the first problem which has been shown to be ‘NP-complete’ (Cook, 1971). This means that if one could find an algorithm that solves satisfiability in a ‘polynomial’ time (growing like a power of N), one could also solve all these other problems in polynomial time: life would be much easier, in particular the life of scientists... This is generally considered unlikely, but the corresponding mathematical problem (whether the NP class is distinct or not from the ‘P’ class of problems which are solvable in polynomial time) is an important open problem in mathematics.

The result of Cook is a worst case analysis of the satisfiability problem. However it appears more and more important to study ‘**typical case**’ complexity of satisfiability problems by introducing some classes of instances. A much studied class is the random ‘3-SAT’ problem. Each clause contains exactly three variables chosen randomly in $\{x_1, \dots, x_N\}$, and each variable is negated randomly with probability 1/2. This problem is particularly interesting because its difficulty can be tuned by varying one single control parameter, the ratio $\alpha = \frac{M}{N}$ of constraints per variable. One expects intuitively that for small α most instances are SAT, while for large α most of them are UNSAT. Numerical

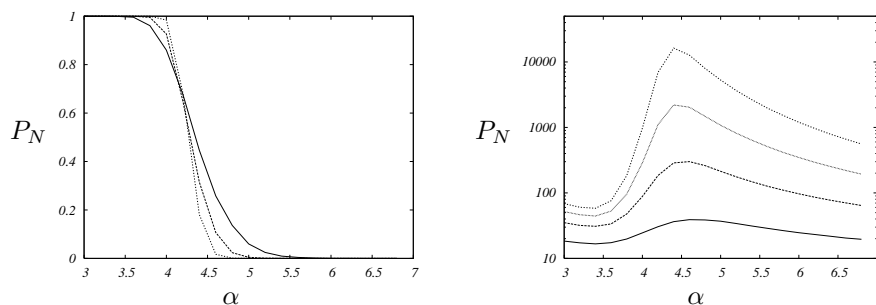


Fig. 1. Left: Probability that a formula generated from the random 3-SAT ensemble is satisfied, plotted versus the clause density α . The curves correspond to $N = 50$ (full line), $N = 100$ (dashed), $N = 200$ (dotted). The transition between satisfiable and unsatisfiable formulas becomes sharper as N increases. Right: Computational effort. Plotted is the computer time (in arbitrary units) required to find a solution, or prove that there is no solution, versus the clause density α . From bottom to top: $N = 50, 100, 150, 200$.

experiments have confirmed this scenario, but they indicate actually a more interesting behavior. The probability that an instance is SAT exhibits a sharp crossover, from a value close to 1 to a value close to 0, at a threshold α_c which is around 4.3. When the number of variables N increases, the crossover becomes sharper and sharper (Kirkpatrick & Selman, 1994; Selman & Kirkpatrick, 1996), as shown in Fig.1. It has been shown that it becomes a staircase behavior at large N (Friedgut, 1999): almost all instances are SAT for $\alpha < \alpha_c$, almost all instances are UNSAT for $\alpha > \alpha_c$. This threshold behavior is nothing but a phase transition as one finds in physics, and has been analyzed using the methods of statistical physics (Kirkpatrick & Selman, 1994; Monasson et al., 1999; Mézard et al., 2003).

A very interesting observation illustrated in Fig.1 is that the algorithmic difficulty of the problem, measured by the time taken by the algorithm to answer if a typical instance is satisfiable, also depends strongly on α : the problem is easy when α is well below or well above α_c , and is much harder when α is close to α_c . Therefore the region of phase transition is also the region which is difficult from the computational point of view.

3. Error correction

One of the fundamental problems in information theory consists in correcting transmission errors that always occur when a message is sent through a communication channel (Richardson & Urbanke, 2006; Montanari & Urbanke, 2007). This is done by adding redundancy. In codes based on parity constraints, the message which is sent is chosen in a pool of ‘codewords’. A codeword is a set of N bits x_1, \dots, x_N , where $x_i \in \{0, 1\}$, which satisfies M parity check equations taking the form:

$$x_{i_1(a)} + \dots + x_{i_K(a)} = \text{even} \quad (1)$$

For each $a \in \{1, \dots, M\}$ there is one such equation, characterized by the set of bits $i_1(a), \dots, i_K(a)$ which are involved in it. So the codebook, i.e. the set of codewords, is the set of solutions to these M constraints. It is conveniently represented graphically as in Fig. 2. Because the code is based on a system of linear equations, if they are designed to be independent, which is usually the case, the number of codewords will be 2^{N-M} :

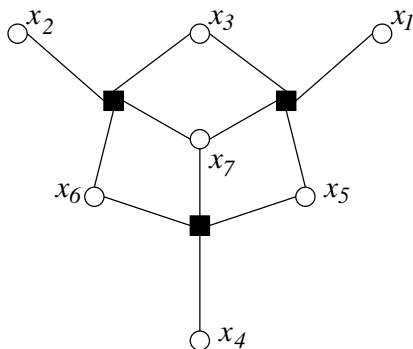


Fig. 2. Tanner graph representation of a parity check code. Here there are 7 bits related by three parity check equations. Each square represents a parity check: it enforces the constraints that the sum of bits connected to it must be even

the code transmits $N - M$ effective bits of information, the extra M bits are used to introduce redundancy and possibly correct errors.

How does one correct errors? Imagine for simplicity that a codeword $\underline{x} = x_1, \dots, x_N$ is sent through a ‘binary symmetric channel’, which flips each bit independently with probability $p < 1/2$. The received message is $\underline{y} = y_1, \dots, y_N$, where $y_i = x_i$ with probability $1 - p$, and $y_i = 1 - x_i$ with probability p . Decoding means trying to infer the sent codeword \underline{x} given the received one \underline{y} . For this we write the probability that the sent message was a set of bits $\underline{x}' = x'_1, \dots, x'_N$:

$$P(\underline{x}'|\underline{y}) = \frac{1}{Z} \prod_i \left[(1-p)\delta_{x'_i, y_i} + p\delta_{x'_i, 1-y_i} \right] \prod_{a=1}^M \mathbb{I}(x'_{i_1(a)} + \dots + x'_{i_K(a)} = \text{even}) \quad (2)$$

where the first terms come from our knowledge of the channel, and the last ones enforces the fact that the sent codeword is known to satisfy the parity check equations ($\mathbb{I}(A)$ is an indicator function equal to one if the statement A is true, equal to 0 if it is not true). Decoding amounts to finding the most probable codeword given the received message, i.e. finding the set of bits \underline{x}' which maximizes $P(\underline{x}'|\underline{y})$. This is in general another difficult, NP-complete, problem. But we will see that it can be done efficiently with a message passing procedure called Belief Propagation (BP) if the noise level p is not too large.

Low Density Parity Check (LDPC) codes are based on random constructions in which the parity check equations are generated randomly (Gallager, 1963). For instance in regular (l, k) codes one generates equations such that each equation contains k variables, and each variable appears in l equations. In the large code limit $N \rightarrow \infty$ one finds two phase transitions when one varies p . The first one is the threshold for decoding through BP: it works almost always when $p < p_d$, it fails almost always if $p > p_d$. The second one is the threshold for decoding through exact inference (computing the true maximum of $P(\underline{x}'|\underline{y})$). It works almost always when $p < p_c$, it fails almost always if $p > p_c$. For instance in a $(l = 3, k = 6)$ regular LDPC codes, the two thresholds are $p_d = 0.084$ and $p_c = 0.101$, while Shannon’s theorem states that perfect decoding should be possible up to $p = 0.110$, and impossible above. In practice the relevant threshold is p_d . This is because BP decoding is fast (it typically takes a time that grows linearly with N), while exact inference is much too slow (its time grows exponentially with N). Optimized LDPC

codes can have a threshold p_d which gets quite close to the Shannon limit (Richardson & Urbanke, 2006; Montanari & Urbanke, 2007).

4. Two problems in neuroscience

4.1. Supervised learning

Learning and memory tasks are believed to occur in neural systems through changes of synaptic strengths. Despite years of efforts, the precise way these changes are implemented in the brain for specific tasks is poorly understood. In the scenario of supervised learning, synaptic changes are monitored by a feedback signal carrying information about the success of the intended task. The perceptron classification problem is the prototypical example of supervised learning: given a set of training patterns $(\underline{\xi}^1, \dots, \underline{\xi}^M)$, where each $\underline{\xi}^a$ is a vector of N binary variables ($\xi_i^a = \pm 1$, $i = 1, \dots, N$), we want to learn the correct synaptic weights w_i leading to the classification of these inputs into two classes, C_+ and C_- , using a feed-forward network called *perceptron*:

$$\text{for each } a = 1, \dots, M, \quad \text{sign} \left(\sum_{i=1}^N w_i \xi_i^a \right) = \sigma_a \quad (3)$$

where we require that $\sigma_a = +1$ if $\underline{\xi}^a$ belongs to class C_+ , and $\sigma_a = -1$ if $\underline{\xi}^a$ belongs to class C_- .

Interestingly, this problem can be formulated as a constraint satisfaction problem, whose graph representation is given by the right panel of Fig. 3. The weights w_i are the unknown variables, and each pattern defines a constraint through Eq. (3).

Efficient algorithms for solving this problem are known in the case of analog synaptic strengths (real w_i) (Rosenblatt, 1962). However, recent experimental studies have shown that some synapses undergo changes in the form of jumps between a finite number of stable states (Petersen et al., 1998; O'Connor et al., 2005). Unfortunately, this discreteness makes the classification problem much harder: for instance, the task of learning binary weights $w_i = \pm 1$ is NP-complete (Blum & Rivest, 1992). Although it has been known for years that a perceptron with binary synapses can in principle be trained to classify up to $M = \alpha_c N$ random patterns in the limit of large N , with $\alpha_c \approx 0.83$ (Krauth & Mézard, 1989), until recently no algorithm was known that could even perform this task for an extensive number of patterns (i.e. $M = \alpha N$ with $N \rightarrow \infty$ and α fixed), emphasizing the difficulty of the problem.

Like for error-correcting codes, message passing procedures provide a viable solution to this hard problem. The learning task can be handled approximately by algorithms derived from Belief Propagation (Braunstein & Zecchina, 2006). Somewhat surprisingly, these techniques perform well for large random problems, even relatively close to the theoretical threshold $M/N = \alpha_c$. An on-line, biologically relevant variant of BP, which can still classify an extensive number of patterns, has also been showcased as a plausible learning mechanism for realistic neural networks (Baldassi et al., 2007).

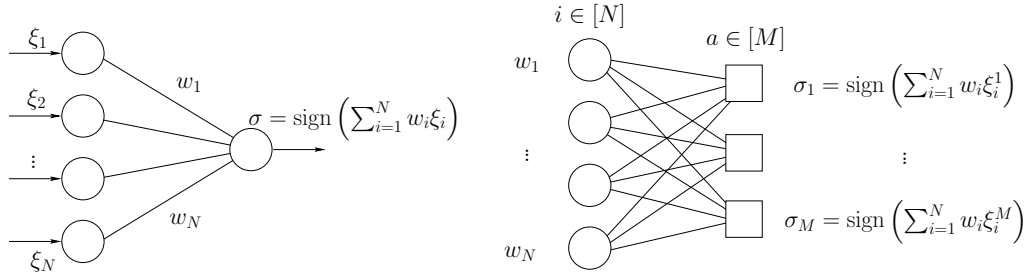


Fig. 3. Left: a perceptron is a feed-forward network that takes a pattern $\underline{\xi}$ as an input, and outputs a binary variable σ . Right: training of the perceptron viewed as a constraint satisfaction problem (factor graph representation, see further). Weights are variables (circles), and each pattern to be classified defines a constraint (squares).

4.2. Inferring neuronal couplings from multielectrode recordings

Recent experimental studies indicate that correlations play an important role in the retinal code (Schneidman et al., 2006). In these experiments, many cells from a retinal ganglion patch are recorded simultaneously by a dense electrode array. It was shown that individual cells do not carry independent pieces of information, but rather respond cooperatively through effective pairwise interactions. This suggests that the stimulus is represented in a redundant manner reminiscent of error-correcting codes. We will see that the problem of learning effective pairwise interactions between neurons from the observed data can also be formulated in our common statistical physics language.

Formally, the neural response of a retinal patch can be binned and represented by a string of binary variables. For each time bin of size δt (with e.g. $\delta t = 20$ ms), labelled by t , the neural response is coded by a binary word \underline{x}^t , where $x_i^t = +1$ if neuron i has fired in that time bin, and $x_i^t = -1$ otherwise. The neuronal response is stochastic in nature and can be described by a probability distribution $P(\underline{x})$, which accounts for both stimulus and noise fluctuations. Beside its interest for itself, a correct estimation of $P(\underline{x})$ is also important for the brain, as it may be used downstream the retina to evaluate the likelihood of spiking events, which in turn can be used to detect ‘abnormal’ stimuli, or to perform classification tasks.

In the limit of a large integration time T , the probability distribution can in principle be measured through direct sampling:

$$P(\underline{x}) \approx \frac{1}{T} \sum_{t=1}^T \delta_{\underline{x}, \underline{x}^t} \quad (4)$$

In practice however, neither we nor the brain itself can handle such a large amount of data. If $N \approx 200$ is the number of cells in a patch, the number of pattern probabilities to be stored is $2^N \approx 10^{60}$, much more than any realistic integration time or storage capacity. One must thus recourse to simplifying assumptions. The simplest one is the independent approximation, which formally corresponds to factorizing the probability: $P(\underline{x}) = \prod_{i=1}^N (1 + x_i m_i)/2$. One then just needs to measure the average $m_i := \langle x_i \rangle$ of each neuron activity in order to reconstruct the full probability distribution (brackets denote expectations with respect to $P(\underline{x})$). Unfortunately, this approximation fails to correctly render some important statistical properties of the collective response, including the law

governing the total number of spikes in the population. This prompts us to take into account the correlative structure of the response.

The first step beyond independence is to consider pairwise correlation functions:

$$\chi_{ij} = \langle x_i x_j \rangle - \langle x_i \rangle \langle x_j \rangle, \quad (5)$$

These numbers measure the propensity of pairs of neurons to spike cooperatively rather than independently. An approximate probability distribution, that reproduces these correlations as well as the average firing probabilities $(1 + m_i)/2$ with minimal constraints, can be constructed using the principle of maximum entropy (Jaynes, 1949; Schneidman et al., 2003). We look for a distribution $P^{(2)}(\underline{x})$ of maximum entropy

$$S := - \sum_{\underline{x}} P^{(2)}(\underline{x}) \log P^{(2)}(\underline{x}) \quad (6)$$

that matches the one and two-point correlation functions of the observed response:

$$\chi_{ij}^{(2)} = \chi_{ij}, \quad m_i^{(2)} = m_i. \quad (7)$$

This distribution, which is uniquely defined, has been shown to account for most (90%) of the correlative structure of as many as 40 neurons recorded simultaneously in the retina (Schneidman et al., 2006).

With the help of Lagrange multipliers one can show that the Maximum Entropy distribution takes the form:

$$P^{(2)}(\underline{x}) = \frac{1}{Z} \exp \left(\sum_i h_i x_i + \sum_{i>j} J_{ij} x_i x_j \right) \quad (8)$$

where Z is a normalization constant. In physics terms this is a disordered Ising model. Usually, physicists face the problem of solving *direct* Ising problems, which typically consist in inferring thermodynamical quantities, as well as magnetizations m_i and correlation functions χ_{ij} , from the external fields h_i and couplings J_{ij} . This problem is computationally very hard in general, and there exist no simple relation between (h_i, J_{ij}) on the one hand, and (m_i, χ_{ij}) on the other: an exact estimate requires summing over the 2^N possible configurations \underline{x} . Here we have to deal with the *inverse* Ising problem (inferring the couplings from the correlation functions), which is even harder.

This learning problem and its variants have become increasingly important recently. Besides its relevance to neural decoding, it is also useful for thinking about inference in protein interaction networks (Tkacik, 2007), the correlative structure of some catalytic proteins (Socolich et al., 2005; Russ et al., 2005), and even the statistical properties of four-letters words in English (Stephens & Bialek, 2007).

A number of algorithmic strategies, mostly based on Monte-Carlo sampling, have been proposed to learn the couplings from the correlation functions (Ackley et al., 1987; Broderick et al., 2007). Very little is known, however, about possible neural implementations of this learning task. We will see that strategies based on message-passing ideas may provide leads on that question.

5. The message passing strategy

All the problems we have seen so far can be formulated in a common language. We have N variables (x_1, \dots, x_N) , taking value in some space X , and they are linked by

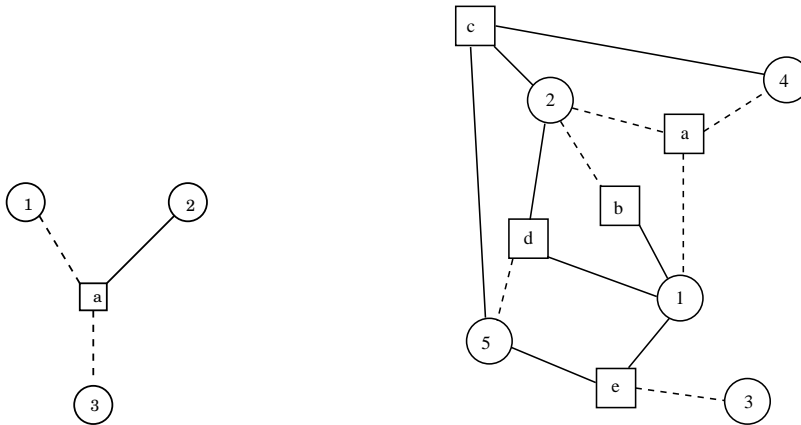


Fig. 4. Factor graph representation of satisfiability: A variable is represented by a circle. A constraint is represented by a square, connected with a full (resp. dashed) line to a variable when this variable appears as such (resp. negated) in the clause. Left hand side: The clause $\bar{x}_1 \vee x_2 \vee \bar{x}_3$. Right hand side: the factor graph representing the formula: $(\bar{x}_1 \vee \bar{x}_2 \vee \bar{x}_4) \wedge (x_1 \vee \bar{x}_2) \wedge (x_2 \vee x_4 \vee x_5) \wedge (x_1 \vee x_2 \vee \bar{x}_5) \wedge (x_1 \vee \bar{x}_3 \vee x_5)$

constraints of probabilistic nature: each constraint ψ_a links the variables with labels $i_1(a), \dots, i_K(a)$, in the form of a probabilistic factor $\psi_a(x_{i_1(a)}, \dots, x_{i_K(a)})$. In the case of hard constraints like parity checks the hard constraint takes value 1 if the check is satisfied, 0 otherwise. In other cases it can take intermediate values, like for instance the factors $\left[(1-p)\delta_{x'_i, y_i} + p\delta_{x'_i, 1-y_i}\right]$ due to the received message in coding. The problem is defined by a probability distribution

$$P(\underline{x}) = \frac{1}{Z} \prod_a \psi_a(x_{i_1(a)}, \dots, x_{i_K(a)}) \quad (9)$$

Our goal is twofold. On the one hand we want to study the properties of one given instance: compute the marginal distributions $P(x_i)$, or find the \underline{x} which maximizes $P(\underline{x})$. On the other hand when P is generated from an ensemble which allows to consider the large N limit one would like to understand the phase diagram of the problem, like the thresholds p_d and p_c that we defined in decoding.

Eq. (9) is not the most general probability distribution between N variables: the crucial point is that each ψ_a involves only a finite number of variables. When N is very large, P induces a topological structure in the space of variables that we shall exploit. The factor graph representation is a very convenient way of characterizing this structure. Each constraint ψ_a is represented by a function node (square), connected to the various variables (circles) which appear in the constraint (Kschischang et al., 2001). An example for satisfiability is described in Fig.4. The Tanner graph of code is nearly a factor graph: one just needs to add to it degree 1 function nodes connected to each variables, accounting for the factor $\left[(1-p)\delta_{x'_i, y_i} + p\delta_{x'_i, 1-y_i}\right]$. The factor graph of the perceptron learning problem is shown on Fig. 3.

If the factor graph were a tree, it would be easy to solve our problem (for instance find marginals). The idea of BP is to write ‘mean field’ like equations that would be exact on a tree, and try to use them also in more general (and more interesting) cases. BP equations are self-consistency relations between two types of ‘messages’, $\eta_{i \rightarrow a}$ and $\eta_{a \rightarrow i}$. On trees,

$\eta_{i \rightarrow a}$ can be interpreted as the probability measure on x_i when the factor node a has been removed, while $\eta_{a \rightarrow i}$ is the probability measure on x_i when all factors neighboring i , except a , have been removed. Denoting $\partial a = \{i_1(a), \dots, i_K(a)\}$ the neighborhood of a , and ∂i the neighborhood of i , BP equations read (Mézard & Montanari, 2008):

$$\eta_{a \rightarrow i}(x_i) = \frac{1}{z_{a \rightarrow i}} \sum_{\underline{x}_{\partial a \setminus i}} \psi_a(x_{i_1(a)}, \dots, x_{i_K(a)}) \prod_{j \in \partial a \setminus i} \eta_{j \rightarrow a}(x_j) \quad (10)$$

$$\eta_{i \rightarrow a}(x_i) = \frac{1}{z_{i \rightarrow a}} \prod_{b \in \partial i \setminus a} \eta_{b \rightarrow i}(x_i) \quad (11)$$

where the z 's are normalization constants. In practice, these equations are solved by iteration (with parallel or random update schedules) until a fixed point is reached. Convergence is typically met in linear time. This makes BP a very fast algorithm. At the fixed point, the probability measure on x_i is given by:

$$P_i(x_i) = \frac{1}{z_i} \prod_{a \in \partial i} \eta_{a \rightarrow i}(x_i) \quad (12)$$

Thermodynamical quantities such as the free-energy $-\log Z$ can also be derived (Mézard & Montanari, 2008) from the messages $(\eta_{i \rightarrow a}, \eta_{a \rightarrow i})$.

Note that while convergence and accuracy are guaranteed when the graph is a tree, BP equations sometimes fail to find the correct fixed point or provide a poor approximation of the probability measure when the graph is loopy. This can happen when there are many small loops, or when correlations build up across the graph. To overcome the first issue, generalized Belief Propagations (GBP) schemes have been proposed (Yedidia et al., 2001). The second issue, which is related to the partition of the measure P into a multiplicity of disconnected ‘states’, can be handled by an extension of BP called Survey Propagation (SP) (Mézard & Zecchina, 2002; Braunstein et al., 2005).

As we mentioned earlier, BP is the best known solver for LDPC codes, provided that the channel noise is not too high. While BP can also handle random satisfiability problems for small enough clause densities α , SP becomes necessary as one gets to higher α , where problems become hard. SP can find solutions to 3-SAT instances for up to 10^7 variables at $\alpha = 4.25$, very close to the satisfiability threshold α_c (Mézard & Zecchina, 2002).

Beside their efficiency, the appeal of message passing procedures like BP resides in their local nature: information is propagated along the edges of the graph, and each message is updated using only other messages coming into the same node. This makes them highly amenable to parallelization. It is also tempting to make the connection with learning mechanisms in the brain, whereby synaptic strengths change only according to the activity of its neighboring neurons. And indeed, the engineering of BP/SP-inspired algorithms for the perceptron show that learning rules using only post and pre-synaptic activities, as well as error signals, suffice to implement efficient learning (Baldassi et al., 2007).

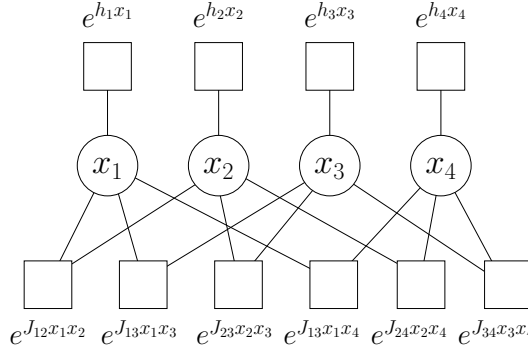


Fig. 5. Factor graph representation of the Ising model Eq. (8).

6. An application: the inverse Ising problem

We now study a novel application of message-passing to the inverse Ising problem introduced in Section 4.2. As in the perceptron, the proposed method relies on local exchanges of information between variables.

Let us start with the direct problem, whose factor graph is represented in Fig. 5. BP can be used to compute probability measures on single variables (i.e. local magnetizations m_i), but it does not give information on the two-point correlation functions χ_{ij} . To access this information we will need to go a bit further. We shall make use of the fluctuation-dissipation relation, which offers a convenient way to estimate pairwise correlation functions using the derivatives of magnetizations:

$$\chi_{ij} = \chi_{ji} = \frac{\partial m_i}{\partial h_j} = \frac{\partial m_j}{\partial h_i}. \quad (13)$$

But first we need to adapt the language of BP to the Ising model. The binary nature of Ising variables allows us to reduce BP messages to single numbers:

$$\eta_{i \rightarrow a}(x_i) = \frac{1 + x_i m_{i \rightarrow a}}{2}, \quad \eta_{a \rightarrow i}(x_i) = \frac{1 + x_i m_{a \rightarrow i}}{2} \quad (14)$$

These messages $m_{i \rightarrow a}$ and $m_{a \rightarrow i}$ are called ‘cavity’ magnetizations, as they are defined on amputated graphs. Note that when factor a is just a field contribution $e^{h_i x_i}$, the message is trivial. When factor a is a interaction contribution $e^{J_{ij} x_i x_j}$, we rewrite for convenience $m_{i \rightarrow j} := m_{i \rightarrow a}$.

The iteration of BP equations, along with Eq. (12), allows to compute the m_i ’s. We now define a new type of messages, called cavity susceptibilities, and defined as:

$$\chi_{i \rightarrow j, k} := \frac{\partial m_{i \rightarrow j}}{\partial h_k} \quad (15)$$

These messages are tied by a new set of self-consistency equations, called ‘susceptibility propagation’ equations, simply obtained as the derivatives of BP equations (10), (11) with respect to $\{h_k\}$. They reflect how small local perturbations can propagate through the graph to remote variables, even when these variables and the perturbation are not directly linked. As in BP, these equations can be solved iteratively. When convergence is reached, the total susceptibilities χ_{ij} are given by derivatives of Eq. (12) with respect to $\{h_k\}$.

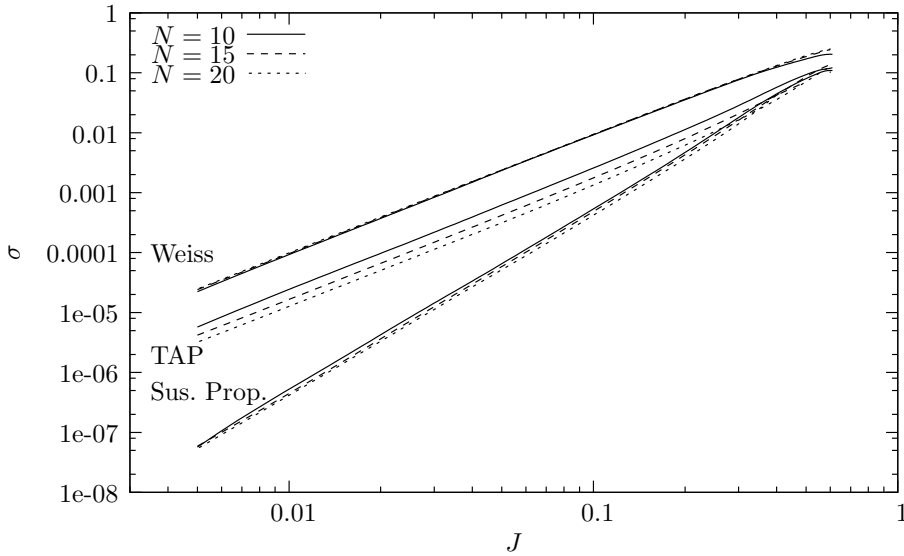


Fig. 6. Mean error $\sigma^2 = \frac{N}{J^2} \langle (J'_{ij} - J_{ij})^2 \rangle$ of the susceptibility propagation reconstruction algorithm presented in the text, compared against that of two mean-field schemes (Kappen & Rodriguez, 1998) (Weiss: naive mean-field, TAP: mean-field with back-reaction term).

This susceptibility propagation algorithm has the same advantages and downsides as BP. While being relatively fast, it relies on the assumption that the behaviour of the model is not far from that of a tree factor graph. This can be true if the graph is sparse and locally tree-like, or if the interactions are small enough.

Susceptibility propagation (approximately) solves the direct Ising problem $(h_i, J_{ij}) \rightarrow (m_i, \chi_{ij})$. How can we use it to solve the inverse problem? The key is to realize that although susceptibility equations are self-consistency equations on the messages, they can also be viewed as self-consistency equations on the ‘inputs’ (h_i, J_{ij}) by simply extracting them from the belief and susceptibility propagation equations. For instance, one can write the following update rule for J_{ij} ,

$$\tanh J_{ij} = \frac{\chi_{ij} - m_{i \rightarrow j} m_{j \rightarrow i}}{1 - \chi_{ij} m_{i \rightarrow j} m_{j \rightarrow i}}. \quad (16)$$

The rest of the iteration equations remains essentially unchanged, with the notable difference that now (m_i, χ_{ij}) are treated as constants, while (h_i, J_{ij}) become the unknown variables to be updated.

We have tested our algorithm on synthetic data. First we have considered a spin glass with random gaussian couplings J_{ij} of zero mean and variance J^2/N , with no magnetic fields, $h_i = 0$. This is the Sherrington-Kirkpatrick model. Small problems ($N = 10, 15, 20$) are drawn at random and solved exactly by exhaustive enumeration. Then our algorithm tries to reconstruct the couplings J_{ij} from the correlation functions. Its performance is shown on Fig. 6, and is contrasted with other mean-field methods (Kappen & Rodriguez, 1998). Interestingly, all mean-field schemes fail for $J > 1$, where the system notoriously becomes ‘glassy’, with the onset of metastable states.

Perhaps the power of susceptibility propagation is better shown on examples where it is supposed to be exact, namely, when the underlying topology is a tree. For simplicity

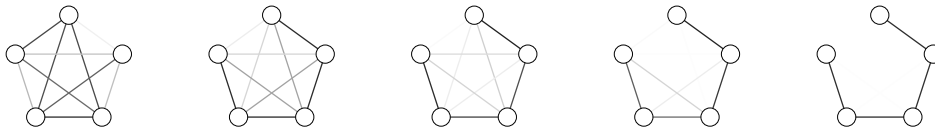


Fig. 7. Reconstruction of a small linear chain. Knowing only the correlation functions, and with no prior knowledge on the topology of the graph, the algorithm can infer both the structure and the numerical values of the interaction strengths. Here is shown the progress of the algorithm. The gray level of each edge codes for the couplings strength J_{ij} . The algorithm is started with random initial conditions (leftmost graph). Next are shown, from left to right, the couplings after 3, 6, 9 and 20 iterations.

we have tested our algorithm on linear chains. Provided that the couplings are not too large, we can reconstruct *both* the topology of the linear chain (i.e. the order of variables on the chain), and the exact strength of interactions between neighbours (see Fig. 7). When the couplings are too large, the exact solution becomes unstable. This can partially be remedied, however, by making zero couplings more attractive in the equations, thus stabilizing sparse topologies.

A more systematic method for treating sparse networks is however needed. With it, susceptibility propagation could be used as a comprehensive network reconstruction algorithm, with possible applications to the inference of Bayesian networks, Markov chains with arbitrary topologies, or in population genetics.

7. Conclusion

The message passing strategy often provides the most efficient algorithms for solving hard constraint satisfaction problems, or for inference in graphical models. This is especially true when the factor graph representing the problem has a local tree-like structure. It is particularly remarkable that some very difficult problems, which cannot be solved by other methods, are solved by procedures of local exchange of messages between the variables and constraints. It is likely that recent developments in this domain can have some impact in neuroscience, in at least two directions. First of all because some major challenges in neuroscience, linked to the analysis of experimental data, can themselves be formulated in terms of graphical or constraint satisfaction problems. Secondly because the mere fact that distributed local information exchange systems achieve this task is very appealing in the perspective of information processing by the brain.

References

- Ackley, D. H., Hinton, G. E., & Sejnowski, T. J. (1987). A learning algorithm for Boltzmann machines, pp. 522–533. (San Francisco, CA, USA: Morgan Kaufmann Publishers Inc.).
- Baldassi, C., Braunstein, A., Brunel, N., & Zecchina, R. (2007). Efficient supervised learning in networks with binary synapses. *Proceedings of the National Academy of Science*, 104, 11079.
- Blum, A. L. & Rivest, R. L. (1992). Training a 3-node neural network is np-complete. *Neural Networks*, 5, 117–127.

- Braunstein, A., Mézard, M., & Zecchina, R. (2005). Survey propagation: an algorithm for satisfiability. *Random Structures and Algorithms*, 27, 201–226.
- Braunstein, A. & Zecchina, R. (2006). Learning by Message Passing in Networks of Discrete Synapses. *Physical Review Letters*, 96, 030201.
- Broderick, T., Dudik, M., Tkacik, G., Schapire, R. E., & Bialek, W. (2007). Faster solutions of the inverse pairwise ising problem. E-print arXiv:0712.2437.
- Cook, S. A. (1971). The complexity of theorem-proving procedures. *Proceedings of the 3rd Annual ACM Symposium on the Theory of Computing*, pp. 151–158.
- Friedgut, E. (1999). Sharp thresholds of graph properties, and the k -sat problem. *J. Amer. Math. Soc.*, 12, 1017–1054.
- Gallager, R. G. (1963). *Low-Density Parity-Check Codes*. (Cambridge, Massachusetts: MIT Press).
- Jaynes, E. T. (1949). Information theory and statistical mechanics. *Physiol. Rev.*, 106 & 108, 620–630 & 171–190 resp.
- Kappen, H. J. & Rodriguez, F. B. (1998). Efficient learning in boltzmann machines using linear response theory. *Neural Comput.*, 10, 1137–1156.
- Kirkpatrick, S. & Selman, B. (1994). Critical behavior in the satisfiability of random boolean expressions. *Science*, 264, 1297–1301.
- Krauth, W. & Mézard, M. (1989). Storage capacity of memory networks with binary couplings. *J. Phys. France*, 50, 3057–3066.
- Kschischang, F. R., Frey, B. J., & Loeliger, H.-A. (2001). Factor graphs and the sum-product algorithm. *IEEE Transactions on Information Theory*, 47, 498–519.
- Mézard, M. & Montanari, A. (2008). *Information, Physics and Computation*. (Oxford University Press). To appear, preliminary chapters available at <http://www.lptms.u-psud.fr/membres/mezard/>.
- Mézard, M., Parisi, G., & Zecchina, R. (2003). Analytic and algorithmic solution of random satisfiability problems. *Science*, 297, 812–815. Published online June 27, 2002, 10.1126/science.1073287.
- Mézard, M. & Zecchina, R. (2002). The random k -satisfiability problem: from an analytic solution to an efficient algorithm. *Phys. Rev. E*, 66, 056126.
- Monasson, R., Zecchina, R., Kirkpatrick, S., Selman, B., & Troyansky, L. (1999). Determining computational complexity from characteristic phase transitions. *Nature*, 400, 133–137.
- Montanari, A. & Urbanke, R. (2007). Modern coding theory: The statistical mechanics and computer science point of view. In *Complex Systems, Proceedings of the 85th Les Houches school*. (Amsterdam, The Netherlands: Elsevier).
- O’Connor, D. H., Wittenberg, G. M., & Wang, S. S.-H. (2005). Graded bidirectional synaptic plasticity is composed of switch-like unitary events. *Proceedings of the National Academy of Science*, 102, 9679–9684.
- Petersen, C. C. H., Malenka, R. C., Nicoll, R. A., & Hopfield, J. J. (1998). All-Or-None Potentiation at CA3-CA1 Synapses. *Proceedings of the National Academy of Science*, 95, 4732–4737.
- Richardson, T. & Urbanke, R. (2006). *Modern Coding Theory*. (Cambridge University Press). In preparation, available online at <http://lthcwww.epfl.ch/mct/index.php>.
- Rosenblatt, F. (1962). *Principles of Neurodynamics*. (New York: Spartan).
- Russ, W. P., Lowery, D. M., Mishra, P., Yaffe, M. B., & Ranganathan, R. (2005). Natural-like function in artificial WW domains. *Nature*, 437, 579–583.

- Schneidman, E., Berry, M. J., Segev, R., & Bialek, W. (2006). Weak pairwise correlations imply strongly correlated network states in a neural population. *Nature*, 440, 1007–1012.
- Schneidman, E., Still, S., Berry, M. J., & Bialek, W. (2003). Network Information and Connected Correlations. *Physical Review Letters*, 91, 238701.
- Selman, B. & Kirkpatrick, S. (1996). Critical behavior in the computational cost of satisfiability testing. *Artificial Intelligence*, 81, 273–295.
- Socolich, M., Lockless, S. W., Russ, W. P., Lee, H., Gardner, K. H., & Ranganathan, R. (2005). Evolutionary information for specifying a protein fold. *Nature*, 437, 512–518.
- Stephens, G. J. & Bialek, W. (2007). Toward a statistical mechanics of four letter words. E-print arXiv:0801.0253.
- Tkacik, G. (2007). Information flow in biological networks. PhD dissertation, Princeton University.
- Yedidia, J. S., Freeman, W. T., & Weiss, Y. (2001). Generalized belief propagation. In *Advances in Neural Information Processing Systems (NIPS)*, pp. 689–695. (MIT Press).