



HAL
open science

**Synthetic studies towards
4,10-diaza-1,7-dioxaspiro[5.5]-undecanes: access to
3-aza-6,8 dioxabicyclo[3.2.1]octan-2-one and
2H-1,4-oxazin-3(4H)-one frameworks.**

Marlène Goubert, Loic Toupet, Marie-Eve Sinibaldi, Isabelle Canet

► **To cite this version:**

Marlène Goubert, Loic Toupet, Marie-Eve Sinibaldi, Isabelle Canet. Synthetic studies towards 4,10-diaza-1,7-dioxaspiro[5.5]-undecanes: access to 3-aza-6,8 dioxabicyclo[3.2.1]octan-2-one and 2H-1,4-oxazin-3(4H)-one frameworks.. *Tetrahedron*, 2007, 63, pp.8255-8266. 10.1016/j.tet.2007.05.109 . hal-00186417

HAL Id: hal-00186417

<https://hal.science/hal-00186417v1>

Submitted on 9 Nov 2007

HAL is a multi-disciplinary open access archive for the deposit and dissemination of scientific research documents, whether they are published or not. The documents may come from teaching and research institutions in France or abroad, or from public or private research centers.

L'archive ouverte pluridisciplinaire **HAL**, est destinée au dépôt et à la diffusion de documents scientifiques de niveau recherche, publiés ou non, émanant des établissements d'enseignement et de recherche français ou étrangers, des laboratoires publics ou privés.

Synthetic studies towards 4,10-diaza-1,7-dioxaspiro[5.5]-undecanes: access to 3-aza-6,8-dioxabicyclo[3.2.1]octan-2-one and 2*H*-1,4-oxazin-3(4*H*)-one frameworks

Marlène Goubert,^a Loïc Toupet,^b Marie-Eve Sinibaldi^{a,*} and Isabelle Canet^{a,*}

^aLaboratoire de Synthèse Et Etude de Systèmes à Intérêt Biologique, UMR CNRS 6504, Université Blaise Pascal, 63177 Aubière Cedex, France

^bGroupe Matière Condensée et Matériaux, UMR CNRS 6626, Université de Rennes 1, 35042 Rennes Cedex, France

Abstract—Synthetic approaches towards 4,10-diaza-1,7-dioxaspiro[5.5]undecanes starting from 1,3-dichloroacetone and solketal derivatives are explored. The method relies on the preparation of a key bis-substituted dihydroxy-protected oxime, which would undergo a final acidic deprotection–spiroacetalization process. Although the desired diazaspiroketal framework could not be obtained, our conditions led to the unexpected 3-aza-6,8-dioxabicyclo[3.2.1]octan-2-one **18** or to the oxazinone **32** in good yields.

1. Introduction

Molecules owning a spiroketal core are abundant as natural products and many of them exhibit important biological properties.¹ Moreover, the rigid spiroketal framework possesses strong conformational preferences² and therefore could be used as structural scaffolds for binding to a receptor. Consequently, there is sustained interest in the synthesis of these moieties and/or substituted analogues. Recently, new spiroketals incorporating nitrogen in their cycles, presenting emphasis in activities of their unsubstituted analogues, have been described in the literature, such as new antifeedant Tonghaosu analogue,³ GD3-lactam ligand used in the development of an anti-melanoma vaccine⁴ and tachykinin antagonists⁵ (Fig. 1). Additionally, spirocyclic ketal-lactone frameworks have been designed as novel structures amenable to combinatorial prospecting libraries.⁶

Thus, the structural novelty and the biological relevance of 4- and/or 10-aza-1,7-dioxaspiro[5.5]undecane class of compounds suggested to develop synthetic pathways to their skeleton.

In a previous work,⁷ we disclosed an efficient two-step procedure for the preparation of 4,10-dioxa- or 4,10-dithia-spiroketals **1**. Our method was based on an acidic one-pot deprotection–spirocyclization process of a key protected

ketone **5**, issued from a double substitution of the dichloro-oxime **4** by the alcohol **3a** or its thiol derivative **3b**, promoted by KH in THF (Scheme 1).

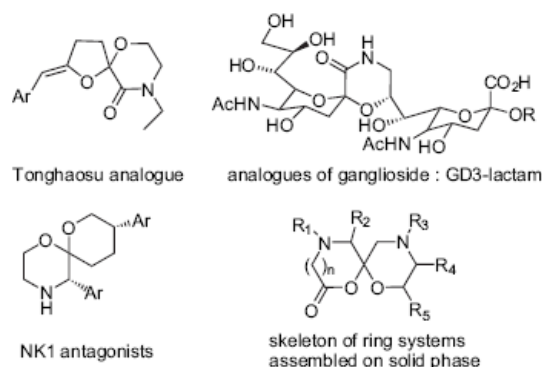
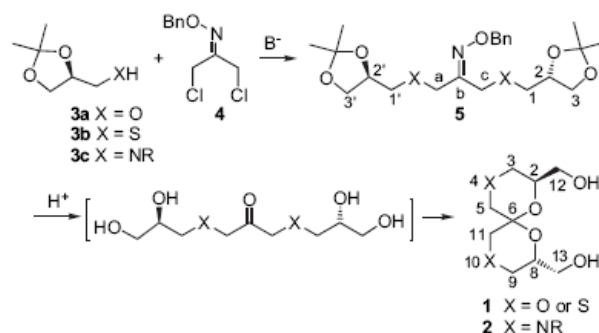


Figure 1.



Scheme 1.

* Corresponding authors. Tel.: +33 473 405 284; fax: +33 473 407 717 (M.-E.S.); tel.: +33 473 407 875; fax: +33 473 407 717 (I.C.); e-mail addresses: m-eve.sinibaldi-troin@univ-bpclermont.fr; isabelle.canet@univ-bpclermont.fr

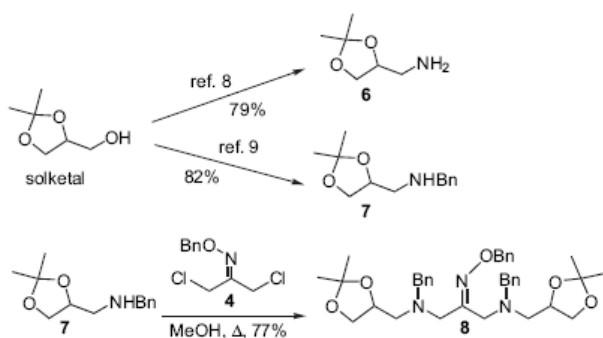
We then wished to extend our pathway and focussed our attention to the synthesis of aza derivatives such as 4,10-diaza-1,7-dioxaspiro[5.5]undecane skeleton.

To this purpose, we reported here our exploring studies towards structure **2** ($X=NR$), using oxime **4** and solketal derivatives **3c** as starting materials (Scheme 1).

2. Results and discussion

2.1. Approaches to the 4,10-diaza-1,7-dioxaspiro[5.5]undecane framework

We first investigated the alkylation of amines (\pm)-**6**⁸ and (\pm)-**7**⁹ with oxime **4** in basic media (Scheme 2). Surprisingly, treatment of **4** by **6** alone or in the presence of a mineral base such as K_2CO_3 , Cs_2CO_3 , $CsOH$ or $KOH/18$ -crown-6, led invariably to polycondensation of starting oxime **4** accompanied with numerous by-products. Modifying the temperature or the nature of the solvent did not give better results. At last, oxime **8**¹⁰ could be conveniently obtained in a 77% yield by the condensation of **4** with an excess of **7** in refluxing methanol.



Scheme 2.

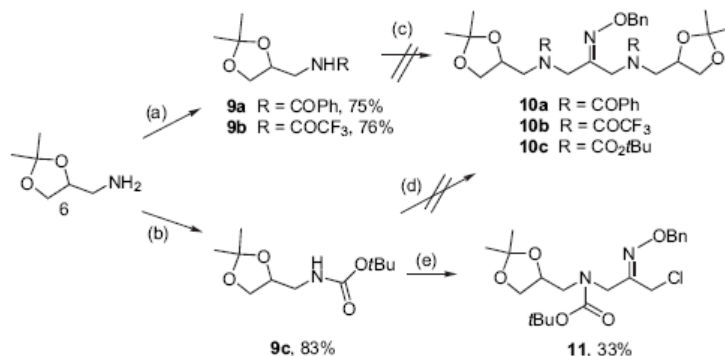
The final step of our synthetic scheme involved deprotection of both ketone and alcohol functions of **8** and subsequent acid-catalyzed cyclization. This sequence was undertaken under our preliminary optimized conditions, Amberlyst[®] 15 in acetone/ H_2O with or without paraformaldehyde.⁷

Aza compound **8** behaved differently than its oxa- or thia-analogues and remained unchanged. We therefore next tested other conditions by varying the solvent and the acidic medium, namely using HCl 5% in THF, Zn powder in AcOH,¹¹ $SnCl_2 \cdot 2H_2O/SiO_2$ in THF¹² or $CeCl_3 \cdot 7H_2O/(COOH)_2$ in CH_3CN .¹³ Once again, no spiroketal was detected in the reaction mixture. All these attempts led either to degradation products or to the sole deprotection of the diol functions, leaving the *O*-benzyloxime group unchanged. Heating **8** with HCl and formaldehyde in THF during 3 days, led to traces of a compound owning the expected formula $C_{23}H_{30}N_2O_4$ (detected in the crude reaction mixture by mass spectrometry, $[M+H]^+$ at $m/z=399$). Anyway, as we were unable to isolate a pure scale of it, we could not characterize this new compound.

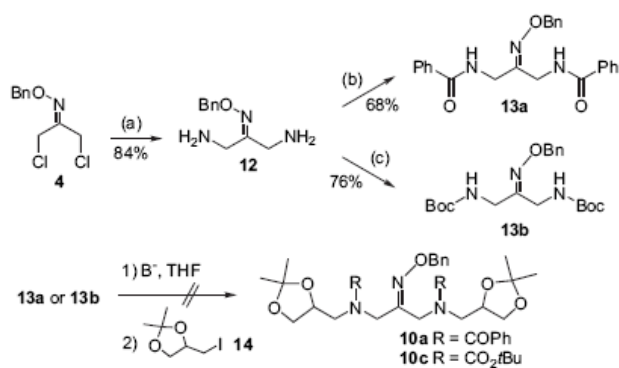
To circumvent these problems, we chose to protect the amino groups as amides or as a carbamate. To this end, we modified our synthetic approach and prepared solketal derivatives (\pm)-**9a** and (\pm)-**9b** to examine their condensation on dichlorooxime **4** in basic media (Scheme 3). Amides **9a,b** did not afford the expected bis-substituted oximes **10a,b**. In fact, whatever the involved basic conditions, partial dimerization or decomposition¹⁴ of oxime **4** was observed, all starting amides remaining unchanged. In the case of carbamate (\pm)-**9c**, only the use of KH (3.0 equiv) in THF at 20 °C afforded cleanly the monosubstituted oxime (\pm)-**11**, which could be isolated in an improved 33% yield. Extending the reaction time or heating the reaction mixture damaged the starting materials (Scheme 3).

Pursuing our aim, we next envisaged another route to oximes **10a,c**, introducing this time the nitrogen atom on the starting oxime **4**.

We thus synthesized the diamine **12** readily available from **4** in two steps.¹⁵ Bis-acylation of **12** furnished efficiently the expected diamide **13a** or dicarbamate **13b** precursors. These compounds were then engaged in a condensation with the previously described iodide (\pm)-**14**¹⁶ in order to obtain oximes **10a,c**. Unfortunately, when **13a,b** were subjected to treatment by *n*-BuLi or LDA in THF followed by the addition of **14**, no reaction occurred. Changing the base (KH instead of lithiated bases) led to the degradation of both starting materials (Scheme 4).



Scheme 3. Reagents and conditions: (a) $PhCOCl$, NEt_3 , DMAP, CH_2Cl_2 , 0 °C then 20 °C or CF_3CO_2Et , 20 °C; (b) $(Boc)_2O$, Na_2CO_3 , dioxane, 20 °C; (c) BuLi or KH, THF; (d) BuLi or *t*-BuOK, THF; (e) KH, THF then **4**, 20 °C.

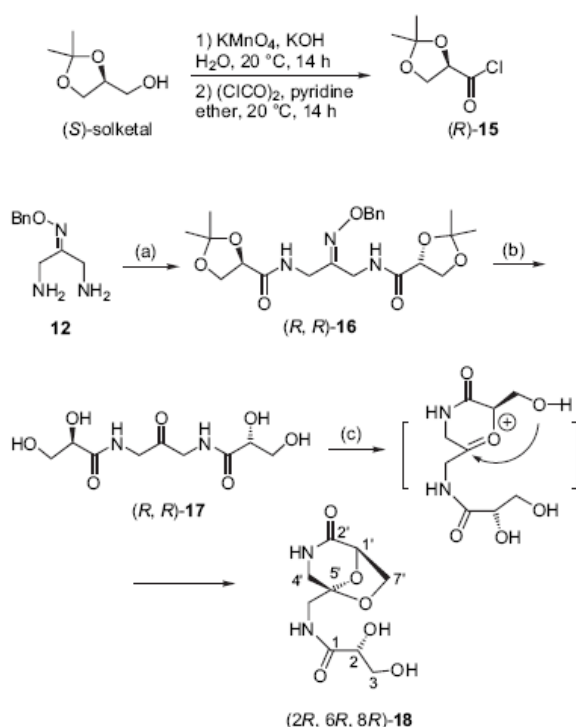


Scheme 4. Reagents and conditions: (a) PhNK, DMF, reflux then $\text{NH}_2\text{-NH}_2$, MeOH, reflux; (b) PhCOCl, NEt_3 , DMAP, CH_2Cl_2 , 0 °C then 20 °C; (c) $(\text{Boc})_2\text{O}$, Na_2CO_3 , dioxane, 20 °C.

2.2. Approaches to the 4,10-diaza-1,7-dioxa-3,9-dioxo-spiro[5.5]undecane framework

Once again, we reoriented our synthetic plan to diazaspironketals and developed an alternative route based upon the preparation of the bis-substituted oxime **16**, possessing now the required amide groups in its linear chain.

Thus, bis-condensation of the crude diamine **12** with acylchloride (*R*)-**15**¹⁷ in the presence of triethylamine and a catalytic amount of 4-dimethylaminopyridine in dichloromethane, furnished the oxime (*R,R*)-**16** in a 59% overall yield from (*S*)-solketal (Scheme 5). Deprotection of both diol and ketone functions was carried out using Amberlyst® 15 in acetone/water (10/1) at reflux and gave the key intermediate



Scheme 5. Reagents and conditions: (a) NEt_3 , DMAP, CH_2Cl_2 , (*R*)-**15**, 67%; (b) Amberlyst® 15, acetone/ H_2O , (10/1), Δ , 77%; (c) *p*TsOH, *n*-butanol, Δ , 6 h, 76% after recrystallization.

(*R,R*)-**17** in a 77% yield. Contrarily to the oxa- and thia-derivatives,⁷ these mild acidic conditions were insufficient to promote the ultimate spiroacetalization. So, we engaged oxime **17** in refluxing *n*-butanol in the presence of a catalytic amount of *para*-toluenesulfonic acid. After 6 h, we observed the exclusive formation of the unexpected bicyclic lactam **18**, which was isolated in a nearly quantitative yield (76% after recrystallization) (Scheme 5). The formation of **18** resulted from the nucleophilic attack of the hydroxymethyl group of the cycle on the oxonium intermediate.¹⁸ This attack appeared indeed more favourable than the attack of the secondary alcohol—which could lead to a spiroketal—as this latter required a two-step process including the isomerization of the trans amide function prior to spiroacetalization.

The NMR data of **18** were in good agreement with the indicated structure. The chemical shift of the deshielded C-5' at $\delta=104.5$ ppm, together with the vicinal $^3J_{\text{H,H}}$ couplings (i) between C₂-O-H ($\delta=5.59$ ppm) and H-2 ($\delta=3.91$ ppm) and (ii) between H-3a ($\delta=3.57$ ppm) or H-3b ($\delta=3.46$ ppm) and C₃-O-H ($\delta=4.72$ ppm), confirmed a bridged structure for **18**. The formation of this bicycle was also corroborated by the presence of a strong correlation peak between C-5' and H-7a' on the HMBC spectrum.

The (*S*) configuration of the starting solketal imposed (*R*) configurations for C-2 and C-1' in **18**. Since C-5' could only adopt an (*R*) configuration in the intramolecular acetalization process, compound **18** possesses then a (1'*R*, 2*R*, 5'*R*) configuration.

Compound **18** occurred as a fine powder and could be recrystallized from ethanol; we then confirmed its structure by X-ray crystallographic analysis. The ORTEP shown in Figure 2 exhibits a (5'*R*) configuration and a trans conformation of the amide in the lateral chain in **18**.

To avoid this competitive cyclization, we decided to selectively protect the two primary hydroxyl groups of **17**. Unfortunately, the polarity and the low solubility of compound **17** in classical solvent did not permit to carry out efficiently this protection. So we planned to perform it on the partially deprotected oxime **21**, quantitatively prepared by refluxing **16** with a catalytic amount of *D,L*-camphorsulfonic acid in ethanol for 3 h (Scheme 6). Treatment of **21** with dibutyltin oxide in toluene/methanol (10:1, v/v) followed by the addition of benzylbromide and tetrabutylammonium iodide¹⁹ led to **22a** in a 34% yield. Removal of the oxime group was realized using Amberlyst® 15 in refluxing acetone/water (10:1, v/v) and afforded ketone **23** in a 85% yield. Unfortunately, treatment of **23** under the same cyclization conditions as that for **17** (*p*TsOH in *n*-butanol) led to the loss of the protective groups and gave once again the bicyclic compound **18**. Attempts to prepare the protected di-TBDPS compound from **21** failed. Only the monosilylether derivative **22b** was formed, in a 33% yield. No intramolecular TBDPS transfer was observed in our conditions.

At this stage, we envisaged the reaction of the diamine **12** on the acylchloride **27** possessing two alcohol functions orthogonally protected. The choice of the protective groups of template **27** was now crucial. Because of our condensation and spirocyclization conditions, we chose a MOM²⁰ protective

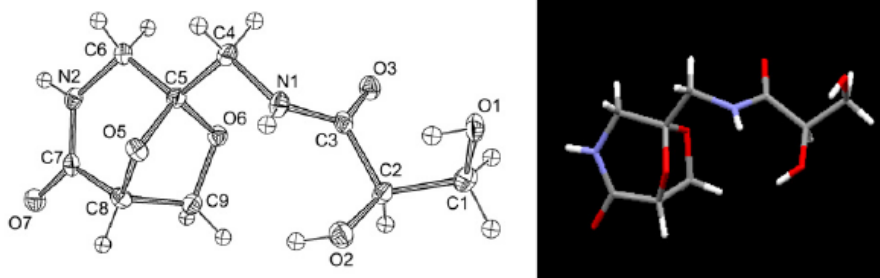
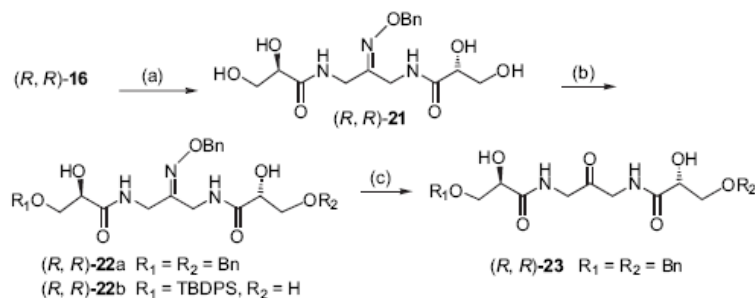
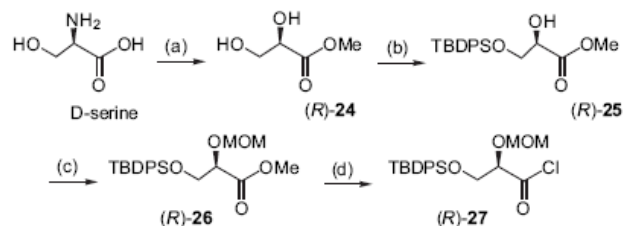


Figure 2. ORTEP drawing of 18.



Scheme 6. Reagents and conditions: (a) CSA, EtOH, Δ , 3 h, quant; (b) (i) Bu_2SnO , toluene/MeOH, (10/1), Δ , 5–6 h, (ii) BnBr, Bu_4NI , Δ , 4–5 h, 34% in two steps for **22a** or imidazole, TBDPSCl, DMF, 0 °C then 20 °C, 14 h, 33% for **22b**; (c) Amberlyst[®] 15, acetone/ H_2O , (10/1), Δ , 85%.

group for the secondary alcohol and a TBDPS protective group for the primary one. Thus, compound (*R*)-**27** was prepared, in a six-step sequence and a 58% overall yield, starting from D-serine (Scheme 7).



Scheme 7. Reagents and conditions: (a) (i) NaNO_2 , H_2SO_4 , H_2O , (ii) $\text{HC}(\text{OMe})_3$, H_2SO_4 , MeOH, 60 °C, 30 min, 83% (Ref. 21); (b) imidazole, CH_2Cl_2 , TBDPSCl, –40 °C, 1 h 30 min, 83% (Ref. 22); (c) MOMCl, (*i*-Pr)₂EtN, CH_2Cl_2 , 20 °C, 24 h, 84%; (d) (i) LiOH, 1 M, THF/MeOH (4/1), 20 °C, 4 h, (Ref. 23) (ii) $(\text{ClCO})_2$, pyridine, Et_2O , 20 °C, 14 h, quant.

Condensation of crude **12** with undistilled (*R*)-**27** gave the bis-substituted oxime **28** in a good yield of 37%. The further one-step cleavage of both MOM-ether and oxime groups revealed to be, in fact, not so trivial. Treatment of **28** with Amberlyst[®] 15 and paraformaldehyde in refluxing acetone/ H_2O (10:1, v/v), afforded partially deprotected ketone (*R,R*)-**30a** in a low yield of 26%, accompanied with numerous non-polar side products we did not characterize.

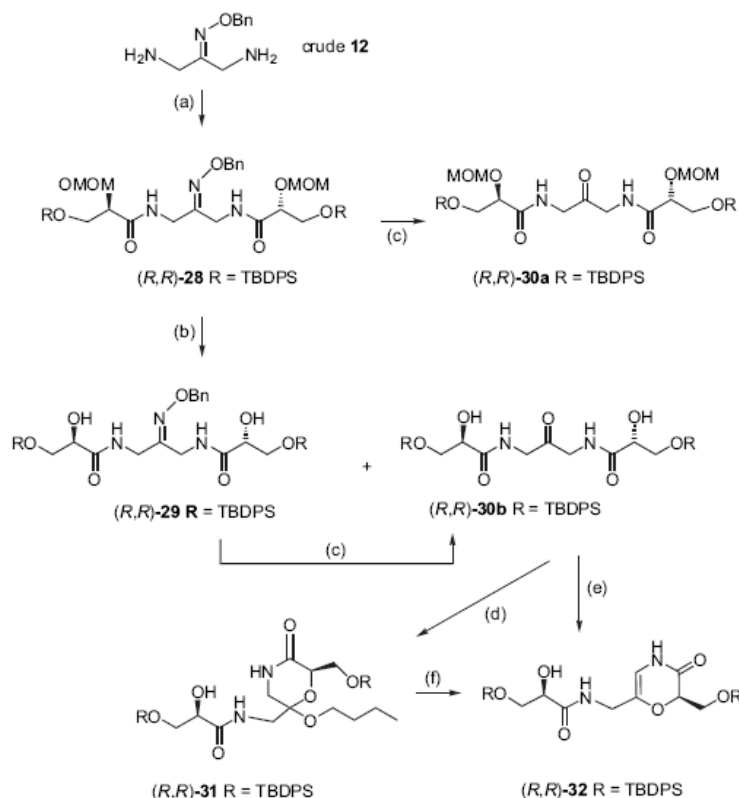
To complete the deprotection, we developed a sequential process for the removal of the different protective groups. The best results were obtained starting by the cleavage of the MOM groups of **28** according to a literature procedure.²⁴ Action of trimethylsilylbromide in CH_2Cl_2 at 0 °C for 4 h led as expected to the diol **29**, accompanied with the ketone **30b** (Scheme 8). Fortunately, in our case, the potentially

problematic migration of the TBDPS group to the adjacent oxygen atom was not observed under our reaction conditions. Increasing the temperature or the duration of the reaction did not improve the yield of **30b** but damaged the products. At this stage oxime **29** and ketone **30b** could be easily separated and fully characterized.

Oxime **29** was then re-engaged in classical cleavage conditions (Amberlyst[®] 15/paraformaldehyde in refluxing acetone/ H_2O (10:1, v/v)) and was transformed into ketone **30b**, but in a modest yield of 26% (see Scheme 8). However, this deprotection-reaction step was clean and oxime **29** could be recycled after column chromatography separation.

We last attempted the isomerization–spiroacetalization of the ketodiol **30b** in various acidic media. Using Amberlyst[®] 15 in acetone/ H_2O (10/1, v/v), $\text{Yb}(\text{OTf})_3$ in CH_3CN , $\text{BF}_3 \cdot \text{Et}_2\text{O}$ in THF or *p*TsOH in THF, no reaction occurred. The use of *p*TsOH in *n*-butanol furnished compound **31**. As for compound **17**, the *trans* configuration of the amide group in the lateral chain disfavoured the intramolecular final spirocyclization for the benefit of an intermolecular reaction of the oxonium intermediate with the butanol, which acted as a nucleophile. Treating **30b** with *p*TsOH for 7 h in refluxing toluene or boiling **31** in toluene led to the same oxazinone **32**, which resulted, in the case of **31**, from a classical elimination of butanol in the acid medium (Scheme 8).

Since access to spiroketals by treatment of 2-substituted dihydropyran in various acidic media (PPTS,^{25a} $\text{BF}_3 \cdot \text{Et}_2\text{O}$,^{25b} D,L-camphorsulfonic acid^{25c}) has been already described, we decided to apply these conditions to the oxazinone **32**. Unfortunately, we never detected the formation of the desired spiroheterocycle in the reaction mixtures but observed only degradation of the starting materials.



Scheme 8. Reagents and conditions: (a) NEt_3 , DMAP, CH_2Cl_2 , (R)-**27**, 37%; (b) TMSBr, CH_2Cl_2 , 0 °C, 4 h, ((R,R)-**29** 54% and (R,R)-**30b** 20% after purification); (c) Amberlyst[®] 15, $(\text{CH}_2\text{O})_n$, acetone/ H_2O (10/1), Δ , 24 h, 26%; (d) 0.04 equiv, $p\text{TsOH}$, n -butanol, Δ , 6 h; (e) 0.04 equiv, $p\text{TsOH}$, toluene, Δ , 7 h, 57%; (f) toluene, Δ , 5 h, 57% in two steps from (R,R)-**30b**.

3. Conclusion

In this paper, we described our preliminary work towards a novel rigid spiroketal framework incorporating one nitrogen in each cycle.

Our strategy underlied first upon the condensation of (S)-solketal derivatives on dichloroacetone O -benzyloxime. Direct approaches to 4,10-diaza-1,7-dioxaspiro[5.5]undecane core were unsuccessful and showed the necessity of using amide functions as integral parts of the skeleton of the molecule instead of protective groups.

Using this second approach we prepared oximes **17** and **28**. However, we were unable to achieve the final spiroacetalization of **17** and **28**, illustrating the difficulties in preparing the 4,10-diazaspiroketal compounds.

Meanwhile, we synthesized the new 3-aza-6,8-dioxabicyclo[3.2.1]octan-2-one ($1'R, 2R, 5'R$)-**18** in six steps in a 31% overall yield from dichloroacetone, through an unusual intramolecular dehydration reaction.

The same protocol led to the original oxazinone **32** isolated in nine steps and 2% overall yield starting from D -serine.

In addition, the achievement of the monosubstituted chloroxime **11** allowed us to envisage an effective access to original 'dissymmetrical heteroatom' 4,10-disubstituted

spiroketals. These investigations are currently in progress in our laboratory and will be published in due course.

4. Experimental

4.1. General

Melting points were measured using a Reichert melting point apparatus and are uncorrected. Infra Red spectra were recorded on a Perkin-Elmer 881 instrument. ^1H NMR (400 MHz) and ^{13}C NMR (100 MHz) were recorded with a Bruker AC 400 spectrometer. Chemical shifts (δ values) are expressed in parts per million (ppm) and coupling constants (J) are expressed in Hertz. NMR spectra were recorded in CDCl_3 , CD_3OD or $\text{DMSO}-d_6$, using the solvent signals as reference. Mass spectra were recorded with a Hewlett Packard 5989B instrument and high-resolution mass spectra (HRMS) were performed with a Q-TOF micromass. Elemental analysis was performed using an elemental analyzer. Optical rotations were measured at sodium D-line (589 nm) using a 1 dm quartz cell with a Jasco DIP-370 apparatus. Chromatography was performed using silica gel 60 (230–400 mesh) and thin layer chromatography (TLC) was performed on silica gel 60PF₂₅₄ plates (20 × 20 cm). Compounds were identified using UV fluorescence ($\lambda=254$ nm) and/or staining with a 5% phosphomolibdic acid solution in ethanol following by heating. Commercially reagents (Aldrich, Acros, Lancaster) were used as received without additional

purification. Tetrahydrofuran (THF) was distilled from potassium/benzophenone while dichloromethane (CH₂Cl₂) was dried over calcium hydride prior to use. Suitable crystal for structure determination was obtained by crystallization from ethanol. Crystal was obtained with a diffractometer Oxford Diffraction Xcalibur Saphir 3 at the University of Rennes I by Loïc Toupet.

4.2. Synthesis

4.2.1. 1,3-Dichloropropan-2-one *O*-benzyloxime (4). 1,3-Dichloroacetone (1.27 g, 10 mmol) was added to a solution of benzyloxyamine hydrochloride (1.60 g, 10 mmol) in ethanol (15 mL). The mixture was stirred at 20 °C for 24 h. The solvent was removed and the residue was treated three times with ethanol. Then cyclohexane (150 mL) was added before drying over MgSO₄. The precipitate was filtered off. The filtrate was concentrated to give quantitatively **4** as a colourless liquid (2.32 g). ¹H NMR (400 MHz, CDCl₃): δ 7.40–7.30 (m, 5H, Ph), 5.18 (s, 2H, CH₂Ph), 4.38 (s, 2H, CH₂Cl), 4.28 (s, 2H, CH₂Cl); ¹³C NMR (100 MHz, CDCl₃): δ 151.4 (C=N), 136.7 (C–Ar), 128.5 (C–Ar), 128.2 (C–Ar), 128.1 (C–Ar), 76.9 (CH₂Ph), 42.1 (CH₂Cl), 32.8 (CH₂Cl).

4.2.2. (±)-(2,2-Dimethyl-1,3-dioxolan-4-yl)methanamine (6). To a solution of solketal (3.0 g, 22.8 mmol) in anhydrous THF (230 mL) were added successively triphenylphosphine (7.2 g, 27.3 mmol), phthalimide (3.4 g, 22.8 mmol) and diisopropyl azodicarboxylate (5.4 mL, 27.3 mmol). The resulting mixture was stirred 20 h at 20 °C under inert atmosphere. After evaporation of the solvent under reduced pressure, flash column chromatography on silica gel with cyclohexane/ethyl acetate (7:3, v/v) as eluent gave 2-[(2,2-dimethyl-1,3-dioxolan-4-yl)methyl]-1*H*-isoindole-1,3(2*H*)-dione intermediate as a white solid (5.2 g, 88%). Mp 76 °C (cyclohexane); *R*_f: 0.46 (ethyl acetate/cyclohexane=1:1); IR (KBr): ν 1700 (C=O) cm⁻¹; ¹H NMR (400 MHz, CDCl₃): δ 7.84 (dd, ³*J*=5.5 Hz, ⁴*J*=3.0 Hz, 2H, H–Ar), 7.71 (dd, ³*J*=5.5 Hz, ⁴*J*=3.0 Hz, 2H, H–Ar), 4.43 (tt, ³*J*=6.5 and 5.5 Hz, 1H, CH–O), 4.06 (dd, ²*J*=8.5 Hz, ³*J*=6.0 Hz, 1H, CH₂–O), 3.92 (dd, ²*J*=14.0 Hz, ³*J*=7.0 Hz, 1H, CH₂–N), 3.84 (dd, ²*J*=8.5 Hz, ³*J*=5.0 Hz, 1H, CH₂–O), 3.71 (dd, ²*J*=14.0 Hz, ³*J*=5.5 Hz, 1H, CH₂–N), 1.43 (s, 3H, Me), 1.30 (s, 3H, Me); ¹³C NMR (100 MHz, CDCl₃): δ 168.1 (CO), 134.0 (C–Ar), 131.9 (C–Ar), 123.3 (C–Ar), 109.7 (C–(CH₃)₃), 73.2 (CH–O), 67.3 (CH₂–O), 40.9 (CH₂–N), 26.7 (CH₃), 25.3 (CH₃); MS (ESI) *m/z*: 284 [M+Na]⁺.

To a suspension of this intermediate (3.0 g, 11.5 mmol) in methanol (115 mL) was added hydrazine monohydrate (1.0 mL, 20.1 mmol). The reaction mixture was heated under reflux for 4–5 h. The white precipitate thus obtained was dissolved by adding a solution of KOH (0.9 g, 16.1 mmol) in methanol (20 mL). The resulting solution was then concentrated and CH₂Cl₂ was added. After filtration, the organic layer was washed with water and dried over MgSO₄. Evaporation of the solvent led to **6** as a pale yellow liquid (1.36 g, 90%). IR (film): ν 3374, 3308, 1220–1060 cm⁻¹; ¹H NMR (400 MHz, CDCl₃): δ 4.12 (qd, ³*J*=6.5 and 4.5 Hz, 1H, CH–O), 4.03 (dd, ²*J*=8.0 Hz, ³*J*=6.5 Hz, 1H, CH₂–O), 3.66 (dd, ²*J*=8.0 Hz, ³*J*=6.5 Hz,

1H, CH₂–O), 2.83 (dd, ²*J*=13.0 Hz, ³*J*=4.5 Hz, 1H, CH₂–N), 2.78 (dd, ²*J*=13.0 Hz, ³*J*=6.0 Hz, 1H, CH₂–N), 1.42 (s, 3H, Me), 1.35 (s, 3H, Me), 1.26 (br s, 2H, NH₂); ¹³C NMR (100 MHz, CDCl₃): δ 109.0 (C–(CH₃)₃), 77.2 (CH–O), 66.8 (CH₂–O), 44.6 (CH₂–N), 26.7 (CH₃), 25.2 (CH₃); MS (ESI) *m/z*: 132 [M+H]⁺, 74 [M–acetone+H]⁺.

4.2.3. (±)-*N*-Benzyl-1-(2,2-dimethyl-[1,3]dioxolan-4-yl)-methanamine (7). To a solution of solketal (2.64 g, 20.0 mmol) and triethylamine (3.35 mL, 24.0 mmol) in CH₂Cl₂ (20 mL) at 0 °C and under argon, was added dropwise a solution of methanesulfonyl chloride (1.85 mL, 24.0 mmol) in CH₂Cl₂ (8 mL). The reaction mixture was stirred for 2 h and then quenched by addition of water (4 mL). The resulting solution was extracted with CH₂Cl₂ and the organic layer was washed with a saturated NaHCO₃ solution and then dried (MgSO₄). After filtration, the solvent was evaporated to give quantitatively the crude mesylate derivative (4.21 g, 20.0 mmol). It was then dissolved in acetonitrile (55 mL), and benzylamine (8.70 mL, 80.0 mmol) was added. The resulting mixture was heated under reflux for 2 days. After removal of the solvent, ethyl acetate (50 mL) was added, followed by a saturated NaHCO₃ solution (10 mL). The layers were separated and the organic one was washed with brine and dried (MgSO₄). After filtration and concentration, the residue was purified by flash column chromatography using ethyl acetate/cyclohexane (7:3–9:1, v/v) as eluent to give **7** as an orange liquid (3.60 g, 82%). IR (neat): ν 3300, 1250–1050 cm⁻¹; ¹H NMR (400 MHz, CDCl₃): δ 7.33–7.24 (m, 5H, H–Ar), 4.26 (quint, ³*J*=6.0 Hz, 1H, CH–O), 4.03 (dd, ²*J*=8.0 Hz, ³*J*=6.5 Hz, 1H, CH₂–O), 3.83 (d, ²*J*=13.5 Hz, 1H, CH₂Ph), 3.82 (d, ²*J*=13.5 Hz, 1H, CH₂Ph), 3.68 (dd, ²*J*=8.0 Hz, ³*J*=7.0 Hz, 1H, CH₂–O), 2.74 (d, ³*J*=5.5 Hz, 2H, CH₂–N), 1.64 (br s, 1H, NH), 1.41 (s, 3H, Me), 1.35 (s, 3H, Me); ¹³C NMR (100 MHz, CDCl₃): δ 140.1 (C–Ar), 128.3 (C–Ar), 128.0 (C–Ar), 126.9 (C–Ar), 109.0 (C–(CH₃)₂), 75.4 (CH–O), 67.5 (CH₂–O), 53.9 (CH₂Ph), 51.7 (CH₂N), 26.8 (CH₃), 25.4 (CH₃); MS (ESI) *m/z*: 244 [M+Na]⁺, 222 [M+H]⁺, 164 [M–acetone+H]⁺; HRMS (ESI) calcd for C₁₃H₂₀NO₂ [M+H]⁺: 222.1494, found: 222.1508.

4.2.4. 1,3-Bis{benzyl}[(±)-2,2-dimethyl-1,3-dioxolan-4-yl)methyl]amino}propanone *O*-benzyloxime (8). To a stirred solution of amine **7** (2.00 g, 8.8 mmol) in methanol (10 mL) was added a solution of oxime **4** (0.49 g, 2.1 mmol) in methanol (4 mL). The resulting mixture was heated at reflux for 3 days. After evaporating to dryness, a saturated solution of NaHCO₃ (40 mL) was added followed by CH₂Cl₂ (100 mL). The organic layer was dried over MgSO₄ and concentrated. The crude mixture was purified by flash column chromatography using cyclohexane/ethyl acetate (1:0–4:1, (v/v)) as eluent to give **8** as an inseparable mixture of (*Z*)- and (*E*)-isomers (0.97 g, 77%). *R*_f: 0.44 (cyclohexane/ethyl acetate=4:1); IR (film): ν 1250–1060 (C–O) cm⁻¹; ¹H NMR (400 MHz, CDCl₃): δ 7.38–7.18 (m, 15H, H–Ar), 5.08 (s, 2H, OCH₂Ph), 4.23–4.13 (m, 2H, H-2,2'), 3.91–3.86 (m, 2H, H-3,3'), 3.71–3.35 (m, 9H, H-3,3',a,c, NCH₂Ph), 3.25 and 3.17 (d, ²*J*=13.0 Hz, 1H, H-a), 2.65–2.44 (m, 4H, H-1,1'), 1.34–1.33–1.32–1.31 (s, 12H, Me); ¹³C NMR (100 MHz, CDCl₃): δ 157.5 (C-b), 138.9 (C–Ar), 137.9 (C–Ar), 129.0 (C–Ar), 128.9 (C–Ar), 128.3 (C–Ar), 128.2 (C–Ar), 128.1 (C–Ar), 128.0 (C–Ar),

127.7 (C-Ar), 127.0 (C-Ar), 126.9 (C-Ar), 109.0 (C-(CH₃)₂), 75.8 (OCH₂Ph), 74.5–74.2 (C-2,2'), 68.4–68.35–68.3 (C-3,3'), 59.9–58.7–58.6 (NCH₂Ph), 57.2–57.1–56.4–56.3 (C-1,1'), 55.4 (C-a), 48.7 (C-c), 26.9–26.8 (CH₃), 25.7–25.6 (CH₃); MS (ESI) *m/z*: 640 [M+K]⁺, 624 [M+Na]⁺, 602 [M+H]⁺; HRMS (ESI) calcd for C₃₆H₄₈N₃O₅ [M+H]⁺: 602.3594, found: 602.3580.

4.2.5. *N*-[[(±)-2,2-Dimethyl-1,3-dioxolan-4-yl)methyl]-benzamide (9a). To a solution of amine **6** (300 mg, 2.3 mmol) in anhydrous CH₂Cl₂ (10 mL) was successively added, at 0 °C and under argon, triethylamine (480 μL, 3.4 mmol) and 4-dimethylaminopyridine (56 mg, 0.5 mmol). After stirring for 15 min, benzoyl chloride (425 μL, 4.2 mmol) was added dropwise. The reaction mixture was stirred until the reaction was completed. The reaction was quenched with water (4 mL) and the reaction mixture was extracted with CH₂Cl₂ (3 × 10 mL). The organic layer was dried over MgSO₄ and the solvent was removed in vacuo. The crude residue was purified by flash column chromatography using cyclohexane/ethyl acetate (7:3–3:2, v/v) as eluent and gave **9a** as a white solid (405 mg, 75%). *R*_f: 0.20 (cyclohexane/ethyl acetate=7:3); mp 105 °C (ethyl acetate); ¹H NMR (400 MHz, CDCl₃): δ 7.78 (m, 2H, H-Ar), 7.50 (m, 1H, H-Ar), 7.43 (m, 2H, H-Ar), 6.53 (br s, 1H, NH), 4.34 (qd, ³*J*=6.5 and 3.5 Hz, 1H, CH-O), 4.08 (dd, ²*J*=8.5 Hz, ³*J*=6.5 Hz, 1H, CH₂-O), 3.75 (ddd, ²*J*=14.0 Hz, ³*J*=6.0 and 3.5 Hz, 1H, CH₂-N), 3.71 (dd, ²*J*=8.5 Hz, ³*J*=6.5 Hz, 1H, CH₂-O), 3.51 (dt, ²*J*=14.0 Hz, ³*J*=6.0 Hz, 1H, CH₂-N), 1.45 (s, 3H, Me), 1.36 (s, 3H, Me); ¹³C NMR (100 MHz, CDCl₃): δ 167.7 (C=O), 134.2 (C-Ar), 131.6 (C-Ar), 128.6 (C-Ar), 126.9 (C-Ar), 109.4 (C-(CH₃)₂), 74.6 (CH-O), 66.7 (CH₂-O), 41.9 (CH₂-N), 26.8 (CH₃), 25.1 (CH₃).

4.2.6. *N*-[[(±)-2,2-Dimethyl-1,3-dioxolan-4-yl)methyl]-2,2,2-trifluoroacetamide (9b). A solution of amine **6** (500 mg, 4.81 mmol) and ethyl trifluoroacetate (5.70 mL, 48.1 mmol) was stirred at 20 °C for 20 h. After concentration, toluene was added and the resulting solution was evaporated under vacuo to eliminate all traces of solvent and reagent. Pure compound **9b** was obtained as a chestnut liquid (830 mg, 76%). ¹H NMR (400 MHz, CDCl₃): δ 6.77 (br s, 1H, NH), 4.27 (qd, ³*J*=6.0 and 3.5 Hz, 1H, CH-O), 4.07 (dd, ²*J*=8.5 Hz, ³*J*=6.5 Hz, 1H, CH₂-O), 3.65 (dd, ²*J*=8.5 Hz, ³*J*=6.0 Hz, 1H, CH₂-O), 3.62 (ddd, ²*J*=14.0 Hz, ³*J*=6.0 and 3.5 Hz, 1H, CH₂-N), 3.37 (dt, ²*J*=14.0 Hz, ³*J*=6.0 Hz, 1H, CH₂-N), 1.43 (s, 3H, Me), 1.34 (s, 3H, Me); ¹³C NMR (100 MHz, CDCl₃): δ 157.5 (q, ²*J*_{CF}=37 Hz, C=O), 115.7 (q, ¹*J*_{CF}=287 Hz, CF₃), 109.9 (C-(CH₃)₂), 73.4 (CH-O), 66.5 (CH₂-O), 42.0 (CH₂-N), 26.6 (CH₃), 24.9 (CH₃).

4.2.7. *tert*-Butyl[[(±)-2,2-dimethyl-1,3-dioxolan-4-yl)methyl]carbamate (9c). To a solution of **6** (1.39 g, 10.6 mmol) in dioxane (85 mL) was added, at 0 °C, a 0.5 M aqueous solution of Na₂CO₃ (21.2 mL, 10.6 mmol) followed by di-*tert*-butyl dicarbonate (2.5 mL, 11.7 mmol). The reaction mixture was stirred at 20 °C for 14 h and then concentrated. The white precipitate thus obtained was dissolved in water and the aqueous layer was extracted with ethyl acetate. The combined organic layers were washed with brine and dried over MgSO₄. The residue was purified by flash column chromatography using

cyclohexane/ethyl acetate (7:3–3:2, v/v) as eluent and gave **9c** as an oil (2.04 g, 83%). *R*_f: 0.43 (cyclohexane/ethyl acetate=7:3); IR (film): ν 3363, 1712, 1250–1050 cm⁻¹; ¹H NMR (400 MHz, CDCl₃): δ 4.87 (br s, 1H, NH), 4.17 (m, 1H, CH-O), 4.01 (dd, ²*J*=8.0 Hz, ³*J*=6.5 Hz, 1H, CH₂-O), 3.63 (dd, ²*J*=8.0 Hz, ³*J*=6.5 Hz, 1H, CH₂-O), 3.37 (m, 1H, CH₂-N), 3.16 (dt, ²*J*=14.0 Hz, ³*J*=6.0 Hz, 1H, CH₂-N), 1.42 (s, 9H, *t*-Bu), 1.40 (s, 3H, Me), 1.32 (s, 3H, Me); ¹³C NMR (100 MHz, CDCl₃): δ 156.0 (C=O), 109.2 (C-(CH₃)₂), 79.4 (C-(CH₃)₃), 74.9 (CH-O), 66.6 (CH₂-O), 42.7 (CH₂-N), 28.3 ((CH₃)₃), 26.7 (CH₃), 25.2 (CH₃); HRMS (ESI) calcd for C₁₁H₂₂NO₄Na [M+Na]⁺: 254.1368, found: 254.1369.

4.2.8. *tert*-Butyl{2-[(benzyloxy)imino]-3-chloropropyl}-[[(±)-2,2-dimethyl-1,3-dioxolan-4-yl)methyl]carbamate (11). To a suspension of KH (160 mg, 1.20 mmol) in 25–35% mineral oil was added, under argon, anhydrous THF (2 mL) followed by a solution of **9c** (200 mg, 0.86 mmol) in THF (1 mL). When the bubbling had ceased, a solution of **4** (90 mg, 0.38 mmol) in THF (1 mL) was introduced. The reaction mixture was stirred at 20 °C for 2 h. Then water (2 mL) was slowly added and the solution was diluted with CH₂Cl₂ (15 mL). The layers were separated and the aqueous one was extracted twice with CH₂Cl₂ (5 mL). The organic layer was then dried over MgSO₄ and the solvent was evaporated. The residue was purified by flash column chromatography using cyclohexane/ethyl acetate (19:1, v/v) as eluent to give a mixture of (*Z*)- and (*E*)-oximes **11** as an oil (54 mg, 33%). *R*_f: 0.63 (cyclohexane/ethyl acetate=7:3); IR (film): ν 1697 (C=O), 1250–1000 (C-O) cm⁻¹; ¹H NMR (400 MHz, CDCl₃): δ 7.34 (m, 5H, H-Ar), 5.13 (s, 2H, CH₂Ph), 4.48–4.10 (m, 5H, CH₂Cl, CH₂-C=N and CH-O), 4.00 (m, 1H, CH₂-O), 3.64–3.44 (m, 2H, CH₂-O and CH₂-N), 3.22 (m, 1H, CH₂-N), 1.46 and 1.42 (s, 9H, *t*-Bu), 1.38 (s, 3H, Me), 1.32 (s, 3H, Me); ¹³C NMR (100 MHz, CDCl₃): δ 155.7–155.6–155.3 (C=O), 154.5 (C=N), 137.1–137.0–128.4–128.0 (C-Ar), 109.3 (C-(CH₃)₂), 80.8–80.6 (C-(CH₃)₃), 76.7–76.4 (CH₂Ph), 75.0–74.9 (CH-O), 67.0 (CH₂-O), 51.1–50.8 (CH₂-N), 44.1–43.8 (CH₂-CN), 42.7–42.0 (CH₂Cl), 28.2 ((CH₃)₃), 26.7 (CH₃), 25.5–25.4 (CH₃); HRMS (ESI) calcd for C₂₁H₃₁ClN₂O₅Na [M+Na]⁺: 449.1819; found: 449.1834.

4.2.9. 1,3-Diamino-propan-2-one *O*-benzyloxime (12). To a solution of **4** (1.83 g, 7.9 mmol) in dry DMF (8 mL) was added potassium phthalimide salt (5.88 g, 31.8 mmol). The reaction mixture was heated to 100 °C for 3–4 h. After cooling, the solution was diluted with water (50 mL) and extracted three times with CH₂Cl₂ (30 mL). The combined organic layers were washed with brine, dried over MgSO₄ and the solvent was evaporated to dryness. The residue was stored in a fridge until a precipitate appeared. After filtration, 2,2'-[2-[(benzyloxy)imino]propane-1,3-diyl]bis-[1*H*-isoindole-1,3(2*H*)-dione] intermediate was obtained as a white solid (2.84 g, 84%). Mp 178 °C (ethyl acetate); IR (KBr): ν 1716 (C=O) cm⁻¹; ¹H NMR (400 MHz, CDCl₃): δ 7.81 (dd, ³*J*=5.0 Hz, ⁴*J*=3.0 Hz, 2H, H-Ar), 7.77 (dd, ³*J*=5.0 Hz, ⁴*J*=3.0 Hz, 2H, H-Ar), 7.72 (dd, ³*J*=5.0 Hz, ⁴*J*=3.0 Hz, 2H, H-Ar), 7.70 (dd, ³*J*=5.0 Hz, ⁴*J*=3.0 Hz, 2H, H-Ar), 7.21–7.17 (m, 5H, H-Ar), 5.04 (s, 2H, CH₂Ph), 4.59 (s, 2H, CH₂-C=N), 4.84 (s, 2H, CH₂-C=N); ¹³C NMR (100 MHz, CDCl₃): δ 167.5–167.4

(C=O), 148.8 (C=N), 136.8 (C-Ar), 133.9 (C-Ar), 131.9 (C-Ar), 131.8 (C-Ar), 128.1 (C-Ar), 127.7 (C-Ar), 123.3 (C-Ar), 76.8 (CH₂Ph), 39.0 (CH₂-C=N), 34.4 (CH₂-C=N). Anal. Calcd for C₂₆H₁₉N₃O₅ (453.45): C, 68.87; H, 4.22; N, 9.27. Found: C, 68.74; H, 4.19; N, 9.29.

An aliquot of this intermediate (500 mg, 1.10 mmol) was dissolved in methanol (10 mL) and hydrazine hydrate (160 μ L, 3.30 mmol) was added. The reaction mixture was boiled for 3 h and a solution of KOH (186 mg, 3.30 mmol) in methanol (5 mL) was added. The resulting solution was stirred at 20 °C overnight and the solvent and hydrazine were evaporated. Then, CH₂Cl₂ was added to the residue followed by MgSO₄. After filtration, the crude amine **12** was not isolated but kept as a solution in anhydrous CH₂Cl₂ under argon. ¹H NMR (400 MHz, CDCl₃): δ 7.37–7.30 (m, 5H, H-Ar), 5.09 (s, 2H, CH₂Ph), 3.57 (s, 2H, CH₂-N), 3.49 (s, 2H, CH₂-N), 1.45 (br s, 4H, NH₂).

4.2.10. *N,N'*-[2-[(Benzyloxy)imino]propane-1,3-diyl]-bisbenzamide (13a). To a stirred and ice-cooled solution of 1,3-diamino-propan-2-one *O*-benzyloxime dihydrochloride **12** (1.60 mmol) in CH₂Cl₂ and under argon were added triethylamine (670 μ L, 4.80 mmol) and 4-dimethylaminopyridine (0.64 mmol) followed by dropwise addition of a solution of benzoyl chloride (600 μ L, 5.12 mmol). The reaction mixture was stirred for 3 h at 20 °C and CH₂Cl₂ (60 mL) was added. The organic layer was washed twice with water (12 mL) following by a saturated NaHCO₃ solution (12 mL), dried over MgSO₄ and concentrated in vacuo. The residue was purified by flash column chromatography using ethyl acetate/cyclohexane (4:6–1:1, v/v) as eluent to give **13a** (435 mg, 68%) as a white solid. Mp 136 °C; *R*_f: 0.49 (ethyl acetate/cyclohexane=1:1); ¹H NMR (400 MHz, CDCl₃): δ 7.88 (d, ³*J*=7.5 Hz, 2H, H-Ar), 7.78 (d, ³*J*=7.5 Hz, 2H, H-Ar), 7.56 (br t, ³*J*=7.0 Hz, 1H, NH), 7.51 (t, ³*J*=7.5 Hz, 2H, H-Ar), 7.44 (t, ³*J*=7.5 Hz, 2H, H-Ar), 7.42 (t, ³*J*=7.5 Hz, 2H, H-Ar), 7.33 (M, 6H, H-Bn and NH), 5.14 (s, 2H, CH₂Ph), 4.36 (d, ³*J*=6.5 Hz, 2H, H-a), 4.27 (d, ³*J*=5.0 Hz, 2H, H-c). Anal. Calcd for C₂₄H₂₃N₃O₃ (401.46): C, 71.80; H, 5.77; N, 10.47. Found: C, 72.27; H, 5.81; N, 10.44.

4.2.11. *tert*-Butyl[2-[(benzyloxy)imino]propane-1,3-diyl]biscarbamate (13b). To a stirred and ice-cooled solution of crude **12** (0.48 mmol) in dioxane (4 mL), was added an aqueous Na₂CO₃ solution (0.5 M aq, 2.0 mL, 0.96 mmol) followed by di-*tert*-butyl dicarbonate (230 μ L, 1.06 mmol). The reaction mixture was stirred at 20 °C overnight. After removing the solvent, the residue was dissolved in water. The aqueous layer was extracted with ethyl acetate. The organic layer was washed with brine, dried over MgSO₄ and concentrated in vacuo. The residue was purified by flash column chromatography using ethyl acetate/cyclohexane (2:8, v/v) as eluent to give **13b** as a white solid (143 mg, 76%). Mp 112 °C (cyclohexane); ¹H NMR (400 MHz, CDCl₃): δ 7.37–7.31 (M, 5H, H-Ar), 5.19 (se, 1H, NH), 5.10 (s, 2H, CH₂Ph), 5.07 (se, 1H, NH), 4.02 (de, ³*J*=5.0 Hz, 2H, H-c), 3.92 (dd, ³*J*=5.0 Hz, 2H, H-a), 1.45 (s, 9H, *t*-Bu), 1.44 (s, 9H, *t*-Bu); ¹³C NMR (100 MHz, CDCl₃): δ 156.0 (CO), 155.7 (C-c), 154.8 (CO), 137.4 (C-Ar), 128.4 (CH-Ar), 128.0 (CH-Ar), 127.9 (CH-Ar), 79.9 (C-(CH₃)₃), 79.6 (C-(CH₃)₃), 76.3 (CH₂Ph), 41.6 (C-c), 37.0 (C-a),

28.3 (CH₃). Anal. Calcd for C₂₀H₃₁N₃O₅ (393.48): C, 61.05; H, 7.94; N, 10.68. Found: C, 61.22; H, 8.03; N, 10.74.

4.2.12. (+)-*N,N'*-[2-[(Benzyloxy)imino]propane-1,3-diyl]bis[(4*R*)-2,2-dimethyl-1,3-dioxolan-4-yl]carboxamide (16). To a solution of crude amine **12** (16.2 mmol) in CH₂Cl₂ (170 mL) were added, at 0 °C and under argon, triethylamine (6.8 mL, 48.6 mmol) and 4-dimethylaminopyridine (0.8 g, 6.5 mmol). After about 15 min, acylchloride (*R*)-**15** (5.8 g, 35.6 mmol) was slowly added and the stirring was continued until the reaction was completed (monitored by TLC). The reaction was quenched by H₂O and the resulting solution was extracted with CH₂Cl₂ (3 \times 50 mL). The combined organic layers were dried over MgSO₄ and the solvent was evaporated. The residue was subjected to flash column chromatography using ethyl acetate/cyclohexane (3:2, v/v) as eluent to give compound **16** as an oil (4.9 g, 67%). [α]_D²⁵ +1.9 (*c* 1.1, CHCl₃); IR (film): ν 3413, 3337, 1736, 1682, 1300–1000 cm⁻¹; ¹H NMR (400 MHz, CDCl₃): δ 7.37–7.31 (M, 5H, H-Ar), 7.26 (se, 1H, NH_a), 7.20 (t, *J*=6.0 Hz, 1H, NH_c), 5.10 (s, 2H, CH₂Ph), 4.48 (dd, ³*J*=8.5 and 4.0 Hz, 1H, H-2'), 4.47 (dd, ³*J*=8.5 and 4.0 Hz, 1H, H-2), 4.26 (t, ²*J*=8.5 Hz, ³*J*=8.5 Hz, 2H, H-3,3'), 4.19 (dd, ²*J*=16.0 Hz, ³*J*=6.5 Hz, 1H, H-c), 4.12 (dd, ²*J*=16.0 Hz, ³*J*=6.5 Hz, 1H, H-a), 4.11–4.05 (M, 3H, H-c,3,3'), 4.01 (dd, ²*J*=17.0 Hz, ³*J*=5.0 Hz, 1H, H-a), 1.46 (s, 3H, Me), 1.40 (s, 3H, Me), 1.38 (s, 3H, Me), 1.36 (s, 3H, Me); ¹³C NMR (100 MHz, CDCl₃): δ 171.6 (C-1'), 171.4 (C-1), 152.8 (C-b), 137.0 (C-Ar), 128.4 (C-Ar), 128.1 (C-Ar), 128.0 (C-Ar), 111.0 (C-(CH₃)₂), 76.6 (CH₂Ph), 75.0 (C-2'), 74.9 (C-2), 67.7 (C-3'), 67.6 (C-3), 40.1 (C-a), 35.4 (C-c), 26.1 (CH₃), 26.0 (CH₃), 25.0 (CH₃), 24.9 (CH₃); MS *m/z*: 472 [M+Na]⁺, 450 [M+H]⁺. Anal. Calcd for C₂₂H₃₁N₃O₇: C, 58.78; H, 6.95; N, 9.35. Found: C, 58.62; H, 7.22; N, 9.25.

4.2.13. *N,N'*-(2-Oxopropane-1,3-diyl)bis[(2*R*)-2,3-dihydroxypropanamide] (17). To a solution of **16** (500 mg, 1.11 mmol) in acetone/water (10:1, v/v), was added Amberlyst[®] 15 (280 mg). The resulting suspension was heated under reflux for 15 h. After cooling and filtration, a solid was obtained and recrystallized in ethanol to give pure **17** (226 mg, 77%). *R*_f: 0.05 (ethyl acetate/methanol=4:1). The ¹H NMR (DMSO-*d*₆, at 20 °C) spectrum could not be attributed because of a coalescence phenomenon; ¹³C NMR (100 MHz, DMSO-*d*₆): δ 203.0 (CO), 172.4 (NHCO), 72.9 (CHOH), 63.8 (CH₂OH), 46.4 (CH₂NH); MS (ESI) *m/z*: 303 [M+K]⁺, 287 [M+Na]⁺, 265 [M+H]⁺, 247 [M-H₂O+H]⁺.

4.2.14. (–)-(2*R*,6*S*,8*R*)-2,3-Dihydroxy-*N*-[(1*R*,5*R*)-(2-oxo-6,8-dioxo-3-azabicyclo[3.2.1]oct-5-yl)methyl]propanamide (18). A stirred solution of **7** (465 mg, 1.76 mmol) was refluxing in 1-butanol (120 mL) for 6 h with catalytic amounts of *p*TsOH (7 mg, 0.03 mmol). The reaction mixture was then filtered through a Celite[®] pad and the solvent was eliminated. The residue was dissolved in 80 mL of water and washed three times with diethyl ether (20 mL). After evaporation of the water, the solid was recrystallized in ethanol to give **18** as a white powder (330 mg, 76%).

(–)-(2*R*,6*S*,8*R*)-**18**: mp 156 °C (ethanol); *R*_f: 0.18 (ethyl acetate/methanol=4:1); [α]_D²⁵ –21.7 (*c* 0.5, H₂O); IR (KBr) ν

3362, 3291, 1664, 1637 cm^{-1} ; ^1H NMR (400 MHz, CD_3OD): δ 7.77 (se, 1H, NH), 7.65 (t, $^3J=6.0$ Hz, 1H, NH), 5.59 (d, $^3J=5.5$ Hz, 1H, OH), 4.72 (t, $^3J=5.5$ Hz, 1H, OH), 4.64 (d, $^3J=5.0$ Hz, 1H, H-1'), 4.02 (d, $^3J=7.5$ Hz, 1H, H-7'a), 3.91 (td, $^3J=5.5$, 5.5 and 3.5 Hz, 1H, H-2), 3.79 (dd, $^2J=7.5$ Hz, $^3J=5.0$ Hz, 1H, H-7'b), 3.57 (ddd, $^2J=11.0$ Hz, $^3J=5.5$ and 3.5 Hz, 1H, H-3), 3.51 (d, $^3J=6.0$ Hz, 2H, $\text{CH}_2\text{-N}$), 3.46 (dt, $^2J=11.0$ Hz, $^3J=5.5$ Hz, 1H, H-3), 3.33 (m, 1H, H-4'a), 3.01 (dd, $^2J=12.5$ Hz, $^3J=3.0$ Hz, 1H, H-4'b); ^{13}C NMR (100 MHz, $\text{DMSO}-d_6$): δ 172.4 (C-1), 168.3 (C-2'), 104.5 (C-5'), 74.9 (C-1'), 72.8 (C-2), 69.9 (C-7'), 63.7 (C-3), 47.7 (C-4'), 41.1 ($\text{CH}_2\text{-N}$). Anal. Calcd for $\text{C}_9\text{H}_{14}\text{N}_2\text{O}_6$ (246.2): C, 43.90; H, 5.73; N, 11.38. Found: C, 44.08; H, 5.83; N, 11.14; MS m/z : 269 [M+Na] $^+$, 247 [M+H] $^+$.

4.2.15. *N,N'*-{2-[(Benzyloxy)imino]propane-1,3-diyl}-bis[(2*R*)-2,3-dihydroxypropanamide] (21). A solution of **16** (1.00 g, 2.23 mmol) was heated at reflux in ethanol (30 mL) with catalytic amount of *D,L*-camphorsulfonic acid (0.01 g, 0.04 mmol). After the reaction was completed, K_2CO_3 was added and the reaction mixture was filtered off. The solvent was evaporated to dryness to give **21** (0.82 g, quantitative yield). R_f : 0.30 (ethyl acetate/methanol, 4:1); ^1H NMR (400 MHz, CD_3OD): δ 7.38–7.25 (M, 5H, H-Ar), 5.09 (s, 2H, CH_2Ph), 4.21 (s, 2H, H-c), 4.13 (t, $^3J=4.0$ Hz, 1H, H-2'), 4.11 (t, $^3J=4.0$ Hz, 1H, H-2), 4.01 (d, $^2J=16.0$ Hz, 1H, H-a), 3.98 (d, $^2J=16.0$ Hz, 1H, H-a), 3.80–3.72 (M, 4H, H-3,3'); ^{13}C NMR (100 MHz, CD_3OD): δ 175.7 (C-1'), 175.1 (C-1), 155.5 (C-b), 139.0 (C-Ar), 129.4 (C-Ar), 129.3 (C-Ar), 128.9 (C-Ar), 77.4 (CH_2Ph), 74.3 (C-2,2'), 65.3 (C-3'), 65.2 (C-3), 40.7 (C-a), 36.5 (C-c).

4.2.16. *N,N'*-{2-[(Benzyloxy)imino]propane-1,3-diyl}-bis[(2*R*)-3-(benzyloxy)-2-hydroxypropanamide] (22a). A solution of **21** (0.10 g, 0.27 mmol) in toluene/methanol (5.5 mL, 10:1, v/v) was heated at reflux until complete dissolution. Then, di-*n*-butyltin oxide (0.14 g, 0.57 mmol) was added and the resulting solution was heated using a Dean–Stark apparatus for 5–6 h. To the stirred resulting mixture were added benzyllbromide (0.13 mL, 1.10 mmol) and tetrabutylammonium iodide (0.07 g, 0.19 mmol) and the heating was continued for 5 h. After cooling, ethyl acetate (15 mL) and water (5 mL) were poured in the reaction mixture. The layers were separated and the aqueous one was further extracted with ethyl acetate (3 \times 10 mL), dried (MgSO_4) and the solvent evaporated until dryness. The residue was purified by flash column chromatography using ethyl acetate/cyclohexane (19:1–1:0, v/v) as eluent and gave **22a** (50 mg, 34%). R_f : 0.30 (ethyl acetate); ^1H NMR (400 MHz, CDCl_3): δ 7.31–7.23 (M, 17H, H-Ar and NH), 5.03 (s, 2H, OCH_2Ph), 4.51 (d, $^2J=12.5$ Hz, 2H, H-Ar), 4.49 (d, $^2J=12.5$ Hz, 2H, H-Ar), 4.20 (q, $^3J=5.0$ Hz, 1H, CHOH), 4.19 (q, $^3J=5.0$ Hz, 1H, CHOH), 4.13 (dd, $^2J=16.5$ Hz, $^3J=6.5$ Hz, 1H, H-c), 3.96 (dd, $^2J=16.5$ Hz, $^3J=6.5$ Hz, 1H, H-c), 3.93 (d, $^3J=6.0$ Hz, 2H, H-a), 3.74 (dd, $^2J=9.5$ Hz, $^3J=5.0$ Hz, 1H, H- CH_2O), 3.69 (d, $^3J=4.0$ Hz, 2H, CH_2O), 3.67 (dd, $^2J=9.5$ Hz, $^3J=4.5$ Hz, 1H, CH_2O), 3.64 (d, $^3J=5.0$ Hz, 1H, OH), 3.57 (d, $^3J=5.0$ Hz, 1H, OH); ^{13}C NMR (100 MHz, CD_3OD): δ 172.3 (NHCO), 172.1 (NHCO), 154.0 (CO), 137.4 (C-Ar), 137.3 (C-Ar), 137.2 (C-Ar), 128.5 (C-Ar), 128.4 (C-Ar), 128.2 (C-Ar), 128.0 (C-Ar), 127.9 (C-Ar), 127.8 (C-Ar), 76.4

(NOCH_2Ph), 73.5 (OCH_2Ph), 73.4 (OCH_2Ph), 71.4 (CHOH), 71.3 (CH_2O), 39.9 (C-a), 35.4 (C-c).

4.2.17. *N,N'*-(2-Oxopropane-1,3-diyl)bis[(2*R*)-3-(benzyloxy)-2-hydroxypropanamide] (23). To a solution of **22** (38 mg, 0.069 mmol) in acetone/water (10/1, v/v) was added Amberlyst[®] 15 (20 mg). The reaction mixture was heated at reflux for 48 h. After filtration on a Celite[®] pad, the residue was purified by flash column chromatography using ethyl acetate/methanol (1:0–24:1, v/v) as eluent to give **23** (26 mg, 85%); R_f : 0.24 (ethyl acetate); ^1H NMR (400 MHz, CDCl_3): δ 7.51 (t, $J=5.0$ Hz, 2H, NH), 7.26–7.32 (M, 10H, H-Ar), 4.54 (s, 4H, OCH_2Ph), 4.25 (m, 2H, CHOH), 4.14 (dd, $^2J=18.0$ Hz, $^3J=6.0$ Hz, 2H, H-a,c), 4.06 (dd, $^2J=18.0$ Hz, $^3J=5.0$ Hz, 2H, H-a,c), 3.85 (m, 2H, CH_2O), 3.74 (m, 2H, CH_2O), 3.72 (d, $^3J_{32}=5.5$ Hz, 2H, OH); ^{13}C NMR (100 MHz, CD_3OD): δ 201.2 (CO), 172.4 (NHCO), 137.3 (C-Ar), 128.5 (C-Ar), 128.0 (C-Ar), 127.9 (C-Ar), 73.5 (OCH_2Ph), 71.2 (CH_2O), 70.9 (CHOH), 46.9 (CH_2NH).

4.2.18. (–)-Methyl-(2*R*)-3-(*tert*-butyldiphenylsilyloxy)-2-hydroxypropanoate (25). To a solution of (+)-methyl-(2*R*)-2,3-dihydroxypropanoate **24** in anhydrous dichloromethane under argon was added imidazole (0.57 mg, 8.3 mmol). The resulting mixture was cooled at -40 $^\circ\text{C}$ and *tert*-butyldiphenylchlorosilane (1.37 g, 5.0 mmol) was added. The stirring was pursued for 1 h 30 min and then the reaction was quenched by a saturated solution of ammonium chloride (5 mL). The solution was allowed to warm to room temperature and then the layers were separated. The aqueous layer was extracted with dichloromethane (3 \times 5 mL) and the combined organic layers were dried over MgSO_4 and concentrated in vacuo. The residue was purified by flash column chromatography with cyclohexane/ethyl acetate (19:1–9:1, v/v) as eluent and give **25** as an oil (1.21 g, 83%). R_f : 0.47 (cyclohexane/AcOEt=4:1); $[\alpha]_D^{25}$ -22.8 (c 1.8, CHCl_3); IR (film): ν 3518, 1747, 1245–1025; ^1H NMR (400 MHz, CDCl_3): δ 7.68–7.63 (m, 4H, H-Ar), 7.47–7.38 (M, 6H, H-Ar), 4.26 (dt, $^3J=8.0$ and 3.0 Hz, 1H, CHO), 3.99 (dd, $^2J=10.5$ Hz, $^3J=3.0$ Hz, 1H, CH_2O), 3.94 (dd, $^2J=10.5$ Hz, $^3J=3.0$ Hz, 1H, CH_2O), 3.80 (s, 3H, Me), 3.18 (d, $^3J=8.0$ Hz, 1H, OH), 1.05 (s, 9H, Me); ^{13}C NMR (100 MHz, CDCl_3): δ 173.2 (CO), 135.5 (C-Ar), 132.9 and 132.8 (C-Ar), 129.8 (C-Ar), 127.7 (C-Ar), 71.9 (CHO), 65.8 (CH_2O), 52.4 (Me), 26.6 (Me), 19.2 (C-(CH_3)₃).

4.2.19. (+)-Methyl-(2*R*)-3-(*tert*-butyldiphenylsilyloxy)-2-(methoxymethoxy)propanoate (26). To a solution of **25** (8.50 g, 23.7 mol) in CH_2Cl_2 (55 mL) were added, at 20 $^\circ\text{C}$ and under argon, diisopropylethylamine (12.4 mL, 71.1 mmol) and chloromethylmethylether (5.4 mL, 71.1 mmol). The resulting mixture was stirred overnight at 20 $^\circ\text{C}$. Then were added more diisopropylethylamine (4.1 mL, 23.7 mmol) and chloromethylmethylether (1.8 mL, 23.7 mmol). After 8 h at 20 $^\circ\text{C}$, the reaction was finally completed and quenched by water (16 mL). The layers were separated and the organic one was washed with water (16 mL), dried (MgSO_4) and concentrated. Purification by column chromatography using cyclohexane/ethyl acetate (39:1, v/v) as eluent gave **26** (8.04 g, 84%). R_f : 0.51 (cyclohexane/ethyl acetate=4:1); $[\alpha]_D^{25}$ $+7.0$ (c 1.3, CHCl_3); IR (film): ν 1752, 1260–1045 cm^{-1} ; ^1H NMR (400 MHz, CDCl_3): δ 7.71–7.67 (m, 4H, H-Ar), 7.46–7.36 (M, 6H, H-Ar), 4.73 (s,

2H, O-CH₂-O), 4.31 (dd, ³J=5.5 Hz, ³J=4.5 Hz, 1H, CHO), 3.97 (dd, ²J=10.5 Hz, ³J=5.5 Hz, 1H, CH₂O), 3.94 (dd, ²J=10.5 Hz, ³J=4.5 Hz, 1H, CH₂O), 3.75 (s, 3H, Me), 3.37 (s, 3H, Me), 1.05 (s, 9H, Me); ¹³C NMR (100 MHz, CDCl₃): δ 171.1 (CO), 135.6 and 135.5 (C-Ar), 133.1 and 133.0 (C-Ar), 129.7 (C-Ar), 127.7 (C-Ar), 96.2 (O-CH₂-O), 76.5 (CHO), 64.7 (CH₂O), 55.8 (CH₃), 51.9 (CH₃), 26.6 (CH₃), 19.2 (C-(CH₃)₃); HRMS (ESI) calcd for C₂₂H₃₀O₅SiNa [M+Na]⁺: 425.1760, found: 425.1757.

4.2.20. (2R)-3-(tert-Butyldiphenylsilyloxy)-2-(methoxymethoxy)propanoyl chloride (27). To a solution of ester **26** (6.04 g, 15.0 mmol) in tetrahydrofuran/methanol (420 mL, 4:1, v/v) was added, under argon, a 1 M solution of lithium hydroxide (60 mL) in THF/MeOH (4:1, v/v). The reaction mixture was stirred 4 h at 20 °C and then the solvents were evaporated in vacuo. Traces of water were eliminated by washing the residue twice with anhydrous toluene. The lithium salt of **26** was characterized by its ¹H NMR spectrum. ¹H NMR (400 MHz, CD₃OD): δ 7.76–7.71 (m, 4H, H-Ar), 7.43–7.35 (m, 6H, H-Ar), 4.76 (d, ²J=7.0 Hz, 1H, O-CH₂-O), 4.74 (d, ²J=7.0 Hz, 1H, O-CH₂-O), 4.26 (dd, ³J=7.5 and 3.0 Hz, 1H, CHO), 3.98 (dd, ²J=10.5 Hz, ³J=3.0 Hz, 1H, CH₂O), 3.88 (dd, ²J=10.5 Hz, ³J=7.5 Hz, 1H, CH₂O), 3.40 (s, 3H, Me), 1.04 (s, 9H, Me). The lithium salt of **26** (2.5 mmol) was dissolved, under argon at 0 °C, in anhydrous ether (10 mL) before adding pyridine (55 μL, 0.5 mmol) followed by freshly distilled oxalyl chloride (430 μL, 5.0 mmol). The reaction mixture was stirred overnight. Elimination of the solvent furnished quantitatively acyl chloride **27**.

4.2.21. (+)-N,N'-{2-[(Benzlyloxy)imino]propane-1,3-diyl}bis[(2R)-3-(tert-butyldiphenylsilyloxy)-2-(methoxymethoxy)propanamide] (28). Amine (**12**) (1.13 mmol) was dissolved, under argon and at 0 °C, into CH₂Cl₂ (7 mL). Triethylamine (1.0 mL, 7.47 mmol) and 4-dimethylaminopyridine (0.05 g, 0.45 mmol) were then added followed, after 15 min, by **27** (1.02 g, 2.49 mmol). The stirring was continued for 18 h. The reaction mixture was diluted with CH₂Cl₂ (55 mL). The solution was washed twice with water (16 mL) followed by a saturated solution of Na₂CO₃ (8 mL) and dried (MgSO₄). Purification of the crude residue by flash column chromatography with cyclohexane/ethyl acetate (7:3, v/v) as eluent gave **28** as a gum (0.39 g, 37%). *R_f*: 0.30 (cyclohexane/ethyl acetate=7:3); [α]_D²⁵ +19.7 (c 1.2, CHCl₃); IR (film) ν 3425, 3322, 1680, 1110–1028 cm⁻¹; ¹H NMR (400 MHz, CDCl₃): δ 7.69–7.63 (m, 8H, H-Ar), 7.42–7.30 (m, 19H, H-Ar and NH), 5.06 (s, 2H, CH₂Ph), 4.74 (d, ²J=6.5 Hz, 1H, O-CH₂-O), 4.69 (d, ²J=6.5 Hz, 1H, O-CH₂-O), 4.67 (d, ²J=6.5 Hz, 1H, O-CH₂-O), 4.63 (d, ²J=6.5 Hz, 1H, O-CH₂-O), 4.26–4.18 (m, 3H, CHO and H-c), 4.14 (dd, ²J=12.0 Hz, ³J=6.0 Hz, 1H, H-a), 4.10 (dd, ²J=11.0 Hz, ³J=6.0 Hz, 1H, H-c), 4.01–3.93 (m, 5H, CH₂OSi and H-a), 3.32, (s, 3H, H-Me), 3.29 (s, 3H, Me), 1.02 (s, 18H, Me); ¹³C NMR (100 MHz, CDCl₃): δ 170.4 (CO), 170.1 (CO), 153.1 (C-b), 137.2 (C-Ar), 135.6 (C-Ar), 133.1 (C-Ar), 133.0 (C-Ar), 129.7 (C-Ar), 128.4 (C-Ar), 128.2 (C-Ar), 128.0 (C-Ar), 127.7 (C-Ar), 96.2 (C-Ar), 78.4 (CHO), 78.3 (CHO), 76.5 (CH₂Ph), 65.0 (CH₂O), 64.7 (CH₂O), 56.0 (CH₃), 55.9 (CH₃), 40.3 (C-a), 35.3 (C-c), 26.7 (CH₃), 19.2 (CH₃); HRMS (ESI): calcd for C₅₂H₆₇N₃O₉Si₂Na [M+Na]⁺: 956.4314, found: 956.4340.

4.2.22. (+)-N,N'-{2-[(Benzlyloxy)imino]propane-1,3-diyl}-bis[(2R)-3-(tert-butyldiphenylsilyloxy)-2-hydroxypropanamide] (29) and (+)-N,N'-(2-oxopropane-1,3-diyl)bis[(2R)-3-(tert-butyldiphenylsilyloxy)-2-hydroxypropanamide] (30b). *Method A:* to a solution of oxime **28** (950 mg, 1.01 mmol) in anhydrous CH₂Cl₂ (35 mL) was added, at 0 °C and under argon, trimethylsilylbromide (1.07 mL, 8.11 mmol). The reaction mixture was stirred for 4 h. After quenching by adding a saturated solution of NaHCO₃ (30 mL), the layers were separated. The aqueous layer was extracted with CH₂Cl₂. The combined organic layers were dried (MgSO₄) and concentrated under vacuo. The residue was purified by flash column chromatography using cyclohexane/ethyl acetate (3:2–1:4) as eluent and gave (*R,R*)-**29** (0.460 g, 54%) and (*R,R*)-**30** (0.150 g, 20%).

Method B: to a solution of **29** (0.344 g, 0.41 mmol) in acetone/water (8 mL, 10/1, v/v), were added Amberlyst® 15 (0.100 g) and paraformaldehyde (0.120 g, 4.07 mmol). The resulting mixture was heated under reflux for 24 h. After filtration on a Celite® pad and concentration, the residue was purified by flash column chromatography with cyclohexane/ethyl acetate (3:2–1:4) as eluent and gave **29** (0.130 g, 38%) and **30** (0.078 g, 26%).

Compound (+)-(*R,R*)-(**29**). *R_f*: 0.45 (cyclohexane/ethyl acetate=3:2); [α]_D²⁵ +12.1 (c 5.6, CHCl₃); IR (film): ν 3396, 1666 cm⁻¹; ¹H NMR (400 MHz, CDCl₃): δ 7.69–7.64 (m, 8H, H-Ar), 7.49–7.30 (m, 19H, H-Ar and NH), 5.10 (s, 2H, CH₂Ph), 4.27–4.13 (m, 5H, CHO, H-a and H-c), 3.99–3.90 (m, 5H, CH₂O and H-a), 3.51 (d, ³J=5.0 Hz, 1H, OH), 3.50 (d, ³J=5.0 Hz, 1H, OH), 1.07 (s, 18H, Me); ¹³C NMR (100 MHz, CDCl₃): δ 172.2 (CO), 172.0 (CO), 153.7 (C-b), 137.1 (C-Ar), 135.4 (C-Ar), 132.7 (C-Ar), 132.6 (C-Ar), 129.9 (C-Ar), 128.4 (C-Ar), 128.2 (C-Ar), 128.0 (C-Ar), 127.8 (C-Ar), 76.5 (CH₂Ph), 72.4 (CHO), 72.3 (CHO), 65.15 (CH₂O), 65.1 (CH₂O), 39.9 (C-a), 35.2 (C-c), 26.7 (CH₃), 19.2 (CH₃); HRMS (ESI): calcd for C₄₈H₅₉N₃O₇Si₂Na [M+Na]⁺: 868.3789, found: 868.3792.

Compound (+)-(*R,R*)-(**30b**). *R_f*: 0.12 (cyclohexane/ethyl acetate=3:2); [α]_D²⁵ +10.5 (c 1.8, CHCl₃); IR (film): ν 3397, 1665, 1111 cm⁻¹; ¹H NMR (400 MHz, CDCl₃): δ 7.66–7.62 (m, 8H, H-Ar), 7.46–7.36 (m, 14H, H-Ar and NH), 4.23 (dd, ²J=19.0 Hz, ³J=5.5 Hz, 2H, H-a and H-c), 4.23 (m, 2H, CHO), 4.16 (dd, ²J=19.0 Hz, ³J=5.0 Hz, 2H, H-a and H-c), 3.93 (dd, ²J=10.5 Hz, ³J=5.0 Hz, 2H, CH₂O), 3.91 (dd, ²J=11.0 Hz, ³J=5.0 Hz, 2H, CH₂O), 3.38 (se, 2H, OH), 1.06 (s, 18H, Me); ¹³C NMR (100 MHz, CDCl₃): δ 199.9 (C-b), 172.0 (CO), 135.5 and 135.4 (C-Ar), 132.6 and 132.4 (C-Ar), 130.0 (C-Ar), 127.9 (C-Ar), 71.9 (CHO), 65.1 (CH₂O), 46.8 (C-a and C-c), 26.8 (CH₃), 19.2 (CH₃). HRMS (ESI): calcd for C₄₁H₅₂N₂O₇Si₂Na [M+Na]⁺: 763.3211, found: 763.3181.

4.2.23. (+)- (2R)-3-(tert-Butyldiphenylsilyloxy)-2-hydroxy-N-({(6R)-2-butoxy-6-[(tert-butyldiphenylsilyloxy)methyl]-5-oxomorpholin-2-yl}methyl)propanamide (31) and (-)- (2R)-3-(tert-Butyldiphenylsilyloxy)-2-hydroxy-N-({(2R)-2-[(tert-butyldiphenylsilyloxy)methyl]-3-oxo-2,3-dihydro-2H-1,4-oxazin-6-yl}methyl)propanamide (32). A solution of **30b** (0.078 g, 0.105 mmol) and *p*TsOH (0.001 g) in 1-butanol (2.5 mL) were heated under reflux

for 6 h. After concentration a mixture of starting material **30b**, compound **31** and compound **32**, which could be easily separated by flash column chromatography was obtained. These three new compounds could be fully characterized at this stage. A mixture of **30b**, **31** and **32** was then dissolved in toluene (2.4 mL) and heated under reflux for 5 h. After evaporation of the solvent the crude residue was flash chromatographed with cyclohexane/ethyl acetate (1:1, v/v) as eluent and gave (*R,R*)-**31** (0.044 g, 57%).

Compound (+)-(*R,R*)-(**31**). Gum; R_f 0.50 (cyclohexane/ethyl acetate=1:1); $[\alpha]_D^{25} +25.9$ (c 0.2, CHCl_3); IR (film): ν 3412, 1682, 1113 cm^{-1} ; ^1H NMR (400 MHz, CDCl_3): δ 7.69 (m, 4H, H-Ar), 7.62 (m, 4H, H-Ar), 7.48–7.35 (M, 12H, H-Ar), 6.94 (t, $^3J=6.5$ Hz, 1H, NH), 5.60 (d, $^3J=4.5$ Hz, 1H, NH-cycle), 4.19 (dd, $^3J=4.0$ Hz, $^3J=2.0$ Hz, 1H, CHO), 4.17–4.11 (M, 2H, CHOH and CH-cycle- CH_2O), 3.99 (dd, $^2J=10.5$ Hz, $^3J=2.0$ Hz, 1H, CH-cycle- CH_2O), 3.98 (dd, $^2J=10.5$ Hz, $^3J=5.0$ Hz, 1H, CH- CH_2O), 3.93 (dd, $^2J=10.5$ Hz, $^3J=4.5$ Hz, 1H, CH- CH_2O), 3.66 (dd, $^2J=14.0$ Hz, $^3J=7.0$ Hz, 1H, $-\text{CH}_2\text{NH}$), 3.58–3.46 (M, 4H, $-\text{CH}_2\text{NH}$, $-\text{CH}_2$ -cycle-NH and OCH_2CH_2-), 3.23 (dd, $^2J=12.5$ Hz, $^3J=5.0$ Hz, 1H, $-\text{CH}_2$ -cycle-NH), 3.02 (de, $^3J=4.5$ Hz, 1H, OH), 1.55 (q, $^2J=7.0$ Hz, 2H, $-\text{OCH}_2\text{CH}_2$), 1.36 (h, $^3J=7.5$ Hz, 2H, CH_3CH_2), 1.07 (s, 9H, Me), 1.03 (s, 9H, Me), 0.91 (t, $^3J=7.5$ Hz, 3H, Me); ^{13}C NMR (100 MHz, CDCl_3): δ 171.7 (NHCO), 168.2 (NHCO-cycle), 135.7–135.6–135.4 (C-Ar), 133.4–133.1–132.5 (C-Ar), 130.1–129.7 (C-Ar), 127.9–127.7 (C-Ar), 96.1 (O-C-O), 74.1 (CH-cycle-O), 72.0 (CH-O), 65.1 (CH $_2$ -O), 64.2 (CH-cycle- CH_2 -O), 61.4 ($-\text{O}-\text{CH}_2\text{CH}_2-$), 47.4 (N- CH_2 -cycle-), 41.3 (NH- CH_2-), 31.8 ($\text{O}-\text{CH}_2\text{CH}_2-$), 26.9–26.7 (CH_3), 19.4 (CH_3CH_2-), 19.3 (C-(CH_3) $_3$), 13.9 (CH_3); HRMS (ESI): calcd for $\text{C}_{45}\text{H}_{60}\text{N}_2\text{O}_7\text{Si}_2\text{Na}$ [M+Na] $^+$: 819.3837, found: 819.3867.

Compound (–)-(*R,R*)-(**32**). R_f =0.45 (ethyl acetate/cyclohexane=3:2); $[\alpha]_D^{25} -10.3$ (c 0.2, CHCl_3); IR (film): ν 3392, 1682, 1113 cm^{-1} ; ^1H NMR (400 MHz, CDCl_3): δ 7.70–7.61 (M, 8H, H-Ar), 7.46–7.35 (M, 13H, H-Ar and NH-cycle-), 7.06 (t, $^3J=5.5$ Hz, 1H, NH), 5.59 (d, $^3J=5.0$ Hz, 1H, CH-NH-cycle-), 4.54 (dd, $^3J=4.5$ and 2.5 Hz, 1H, O-CH-cycle-), 4.14 (dd, $^2J=11.0$ Hz, $^3J=4.5$ Hz, 1H, CH-cycle- CH_2), 4.13 (t, $^3J=5.5$ Hz, 1H, CH-O), 3.97 (dd, $^2J=11.5$ Hz, $^3J=2.5$ Hz, 1H, CH-cycle- CH_2), 3.94–3.85 (M, 4H, CH_2NH and CH- CH_2O), 3.15 (d, $^3J=4.5$ Hz, 1H, OH), 1.06 (s, 9H, Me), 1.04 (s, 9H, Me); ^{13}C NMR (100 MHz, CDCl_3): δ 171.4 ($-\text{NH}-\text{CO}-$), 163.8 ($-\text{NH}-\text{CO}$ -cycle), 136.0 (O-C=CH), 135.6 and 135.5 (C-Ar), 135.5 and 135.4 (C-Ar), 133.1 and 132.9 (C-Ar), 132.6 and 132.4 (C-Ar), 130.0 (C-Ar), 129.8 (C-Ar), 127.9 (C-Ar), 127.7 (C-Ar), 102.1 (C=CH), 78.0 (CH-cycle- CH_2), 71.8 (CH-O), 65.1 ($-\text{CH}-\text{CH}_2\text{O}$), 64.1 (CH-cycle- CH_2-), 38.8 (CH_2NH), 26.8 (CH_3), 26.6 (CH_3), 19.2 (C-(CH_3) $_3$); HRMS (ESI): calcd for $\text{C}_{41}\text{H}_{50}\text{N}_2\text{O}_6\text{Si}_2\text{Na}$ [M+Na] $^+$: 745.3105, found: 745.3133.

References and notes

- For reviews, see: (a) Mead, K. T.; Brewer, B. N. *Curr. Org. Chem.* **2003**, *7*, 227–256; (b) Francke, W.; Kitching, W. *Curr. Org. Chem.* **2001**, *5*, 233–251.
- (a) Deslongchamps, P.; Rowan, D. D.; Pothier, N.; Sauvé, G.; Saunders, J. K. *Can. J. Chem.* **1981**, *59*, 1105–1121; (b) Pothier, N.; Goldstein, S.; Deslongchamps, P. *Helv. Chim. Acta* **1992**, *75*, 604–620.
- Yin, B.-L.; Yang, Z.-M.; Hu, T.-S.; Wu, Y.-L. *Synthesis* **2003**, *13*, 1995–2000.
- Hossain, N.; Zapata, A.; Wilstermann, M.; Nilsson, U. J.; Magnusson, G. *Carbohydr. Res.* **2002**, *337*, 569–580.
- (a) Seward, E. M.; Carlson, E.; Harrison, T.; Haworth, K. E.; Herbert, R.; Kelleher, F. J.; Kurtz, M. M.; Moseley, J.; Owen, S. N.; Owens, A. P.; Sadowski, S. J.; Swain, C. J.; Williams, B. J. *Bioorg. Med. Chem. Lett.* **2002**, *12*, 2515–2518; (b) Williams, B. J.; Cascieri, M. A.; Chicchi, G. G.; Harrison, T.; Owens, A. P.; Owen, S. N.; Rupniak, N. M. J.; Tattersall, D. F.; Williams, A.; Swain, C. J. *Bioorg. Med. Chem. Lett.* **2002**, *12*, 2719–2722; (c) Raubo, P.; Kulagowski, J. J.; Swain, C. J. *Synlett* **2003**, 2021–2024.
- Trump, R. P.; Bartlett, P. A. *J. Comb. Chem.* **2003**, *5*, 285–291.
- Goubert, M.; Canet, I.; Sinibaldi, M.-E. *Eur. J. Org. Chem.* **2006**, *23*, 4805–4812.
- Amine **6** was classically prepared from commercially available solketal in two steps and 79% overall yield via its phthalimide derivative (Lohray, B. B.; Sekar Reddy, A.; Bhushan, V. *Tetrahedron: Asymmetry* **1996**, *7*, 2411–2416).
- Amine **7** was obtained from the mesylate of solketal (Kim, H. S.; Barak, D.; Harden, T. K.; Boyer, J. L.; Jacobson, K. A. *J. Med. Chem.* **2001**, *44*, 3092–3108) by treatment with benzylamine in CH_3CN as previously mentioned by; Lemaire, M.; Posada, F.; Gourcy, J.-G.; Jeminet, G. *Synthesis* **1995**, *6*, 627–629.
- For facilities, all new oximes prepared and described in the experimental part were depicted using the same numeration we indicated in Scheme 1.
- Ryu, I.; Kuriyama, H.; Minakata, S.; Komatsu, M.; Yoon, J. Y.; Kim, S. *J. Am. Chem. Soc.* **1999**, *121*, 12190–12191.
- Das, N. B.; Nanda, B.; Nayak, A. *Synth. Commun.* **2002**, *32*, 3647–3651.
- Xiao, X.; Bai, D. *Synlett* **2001**, 535–537.
- (a) Tsuritani, T.; Yagi, K.; Shinokubo, H.; Oshima, K. *Angew. Chem., Int. Ed.* **2003**, *42*, 5613–5615; (b) Kaiser, A.; Wiegrebe, W. *Monatsh. Chem.* **1996**, *127*, 763–774; (c) Blake, J. A.; Ingold, K. U.; Lin, S.; Mulder, P.; Pratt, D. A.; Sheeller, B.; Walton, J. C. *Org. Biomol. Chem.* **2004**, *2*, 415–420.
- Plate, R.; Plaum, M. J. M.; Pintar, P.; Jans, C. G.; de Boer, T.; Dijcks, F. A.; Ruigt, G.; Andrews, J. S. *Bioorg. Med. Chem.* **1998**, *6*, 1403–1420.
- Tursun, A.; Aboab, B.; Canet, I.; Sinibaldi, M.-E. *Tetrahedron Lett.* **2005**, *46*, 2291–2294.
- (*S*)-Solketal was first transformed into its carboxylate potassium salt using KMnO_4 in $\text{H}_2\text{O}/\text{KOH}$ in 93% yield according to the procedure described by: Beau, J.-M.; Sinay, P. *Tetrahedron Lett.* **1985**, *26*, 6193–6196; Acylation of this salt by $(\text{COCl})_2$ in ether with catalytic amounts of pyridine using the method of: Tanaka, A.; Yamashita, K. *Agric. Biol. Chem.* **1980**, *44*, 199–202; furnished the attempted (*R*)-**15** in 95% yield.
- For related processes, see: (a) Ostrowski, J.; Altenbach, H.-J.; Wishnat, R.; Brauer, *Eur. J. Org. Chem.* **2003**, *68*, 1104–1110; (b) Garna, A.; Guidi, A.; Machetti, F.; Menchi, G.; Occhiato, E. G.; Scarpi, D.; Sisi, S.; Trabocchi, J. *Org. Chem.* **1999**, *64*, 7347–7364.
- (a) Sugimoto, T.; Ishihara, J.; Murai, A. *Tetrahedron Lett.* **1997**, *38*, 7379–7382; (b) Marco-Contelles, J.; Gallego, P.

- Rodríguez-Fernández, M.; Khiar, N.; Destabel, C.; Bernabé, M.; Martínez-Grau, A.; Chiara, J. L. *J. Org. Chem.* **1997**, *62*, 7397–7412; (c) Wagner, D.; Verheyden, J. P. H.; Moffatt, J. G. *J. Org. Chem.* **1974**, *39*, 24–30; (d) David, S.; Hanessian, S. *Tetrahedron* **1985**, *41*, 643–663.
20. Azuma, H.; Takao, R.; Niino, H.; Shikata, K.; Tamagaki, S.; Tachibana, T.; Ogino, K. *J. Org. Chem.* **2003**, *68*, 2790–2797.
21. Mukaiyama, T.; Shiina, I.; Iwadare, H.; Saitoh, M.; Nishimura, T.; Ohkawa, N.; Sakoh, H.; Nishimura, K.; Tani, Y.-I.; Hasegawa, M.; Yamada, K.; Saitoh, K. *Chem.—Eur. J.* **1999**, *5*, 121–161.
22. Green, M. E.; Rech, J. C.; Floreancig, P. E. *Org. Lett.* **2005**, *7*, 4117–4120.
23. Banwell, M. G.; McRae, K. J. *J. Org. Chem.* **2001**, *66*, 6768–6774.
24. Oikawa, M.; Ueno, T.; Oikawa, H.; Ichihara, A. *J. Org. Chem.* **1995**, *60*, 5048–5068.
25. (a) Amouroux, A. *Heterocycles* **1984**, *22*, 1489–1492; (b) Holzapfel, C. W.; Portwig, M.; Williams, D. B. G. *S. Afr. J. Chem.* **1999**, *52*, 165–167; (c) Conway, J. C.; Quayle, P.; Regan, A. C.; Urch, C. J. *Tetrahedron* **2005**, *61*, 11910–11923.