



HAL
open science

The Lorentz force effect on the On-Off dynamo intermittency

Alexandros Alexakis, Yannick Ponty

► **To cite this version:**

Alexandros Alexakis, Yannick Ponty. The Lorentz force effect on the On-Off dynamo intermittency. 2007. hal-00175646

HAL Id: hal-00175646

<https://hal.science/hal-00175646>

Preprint submitted on 28 Sep 2007

HAL is a multi-disciplinary open access archive for the deposit and dissemination of scientific research documents, whether they are published or not. The documents may come from teaching and research institutions in France or abroad, or from public or private research centers.

L'archive ouverte pluridisciplinaire **HAL**, est destinée au dépôt et à la diffusion de documents scientifiques de niveau recherche, publiés ou non, émanant des établissements d'enseignement et de recherche français ou étrangers, des laboratoires publics ou privés.

The Lorentz force effect on the On-Off dynamo intermittency

Alexandros Alexakis, Yannick Ponty
*Laboratoire Cassiopée, Observatoire de la Côte d’Azur,
BP 4229, Nice Cedex 04, France*

An investigation of the dynamo instability close to the threshold produced by an ABC forced flow is presented. We focus on the on-off intermittency behavior of the dynamo and the counter-effect of the Lorentz force in the non-linear stage of the dynamo. The Lorentz force drastically alters the statistics of the turbulent fluctuations of the flow and reduces their amplitude. As a result much longer burst (on-phases) are observed than what is expected based on the amplitude of the fluctuations in the kinematic regime of the dynamo. For large Reynolds numbers, the duration time of the “On” phase follows a power law distribution, while for smaller Reynolds numbers the Lorentz force completely kills the noise and the system transits from a chaotic state into a “laminar” time periodic flow. The behavior of the On-Off intermittency as the Reynolds number is increased is also examined. The connections with dynamo experiments and theoretical modeling are discussed.

PACS numbers: 47.65.-d,47.20.Ky,47.27.Sd,52.65.Kj

I. INTRODUCTION

Dynamo action, the self amplification of magnetic field due to the stretching of magnetic field lines by a flow, is considered to be the main mechanism for the generation of magnetic fields in the universe [1]. To that respect many experimental groups have successfully attempted to reproduce dynamos in liquid sodium laboratory experiments [2, 3, 4, 5, 6, 7, 8]. The induction experiments [9, 10, 11, 12, 13, 14, 15, 16, 17, 18] studying the response of an applied magnetic field inside a turbulent metal liquid represent also a challenging science. With or without dynamo instability the flow of a conducting fluid forms complex system, with a large degree of freedoms and a wide branch of non linear behaviors.

In this work we focus on one special behavior: the On-Off intermittency or blowout bifurcation [19, 20]. On-off intermittency is present in chaotic dynamical systems for which there is an unstable invariant manifold in the phase space such that the unstable solutions have a growth rate that varies strongly in time taking both positive and negative values. If the averaged growth rate is sufficiently smaller than the fluctuations of the instantaneous growth rate, then the solution can exhibit on-off intermittency where bursts of the amplitude of the distance from the invariant manifold are observed (when the growth rate is positive) followed by a decrease of the amplitude (when the growth rate is negative). (See [21, 22] for a more precise definition).

On-Off intermittency has been observed in different physical experiments including electronic devices, electrohydrodynamic convection in nematics, gas discharge plasmas, and spin-wave instabilities [23]. In the MHD context, near the dynamo instability onset, the On-Off intermittency has been investigated by modeling of the Bullard dynamo [24]. Using direct numerical simulation [21, 22] were able to observe On-Off intermittency solving the full MHD equations for the ABC dynamo, (here we present an extended work of this particular case). On-Off intermittency has also been found recently for a Taylor-

Green flow [25]. Finally, recent liquid metal experimental results (VKS) [26] show some intermittent behavior, with features reminiscent of on-off self-generation that motivated our study.

For the MHD system we are investigating the evolution of the magnetic energy $E_b = \frac{1}{2} \int \mathbf{b}^2 dx^3$ is given by $\partial_t E_b = \int \mathbf{b} \cdot (\mathbf{b} \nabla) \mathbf{u} - \eta (\nabla \mathbf{b})^2 dx^3$. If the velocity field has a chaotic behavior in time the right hand side of the equation above can take positive or negative values and can be modeled as multiplicative noise. A simple and proved very useful way to model the behavior of the magnetic field during the on-off intermittency is using a stochastic differential equation (SDE-model) [19, 20, 27, 28, 29, 30, 31, 32, 33, 34, 35]:

$$\partial_t E_b = (a + \xi) E_b - NL(E_b) \quad (1)$$

where E_b is the magnetic energy, a is the long time averaged growth rate, ξ models the noise term typically assumed to be white (see however [34, 35]) and of amplitude D such that $\langle \xi(t) \xi(t') \rangle = 2D \delta(t - t')$. NL is a non-linear term that guaranties the saturation of the magnetic energy to finite values typically taken to be $NL(X) = X^3$ for investigations of supercritical bifurcations or $NL(X) = X^5 - X^3$ for investigations of subcritical bifurcations. Alternative, an upper no-flux boundary is imposed at $E_b = 1$. In all these cases (independent of the non-linear saturation mechanism) the above SDE leads to the stationary distribution function that for $0 < a < D$ has a singular behavior at $E_b = 0$: $P(E_b) \sim E_b^{a/D-1}$ indicating that the systems spends a lot of time in the neighborhood of $E_b = 0$. This is singularity is the signature of On-Off intermittency. Among other predictions of the SDE model here we note that the distribution of the duration time of the “off” phases follows a power law behavior $PDF(\Delta T_{off}) \sim \Delta T_{off}^{-1.5}$, all moments of the magnetic energy follow a linear scaling with a , $\langle E_b^m \rangle \sim a$, and for $a = 0$ the set of the burst has a fractal dimension $d = 1/2$ [30, 31, 32, 33].

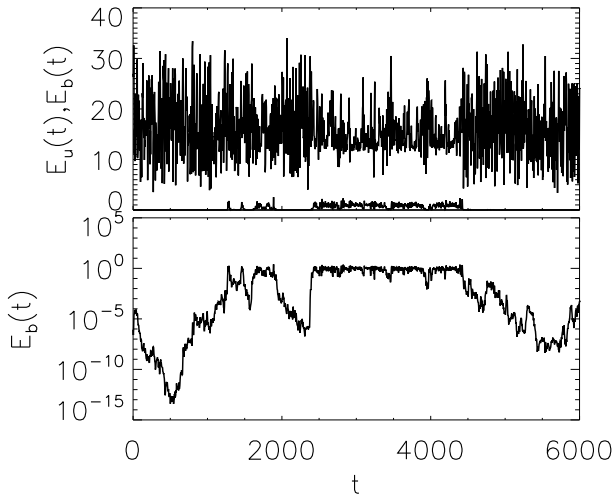


FIG. 1: A typical example of a burst. The top panel shows the evolution of the kinetic energy (top line) and magnetic energy (bottom line). The bottom panel shows the evolution of the magnetic energy in a log-linear plot. During the on phase of the dynamo the amplitude of the noise of the kinetic energy fluctuations is significantly reduced. The runs were for the parameters $Gr = 39.06$ and $G_M = 50.40$.

In this dynamical system eq.(1) however the noise amplitude or the noise proprieties do not depend on the amplitude of the magnetic energy. However, in the MHD system, when the non-linear regime is reached, the Lorentz force has a clear effect on the the flow such as the decrease of the small scale fluctuation, and the decrease of the local Lyapunov exponent [36, 37]. Some cases, the flow is altered so strongly that the MHD dynamo system jumps into an other attractor, that cannot not sustain any more the dynamo instability [38]. Although the exact mechanism of the saturation of the MHD dynamo is still an open question that might not have a universal answer, it is clear that both the large scales and the turbulent fluctuations are altered in the non-linear regime and need to be taken into account in a model.

Figure 1 demonstrates this point, by showing the evolution of the kinetic and magnetic energy as the dynamo goes through On- and Off- phases. During the On phases although the magnetic field energy is an order of magnitude smaller than the kinetic energy both the mean value and the amplitude of the observed fluctuations of the kinetic energy are significantly reduced. As a result the On-phases last a lot longer than what the SDE-model would predict. With our numerical simulations, we aim to describe which of the On-Off intermittency proprieties are affected through the Lorentz force feed-back.

This paper is structured as follows. In the next section II we discuss the numerical method used. In section III A we present the table of our numerical runs and discuss the dynamo onset. Results for small Reynolds numbers investigating the transition from a laminar dynamo to on-off intermittency are presented in III B, and the results on fully developed on-off intermittency behavior are given in

section III C. Conclusions, and implications on modeling and on the laboratory experiments are given in the last section IV.

II. NUMERICAL METHOD

Our investigation is based on the numerical integration of the classical incompressible MagnetoHydroDynamic equations (MHD) (2) in a full three dimensional periodic box of size 2π , with a parallel pseudo-spectral code. The MHD equations are:

$$\begin{aligned} \partial_t \mathbf{u} + \mathbf{u} \cdot \nabla \mathbf{u} &= -\nabla P + (\nabla \times \mathbf{b}) \times \mathbf{b} + \nu \nabla^2 \mathbf{u} + \mathbf{f} \\ \partial_t \mathbf{b} &= \nabla \times (\mathbf{u} \times \mathbf{b}) \cdot \mathbf{u} + \eta \nabla^2 \mathbf{b} \end{aligned} \quad (2)$$

along with the divergence free constrains $\nabla \cdot \mathbf{u} = \nabla \cdot \mathbf{b} = 0$. Where \mathbf{u} is the velocity, \mathbf{b} is the magnetic field (in units of Alfvén velocity), ν the molecular viscosity and η the magnetic diffusivity. \mathbf{f} is an externally applied force that in the current investigation is chosen to be the ABC forcing [39] explicitly given by

$$\begin{aligned} \mathbf{f} &= \hat{x}(A \sin(k_z z) + C \cos(k_y y)) \\ &\quad \hat{y}(B \sin(k_x x) + A \cos(k_z z)) \\ &\quad \hat{z}(C \sin(k_y y) + B \cos(k_x x)) \end{aligned} \quad (3)$$

with all the free parameters chosen to be unity $A = B = C = k_x = k_y = k_z = 1$.

The MHD equations have two independent control parameters that are generally chosen to be the kinetic and magnetic Reynolds numbers defined by: $Re = UL/\nu$ and $R_M = UL/\eta$ respectively, where U is chosen to be the root mean square of the velocity (defined by $U = \sqrt{2E_u/3}$, where E_u is the total kinetic energy of the velocity) and L is the typical large scale here taken $L = 1.0$. Alternatively we can use the amplitude of the forcing to parametrize our system in which case we obtain the kinetic and magnetic Grashof numbers $Gr = FL^3/\nu^2$ and $G_M = FL^3/\nu\eta$ respectively. Here F is the amplitude of the force that is taken to be unity $F = \sqrt{(A^2 + B^2 + C^2)}/3 = 1$ following the notation of [53].

We note that in the laminar limit the two different sets of control parameters are identical $Gr = Re$ and $G_M = R_M$ but in the turbulent regime the scaling $Gr \sim Re^2$ and $G_M \sim ReR_M$ is expected. In the examined parameter range the velocity field fluctuates in time generating uncertainties in the estimation of the root mean square of the velocity and then the Reynolds numbers. For this reason in this work we are going to use the Grashof numbers as the control parameters of our system.

Starting with a statistically saturated velocity, we investigate the behavior of the kinetic and magnetic energy in time by introducing a small magnetic seed at $t = 0$ and letting the system evolve. When the magnetic Grashof (Reynolds) number is sufficiently large the

magnetic energy grows exponentially in time reaching the dynamo instability. We have computed the dynamo onset for different kinematic Grashof (Reynolds) numbers (III.A) starting from small $Gr = 11.11$ that the flow exhibits laminar ABC behavior to larger values of Gr (up to $Gr = 625.0$) that the flow is relatively turbulent.

Typical duration of the runs were 10^5 turn over times although in some cases even much longer integration time was used. For each run during the kinematic stage of the dynamo the finite time growth rate $a_\tau(t) = \tau^{-1} \log(E_b(t + \tau)/E_b(t))$ was measured. The long time averaged growth rate was then determined as $a = \lim_{\tau \rightarrow \infty} a_\tau(0)$ and the amplitude of the noise D was the measured based on $D = \tau \langle (a - a_\tau)^2 \rangle / 2$ (see [21, 22]). Typical value of τ was 100 while the for long time average the typical averaging time ranged from 10^4 to 10^5 depending on the run. The need for long computational time in order to obtain good statistics restricted our simulations to low resolutions that varied from 32^3 (for $Gr \leq 40.0$) to 64^3 (for $Gr > 40$).

III. NUMERICAL RESULTS

A. Dynamo onset

The ABC flow is a strongly helical Beltrami flow with chaotic Lagrangian trajectories [40]. The kinematic dynamo instability of the ABC flow, even with one of the amplitude coefficients set to zero ($2D^{1/2}$ flow) [41, 42] has been study intensively [43, 44, 45, 46, 47], especially for fast dynamo investigation [48, 49, 50, 51, 52]. In the laminar regime and for the examined case where all the parameter of the ABC flow are equal to the unity (equations (4), the flow has dynamo in the range $8.9 \lesssim G_M \lesssim 17.8$ and $24.8 < G_M$ [43, 44]. In this range the magnetic field is growing near the stagnation point of the flow, producing “cigar” shape structures aligned along the unstable manifold.

As the kinematic Grashof number is increased, a critical value is reached ($Gr = Re \sim 13$.) that the hydrodynamic system becomes unstable. After the first bifurcation, further increase of the kinematic Grashof (Reynolds) number, leads the system to jump to different attractors [53, 54], until finally the fully turbulent regime is reached.

The On-off intermittency dynamo was studied with the forcing ABC by [21, 22] although their study was focused on a single value of the mechanical Grashof number while the magnetic Grashof number was varied. We expand this work by varying both parameters. For each kinematic Grashof number a set of numerical runs were performed varying the magnetic Grashof number. A table of the different Grashof (Reynolds) numbers examined is shown in table I. The case examined in [21, 22] is closer to the set of runs with $Gr = 39.06$ although here examined at higher resolution.

First, we discuss the dynamo onset. For each kinetic

TABLE I: Parameters used in the simulations. G_{Mc} is the critical magnetic Grashof that the dynamo instability begins and G_{Mo} is the critical magnetic Grashof that the dynamo instability stops having on-off behavior. Thus, on-off intermittency is observed in the range $G_{Mc} < G_M < G_{Mo}$.

Run	ν	Gr	Re	G_{Mc}	G_{Mo}
I	0.30	11.11	11.11	8.89–17.8, 24.0	8.89
II	0.28	12.75	12.75/11.22	8.50	8.50
III	0.25	16.00	14.82	9.35	9.35
IV	0.22	20.66	11.65	11.3	11.8
VI	0.20	25.00	18.45	29.4	56.8
VII	0.18	30.86	19.47	37.0	50.5
VII	0.16	39.06	20.60	48.0	59.5
VII	0.08	156.25	34.08	123.7	137.
VII	0.04	625.00	67.20	327.2	362.

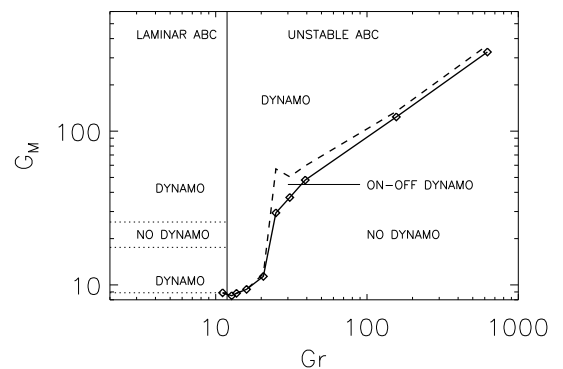


FIG. 2: Critical magnetic Grashof number G_{Mc} that the dynamo instability is observed (solid line) and the critical magnetic Grashof number G_{Mo} where the on-off intermittency is disappears (dashed line).

Grashof number the critical magnetic Grashof number G_{Mc} is found and recorded in table I. For our lowest kinematic Grashof number $Gr = 11.11$ which corresponds to a slightly smaller value than the critical value that hydrodynamic instabilities are present, the flow is laminar and the two windows of dynamo instability [43, 44] are rediscovered, shown in fig. 2. At higher Grashof number, the hydrodynamic system is not stable anymore, and the two dynamo window mode disappear, to collapse in only one (see fig.2). The critical magnetic Reynolds number is increasing with the Grashof (Reynolds) number fig.2, and saturates at very large values of Gr [55] that are far beyond the range examined in this work.

B. Route to the On-Off intermittency

The first examined Grashof number beyond the laminar regime is $Gr = 12.75$ (run II). In this case two stable solutions of the Navier-Stokes co-exist. Depending of the initial starting condition, this hydrodynamic system

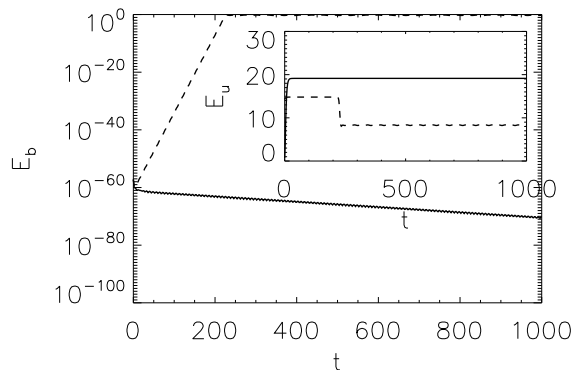


FIG. 3: Kinetic (inset) and magnetic energy for the run with $Gr = 12.75$ and $G_M = 22.32$ for two runs starting with different initial conditions for the velocity field. The first flow (solid line) is attracted to the laminar ABC flow and gives no dynamo the second flow (dashed line) is attracted to a new solution that gives dynamo.

converges into one of the two attractors. The two velocity fields have different critical magnetic Grashof numbers. The first solution is the laminar flow that shares the same dynamo properties with the smaller Grashof number flows. For the second flow however the previous stable window between $G_M \simeq 17.8$ and $G_M = 24.0$ disappears and the critical magnetic Grashof number now becomes $G_{Mc} = 8.50$, resulting in only one instability window. Figure 3 demonstrates the different dynamo properties of the two solutions. The evolution of the kinetic and magnetic energy of two runs is shown with the same parameters Gr, G_M but with different initial conditions for the velocity field. G_M is chosen in the range of the no-dynamo window of the laminar ABC flow.

This choice of Gr although it exhibits interesting behavior does not give on-off intermittency since both hydrodynamic solutions are stable in time. The next examined Grashof number (III), gives a chaotic behavior of the hydrodynamic flow and accordingly a “noisy” exponential growth rate for the magnetic field. The evolution of the kinetic energy and the magnetic energy in the kinematic regime is shown in fig. 4 for a relatively short time interval. The kinetic energy “jumps” between the values of the kinetic energy of the two states that were observed to be stable at smaller Grashof numbers in a chaotic manner. Accordingly the magnetic energy grows or decays depending on the state of the hydrodynamic flow, in a way that very much resembles a biased random walk in the log-linear plane. Thus, this flow is expected to be a good candidate for on-off intermittency that could be modeled by the SDE model equations given in eq.1. However this flow did not result in on-off intermittency for all examined magnetic Grashof numbers, even for the runs that the measured growth rate and amplitude of the noise were found to satisfy the criterion $a/D < 1$ for the existence of on-off intermittency. What is found

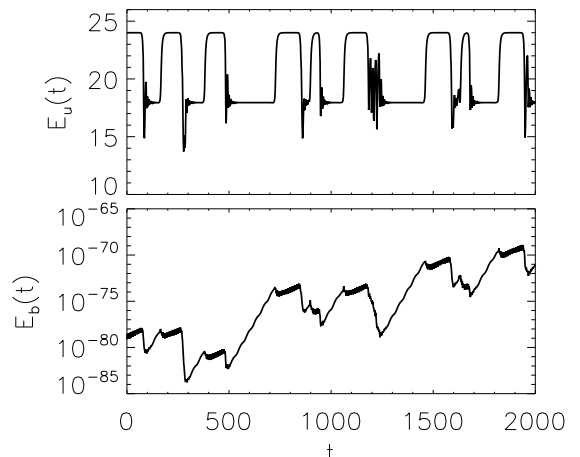


FIG. 4: The evolution of the kinetic (top panel) and magnetic (bottom panel) energy for the run with $Gr = 16.0$ and $G_M = 9.39$.

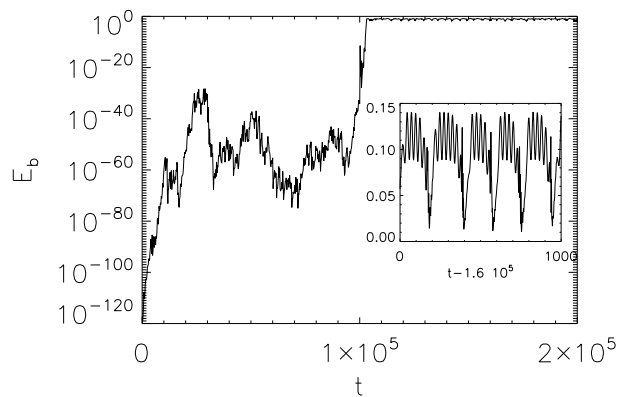


FIG. 5: The evolution of the magnetic energy for the run with $Gr = 16.0$ and $G_M = 9.39$. At the linear stage the logarithm of the magnetic energy grows like a random walk. At the nonlinear stage however the solution is trapped in a stable time periodic solution. The inset shows the evolution of the magnetic energy in the nonlinear stage in a much shorter time interval. The examined run has $a/D = 0.022 < 1$.

instead is that at the linear stage the the magnetic field grows in a “random” way but in the nonlinear stage the solution is “trapped” in a stable periodic solution and remains there throughout the integration time. This behavior is demonstrated in fig. 5 where the evolution of the magnetic energy is shown both in the linear and in the non-linear regime. ‘

An other interesting feature of this flow is that exhibits subcriticality [25]. The periodic solution that the dynamo simulations converged to in the nonlinear stage appears to be stable even for the range of G_M that no dynamo exists. Figure 6 shows the time evolution of two runs with the same parameters Gr, G_M one starting with very small amplitude of the magnetic field and one starting using the output from one of the successful dynamo runs in the nonlinear stage. Although the magnetic energy of the first run decays with time the nonlinear solu-

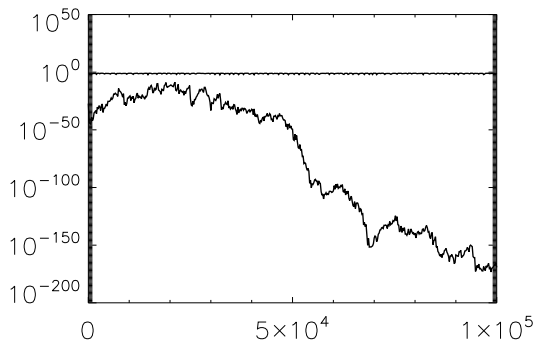


FIG. 6: Subcritical behavior of the ABC dynamo. The evolution of the magnetic energy for two runs with $Gr = 16.0$ and $G_M = 9.30$ starting with small amplitude magnetic field (bottom line) and starting with an amplitude of the magnetic field at the nonlinear stage (top almost straight line).

tion appears to be stable.

The next examined Grashof number $G = 20.66$ (IV) appears to be a transitory state between the previous example and on-off intermittency that is examined in the next section. Figure 7 shows the evolution of the magnetic energy for three different values of $G_M = 20.66, 12.0, 11.6$ for all off which the ratio a/D was measured and was found to be smaller than unity and therefore are expected to give on-off intermittency based on the SDE model. Only the bottom panel however (which corresponds to the value of $G_M = 11.6$ closest to the onset value $G_M = 11.3$) shows on-off intermittency. A singular power law behavior of the pdf of the magnetic energy during the off phases (small E_b) for the last run was observed to be in good agreement with the predictions of the SDE. This is expected since for small E_b the Lorentz force that is responsible for trapping the solution in the nonlinear stage does not play any role.

C. On-off intermittency

All the larger Grashof numbers examined display on-off intermittency and there is no trapping of the solutions in the “on” phase. Figure 8 shows an example of the on-off behavior for $Gr = 25.0$ and three different values of G_M ($G_M = 41.6$ (top panel), $G_M = 35.7$ (middle panel), $G_M = 31.2$ (bottom panel)). As the critical value of G_M is approached the “on” phases of the dynamo (bursts) become more and more rare as the SDE model predicts. Note however that the “on” phases of the dynamo last considerably long. In fact the distribution of the duration of the “on” phase ΔT_{on} is fitted best to a power law distribution rather than an exponential that a random walk model with an upper no-flux boundary would predict, as can be seen in fig. 9.

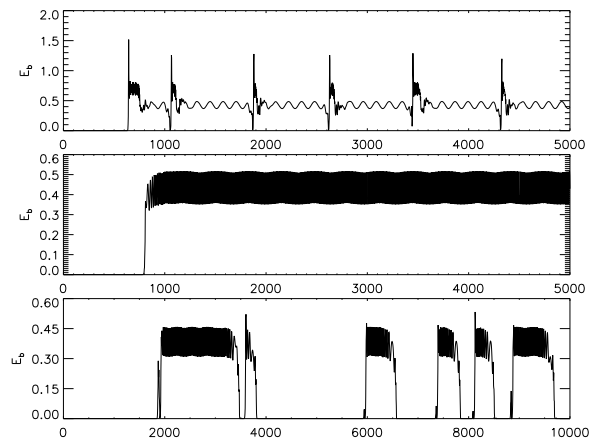


FIG. 7: Evolution of the magnetic energy for $Gr = 20.66$ and $G_M = 20.66$ (top panel), $G_M = 12.0$ (middle panel), $G_M = 11.6$ (bottom panel).

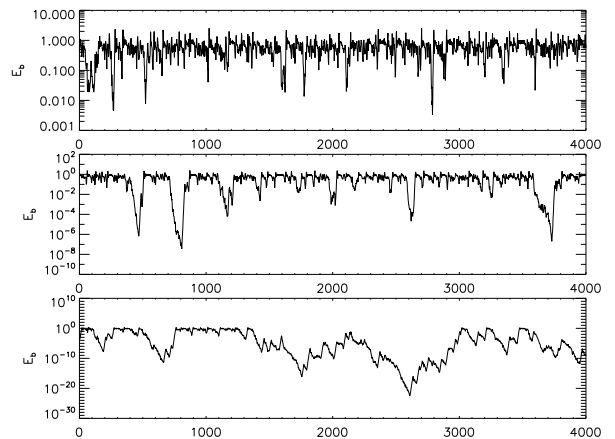


FIG. 8: Evolution of the magnetic energy for $Gr = 20.66$ and $G_M = 20.66$ (top panel), $G_M = 12.0$ (middle panel), $G_M = 11.6$ (bottom panel).

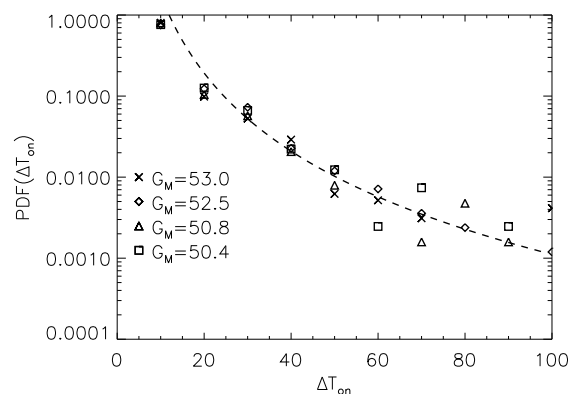


FIG. 9: Distribution of the “on” times for the $Gr = 39.06$ case and three different values of G_M . The fit (dashed line) corresponds to the power-law behavior $\Delta T^{-3.2}$. Here “on” time is considered the time that dynamo has magnetic energy $E_b > 0.2$.

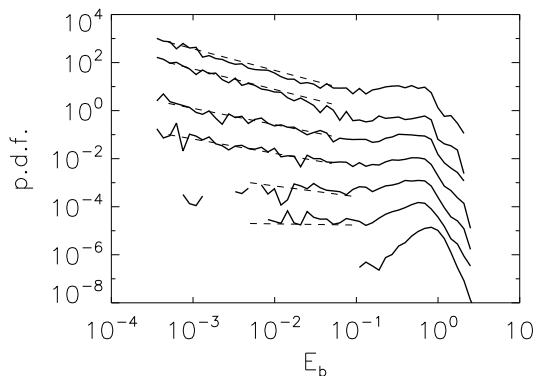


FIG. 10: The probability distribution functions of E_b , for $Gr = 25$ and seven different values of G_M (starting from the top line: $G_M = 31.2$, $G_M = 33.3$, $G_M = 35.7$, $G_M = 38.4$, $G_M = 41.6$, $G_M = 50.0$, $G_M = 83.3$). The last case $G_M = 83.3$ shows no on-off intermittency. The dashed lines show the prediction of the SDE model. The pdfs have not been normalized for reasons of clarity.

The effect of the long duration of the “on” times can also be seen in the pdfs of the magnetic energy. The pdfs for the $Gr = 20.66$ for the examined Gr are shown in figure 10. For values of G_M much larger from the critical value G_{Mc} the pdf of the amplitude of the magnetic field is concentrated at large values $E_b \simeq 1$ producing a peak in the pdf curves. As G_M is decreased approaching G_{Mc} from above a singular behavior of the pdf appears with the pdf having a power law behavior $\sim E_b^{-\gamma}$ for small E_b . The closer the G_M is to the critical value the singularity becomes stronger. The dashed lines show the prediction of the SDE model $\gamma = 1 - a/D$. The fit is very good for small E_b , however the SDE for a supercritical bifurcation fails to reproduce the peak of the pdf at large E_b , that is due to the long duration of the “on” phases.

An other prediction of the SDE model is that all the moments of the magnetic energy $\langle E_b^m \rangle = \int PDF(E_b) E_b^m dE_b$ have a linear scaling with the deviation of G_M from the critical value G_{Mc} provided that the difference $G_M - G_{Mc}$ is sufficiently small. This result is based on the assumption the singular behavior close to $E_b = 0$ gives the dominant contribution to the pdf that is always true provided that the ratio a/D is sufficiently small. However if the system spends long times in the “on” phase the range of validity of the linear scaling of $\langle E_b \rangle$ with $a \sim G_M - G_{Mc}$ is restricted to very small values of the difference $G_M - G_{Mc}$. Figure 11 shows the time averaged magnetic energy $\langle E_b \rangle$ as a function of the relative difference $(G_M - G_{Mc})/G_M$ in a log-log scale. The dependence of $\langle E_b \rangle$ on the deviation of G_M from the critical value appears to approach the linear scaling albeit very slow. The best fit from the six smallest values of G_M shown in the fig.11 gave an exponent of 0.8 (e.g. $\langle E_b \rangle \sim (G_M - G_{Mc})^{0.8}$). The small difference from the linear scaling ($\langle E_b \rangle \sim (G_M - G_{Mc})^1$) is probably because

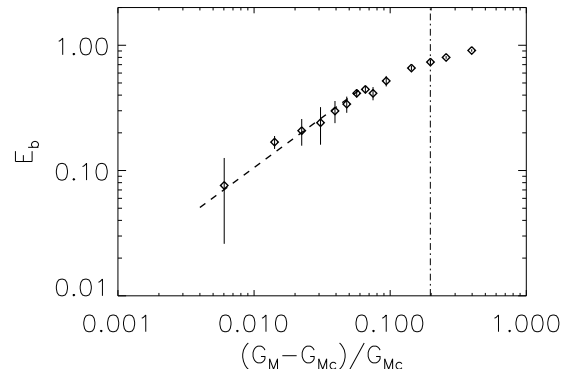


FIG. 11: Averaged magnetic energy as function of the relative deviation from the critical magnetic Grashof number. The dash-dot vertical line indicates the location of $(G_{Mo} - G_{Mc})/G_M$ beyond which On-Off intermittency is no longer present.

not sufficiently small deviations $(G_M - G_{Mc})$ were examined. We note however that there is a strong deviation from the linear scaling for values of G_M close to G_{Mo} .

Of particular interest to the experiments is how the range of intermittency changes as Gr is increased. Typical Gr numbers for the experiments are of the order of $Gr \sim Re^2 \sim 10^{12}$ that is not currently possible to be obtained in numerical simulations. In figure 2 we showed the critical magnetic Grashof number G_{Mc} that dynamo instability is observed and the critical magnetic Grashof number G_{Mo} that the on-off intermittency is present. G_{Mc} was estimated by interpolation between the run with the smallest positive growth rate and the run with the smallest (in absolute value) negative growth rate. The on-off intermittency range was based on the pdfs of the magnetic energy. Runs that the pdf had singular behavior at $E_b \simeq 0$ are considered on-off while runs with smooth behavior at $E_b \simeq 0$ are not considered to show on-off intermittency. The slope of the pdfs (in log-log scale) for small E_b were calculated and the transition point G_{Mo} was determined by interpolation of the two slopes (see for example the bottom two curves in fig. 10). In figure 12 we show the ratio $(G_{Mo} - G_{Mc})/G_{Mc}$ as a function of Gr that expresses the relative range that on-off intermittency is observed. The error-bars correspond to the smallest examined values of G_M that no on-off intermittency was observed (upper error bar) and the largest examined values of G_M that on-off intermittency was observed (lower error bar). The range of on-off intermittency is decreasing as Gr is increased probably reaching an asymptotic value. However to clearly determine the asymptotic behavior of G_{Mo} with Gr would require higher resolutions that the long duration of these runs does not allow us to perform.

IV. DISCUSSION

In this work we have examined how the on-off intermittency behavior of a near criticality dynamo is changed as the kinematic Reynolds is varied, and what is the effect of the Lorentz force in the non-linear stage of the dynamo. The predictions of [30, 31, 32, 33], linear scaling of the averaged magnetic energy with the deviation of the control parameter from its critical value, fractal dimensions of the bursts, distribution of the “off” time intervals, and singular behavior of the pdf of the magnetic energy that were tested numerically in [21, 22] were verified for a larger range of Kinematic Grashof numbers when On-Off intermittency was present. Note however that all these predictions are based on the statistics of the flow in the kinematic stage of the dynamo. However it was found that the Lorentz force can drastically alter the On-Off behavior of the dynamo in the non-linear stage by quenching the noise. For small Grashof numbers the Lorentz force can trap the original chaotic system in the linear regime in to a time periodic state resulting to no On-Off intermittency. At larger Grashof numbers $Gr > 20$ On-Off intermittency was observed but with long durations of the “on” phases that have a power law distribution. These long “on” phases result in a pdf that peaks at finite values of E_b . This peak can be attributed to the presence of a subcritical instability or to the quenching of the hydrodynamic “noise” at the nonlinear stage or possibly a combination of the two. In principle the SDE model (eq.1) can be modified to include these two effects: a non-linear term that allows for a subcritical bifurcation and a E_b dependent amplitude of the noise. There many possibilities to model the quenching of the noise, however the nonlinear behavior might not have a universal behavior and we do not attempt to suggest a specific model.

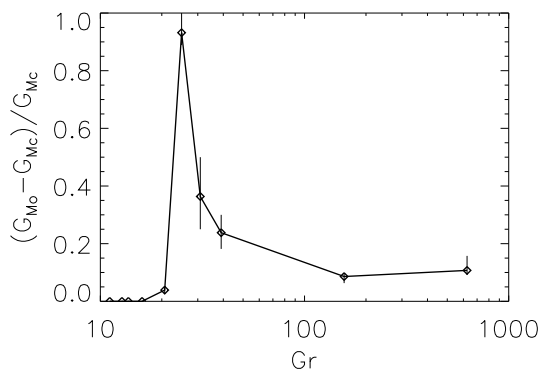


FIG. 12: The ratio $(G_{Mo} - G_{Mc})/G_{Mc}$ as a function of G_r that expresses the relative range that on-off intermittency is observed. Error-bars correspond to the smallest examined values of G_M that no on-off intermittency was observed (upper error bar) and the largest examined values of G_M that on-off intermittency was observed (lower error bar).

The relative range of the On-Off intermittency was found to decrease as the Reynolds number was increased possibly reaching an asymptotic regime. However the limited number of Reynolds numbers examined did not allow us to have a definite prediction for this asymptotic regime. This question is of particular interest to the dynamo experiments [2, 3, 4, 5, 6, 7, 8] that until very recently [26] have not detected On-Off intermittency. There are many reasons that could explain the absence of detectable On-Off intermittency in the experimental setups, like the strong constraints imposed on the flow [4, 5] that do not allow the development of large scale fluctuations or the Earths magnetic field that imposes a lower threshold for the amplitude of the magnetic energy. Numerical investigations at higher resolution and a larger variety of flows or forcing would be useful at this point to obtain a better understanding.

Acknowledgments

We thank F. Pétrélis, J-F Pinton for fruitful discussions. AA acknowledge the financial support from the “bourse Poincaré” of the Observatoire de la Côte d’Azur and the Rotary Club district 1730. YP thank CNRS Dynamo GdR, INSU/PNST, and INSU/PCMI Programs. Computer time was provided by IDRIS, and the Mesocentre SIGAMM machine, hosted by Observatoire de la Cote d’Azur.

-
- [1] H. K. Moffatt, *Magnetic Field Generation in Electrically Conducting Fluids Cambridge University Press, Cambridge, (1978)* ; F. Krause and K.-H. Radler, *Mean-Field Magnetohydrodynamics and Dynamo Theory Pergamon, Oxford, (1980)* ; E. N. Parker, *Cosmical Magnetic Fields Clarendon, Oxford, 1979* .
- [2] A. Gailitis, et al., *Phys. Rev. Lett.* **84**, 4365 (2000).
- [3] A. Gailitis, et al., *Phys. Rev. Lett.* **86**, 3024 (2001).
- [4] A. Gailitis, et al., *Physics of Plasmas* **11** Issue 5, 2838–2843 (2004).
- [5] U. Muller and R. Stieglitz, *Naturwissenschaften* **87**, 381 (2000).
- [6] R. Stieglitz and U. Muller, *Phys. Fluids* **13**, 561 (2001).
- [7] R. Monchaux et al., *Phys. Rev. Lett.* **98**, 044502 (2007).
- [8] M. Berhanu et al., *Europhys. Lett.* **77**, 59001 (2007).
- [9] P. Odier, J.-F. Pinton, S. Fauve *Phys. Rev. E* **58**, 7397–7401 (1998).
- [10] N. L. Peffley, A. B. Cawthorne, and D. P. Lathrop, *Phys. Rev. E* **61** 5287 (2000).
- [11] N. L. Peffley et al *Geoph. J. Int.* **142**, 52–58 (2000).
- [12] P. Frick et al, *Magnetohydrodynamics* **38** No. 1/2, 143–162, (2002).
- [13] M. Bourgoïn et al *Phys. Fluids* **14**, 3046 (2002).
- [14] M. D. Nornberg, E. J. Spence, R. D. Kendrick, C. M. Jacobson, and C. B. Forest, *Phys. Rev. Lett.* **97**, 044503 (2006).
- [15] M. D. Nornberg et al *Phys. Plasmas* **13**, 055901 (2006).
- [16] R. Stepanov, R. Volk, S. Denisov, P. Frick, V. Noskov, and J.-F. Pinton *Phys. Rev. E* **73**, 046310 (2006).
- [17] R. Volk, P. Odier, and J-F Pinton, *Phys. Fluids* **18** 085105 (2006).
- [18] M. Bourgoïn et al *New Journal of Physics* **8**, 329 (2006).
- [19] Y. Pomeau and P. Manneville, *Commun. Math. Phys.* **74**, 1889 (1980).
- [20] N. Platt, E. A. Spiegel and C. Tresser, *Phys. Rev. Lett.* **70** (3), 279–282 (1993).
- [21] D. Sweet, E. Ott, J. M. Finn, T. M. Antonsen, Jr. and D. P. Lathrop *Phys. Rev. E*, **63**, 066211 (2001).
- [22] D. Sweet, E. Ott, T. M. Antonsen, Jr. and D. P. Lathrop, J. M. Finn *Physics of Plasmas* **8**, 1944–1952 (2001).
- [23] A. S. Pikovsky, *Z. Phys. B* **55**, 149 (1984); P.W. Hammer, N. Platt, S.M. Hammel, J.F. Heagy and B.D. Lee *Phys. Rev. Lett.* **73** (8), 1095–1098 (1994). T. John, R. Stannarius and U. Behn, *Phys. Rev. Lett.* **83** (4), 749–752 (1999). D.L. Feng, C.X. Yu, J.L. Xie, W.X. Ding, *Phys. Rev. E* **58** (3), 3678–3685 (1998). F. Rodelsperger, A. Cenys and H. Benner, *Phys. Rev. Lett.* **75** (13), 2594–2597 (1995).
- [24] N. Leprovost, B. Dubrulle, F. Plunian, *Magnetohydrodynamics* **42** 131–142 (2006).
- [25] Y. Ponty, J.-P. Laval , B. Dubrulle, F. Daviaud, J.-F. Pinton *Phys. Rev. Lett.*, under press. arXiv:0707.2498
- [26] VKS Private communication, Les Houches, August 2007.
- [27] H. Fujisaka and T. Yamada, *Prog. Theor. Phys.* **74** (4), 918–921 (1984). H. Fujisaka, H. Ishii, M. Inoue and T. Yamada, *Prog. Theor. Phys.* **76** (6), 1198–1209 (1986).
- [28] E. Ott and J. C. Sommerer, *Phys. Lett. A* **188**, 39 (1994).
- [29] L. Yu, E. Ott, and Q. Chen, *Phys. Rev. Lett.* **65**, 2935 (1990).
- [30] N. Platt, S. M. Hammel, and J. F. Heagy, *Phys. Rev. Lett.* **72**, 3498 (1994).
- [31] J. F. Heagy, N. Platt, and S. M. Hammel, *Phys. Rev. E* **49**, 1140 (1994).
- [32] S. C. Venkataramani, T. M. Antonsen, Jr., E. Ott, and J. C. Sommerer, *Phys. Lett. A* **207**, 173 (1995) .
- [33] S. C. Venkataramani, T. M. Antonsen, Jr., E. Ott, and J. C. Sommerer, *Physica D* **96**, 66 (1996).
- [34] S. Aumaitre, F. Pétrélis, and K. Mallick, *Phys. Rev. Lett.* **95**, 064101 (2005).
- [35] S. Aumaitre, K. Mallick and F. Pétrélis, *Journal of Statistical Physics*, 2006, 123, 909–927 (2006).
- [36] F. Cattaneo, D.W. Hughes and E.J. Kim, *Phys. Rev. Lett.* **76**, 2057–2060 (1996).
- [37] E. Zienicke, H. Politano and A. Pouquet, *Phys. Rev. Lett.* **81**, 4640–4640 (1998).
- [38] N.H. Brummell, F. Cattaneo , S.M. Tobias *Fluid Dynamics Research* **28**, 237–265 (2001).
- [39] V. I. Arnold, *Comptes Rendus Acad. Sci. Paris* **261**, 17 (1965).
- [40] T. Dombre, U. Frisch, J. M. Greene, M. Henon, A. Mehr, and A. Soward, *J. Fluid Mech.* **167**, 353 (1986).
- [41] Galloway, D.J. and Proctor, M.R.E. *Nature* **356**, 691–693 (1992).
- [42] Y. Ponty, A. Pouquet and P.L. Sulem, *Geophys. Astrophys. Fluid Dyn.* **79**, 239–257 (1995).
- [43] V.I. Arnold, and E.I. Korkina, *Vestn. Mosk. Univ. Mat. Mekh.* **3**, 43–46 (1983).
- [44] Galloway, D.J. and Frisch, U., *Geophys. Astrophys. Fluid Dyn.* **36**, 53–83 (1986).
- [45] B. Galanti, P. L. Sulem and A. Pouquet, *Geophys. Astrophys. Fluid Dyn.* **66**, 183–208 (1992).
- [46] V. Archontis, S.B.F. Dorch and A. Nordlund, *Astron. Astrophys.* **397**, 393–399 (2003).
- [47] R. Teyssier, S. Fromang and E Dormy *J. Comp. Dyn.* **218** 44–67 (2006).
- [48] S. Childress and A.D. Gilbert, “Stretch, Twist Fold: The Fast Dynamo”, *Springer-Verlag, New York* (1995).
- [49] H. K. Moffat and M. R. Proctor, *J. Fluid Mech.* **154**, 493 (1985).
- [50] B. J. Bayly and S. Childress, *Geophys. Astrophys. Fluid Dyn.* **44**, 211 (1988).
- [51] J. M. Finn and E. Ott *Phys. Fluids* **31**, 2992 (1988).
- [52] John M. Finn and Edward Ott *Phys. Rev. Lett.* **60**, 760 (1988).
- [53] O.M. Podvigina and A. Pouquet, *Physica D* **75**, 471–508 (1994):
- [54] O.M. Podvigina *Physica D* **128**, 250–272 (1999).
- [55] P. D. Mininni *Physics of Plasmas* **13** (5), 056502 (2006).