



HAL
open science

Mixing of propagules from discrete sources at long distance: comparing a dispersal tail to an exponential

Etienne Klein, Claire Lavigne, Pierre-Henri Gouyon

► **To cite this version:**

Etienne Klein, Claire Lavigne, Pierre-Henri Gouyon. Mixing of propagules from discrete sources at long distance: comparing a dispersal tail to an exponential. *BMC Ecology*, 2006, pp.3. 10.1186/1472-6785-6-3 . hal-00174618

HAL Id: hal-00174618

<https://hal.science/hal-00174618v1>

Submitted on 1 Jan 2025

HAL is a multi-disciplinary open access archive for the deposit and dissemination of scientific research documents, whether they are published or not. The documents may come from teaching and research institutions in France or abroad, or from public or private research centers.

L'archive ouverte pluridisciplinaire **HAL**, est destinée au dépôt et à la diffusion de documents scientifiques de niveau recherche, publiés ou non, émanant des établissements d'enseignement et de recherche français ou étrangers, des laboratoires publics ou privés.



Distributed under a Creative Commons Attribution 4.0 International License

Research article

Open Access

Mixing of propagules from discrete sources at long distance: comparing a dispersal tail to an exponential

Etienne K Klein^{*1}, Claire Lavigne² and Pierre-Henri Gouyon³

Address: ¹Unité de Recherches Forestières Méditerranéennes – Unité de Biométrie, Institut National de la Recherche Agronomique, Domaine St-Paul, Site Agroparc, 84914 Avignon cedex 9, France, ²Unité Plantes et Systèmes de Culture Horticoles, Institut National de la Recherche Agronomique, Domaine St-Paul, Site Agroparc, 84914 Avignon cedex 9, France and ³Muséum National d'Histoire Naturelle, Département de Systématique & Évolution, Botanique, 12 rue Buffon 75005 Paris CP 39, France

Email: Etienne K Klein* - etienne.klein@avignon.inra.fr; Claire Lavigne - claire.lavigne@avignon.inra.fr; Pierre-Henri Gouyon - gouyon@mnhn.fr

* Corresponding author

Published: 20 February 2006

Received: 23 November 2005

BMC Ecology 2006, **6**:3 doi:10.1186/1472-6785-6-3

Accepted: 20 February 2006

This article is available from: <http://www.biomedcentral.com/1472-6785/6/3>

© 2006 Klein et al; licensee BioMed Central Ltd.

This is an Open Access article distributed under the terms of the Creative Commons Attribution License (<http://creativecommons.org/licenses/by/2.0>), which permits unrestricted use, distribution, and reproduction in any medium, provided the original work is properly cited.

Abstract

Background: Rare long distance dispersal events impact the demography and the genetic structure of populations. When dispersal is modelled via a dispersal kernel, one possible characterisation of long-distance dispersal is given by the shape of the tail of the kernel, i.e. its type of decay. This characteristic is known to directly act on the speed and pattern of colonization, and on the spatial structure of genetic diversity during colonization. In particular, colonization waves behave differently depending on whether the kernel decreases faster or slower than an exponential (i.e. is thin-tailed vs. fat-tailed). To interpret and extend published results on the impact of long-distance dispersal on the genetic structure of populations, we examine a classification of dispersal kernels based on the shape of their tails and formally demonstrate qualitative differences among them that can influence the predicted diversity of a propagule pool sampled far from two distinct sources.

Results: We show that a fat-tailed kernel leads asymptotically to a diverse propagule pool containing a balanced mixing of the propagules from the two sources, whereas a thin-tailed kernel results in all propagules originating from the closest source. We further show that these results hold for biologically relevant distances under certain circumstances, and in particular if the number of propagules is large enough, as would be the case for pollen or seeds.

Conclusion: To understand the impact of long-distance dispersal on the structure and dynamics of a metapopulation, it might be less important to precisely estimate an average dispersal distance than to determine if the tail of the dispersal kernel is fatter or thinner than that of an exponential function. Depending solely on this characteristic, a metapopulation will behave similarly to an island model with a diverse immigrant pool or to a stepping-stone model with migrants from closest populations. Our results further help to understand why thin-tailed dispersal kernels lead to a colonization wave of constant speed, whereas fat-tailed dispersal kernels lead to a wave of increasing speed. Our results also suggest that the diversity of the pollen cloud of a mother plant should increase with increasing isolation for fat-tailed kernels, whereas it should decrease for thin-tailed kernels.

Background

In plant species, the patterns of gene flow by way of seed and pollen dispersal determines the demographic behaviour of populations, the spatial distribution of neutral and selected genetic diversities, and their evolution. Long-distance dispersal (LDD) is an important characteristic of dispersal events affecting population ecology, species distribution, evolution, and conservation [1-4]. It can be quantified by the proportion of the dispersers present farther than a specified threshold or by a distance beyond which only a small fraction of dispersers are found, e.g. 1% [4]. An alternative formulation of LDD concerns the shape of the tail of the dispersal kernel. This characteristic is known to play a major role in the speed of colonization [5-7], spatial pattern during colonization [8] and genetic structure after spatial expansion [9]. Because of its major role, much effort is put in characterizing this shape of the dispersal tail, both through a better understanding of dispersal mechanisms (mechanistic models, see e.g. [3]) and through better empirical descriptions of observed patterns (empirical models, see e.g. [10,11]). Dispersal kernels are themselves subject to evolution and LDD should generally be selected for under simple assumptions [12,13].

There exists a large 'set of possibilities' when considering dispersal kernels. When addressing long-distance dispersal, it is common to distinguish leptokurtic (kurtosis of the distribution higher than that of a Gaussian with the same variance) versus platykurtic kernels (e.g. [9]). However, as we will show below, kurtosis is a property of the entire distribution and is an insufficient characterisation of the tail for the purpose of predicting long-distance dispersal. When dealing only with the shape of the tail, a first distinction made is whether the functions are exponentially bounded or not. Functions not exponentially bounded [7] are also named fat-tailed kernels [6]. They can be contrasted with thin-tailed kernels that decrease faster than an exponential function, with an intermediate behaviour for the exponential-like kernels (those that have the same behaviour as the exponential function in $\pm \infty$). Another way of classifying the tails of dispersal kernels is to distinguish whether they are regularly varying or rapidly varying [14]. Roughly speaking (Additional file 1 for a precise definition), power-law decreases, also named algebraic tails, are regularly varying [11] whereas all types of exponential decreases (including exponential-power functions for instance) are rapidly varying.

The way the tail of the dispersal kernel and the number and positions of individuals emitting propagules interact to determine the number of propagules arriving at a long distance is well formalized and documented because it plays a major role in determining the colonization speed (e.g. [5]). The effect of this interaction on the genetic diversity of distant propagule pools and the consequences

for the structure of genetic diversity has only been approached through simulations (e.g. [9,15-17]). We investigate here the relative contributions of sources at different distances to the pool of propagules by asking an apparently simple question: at long distance from two iso-

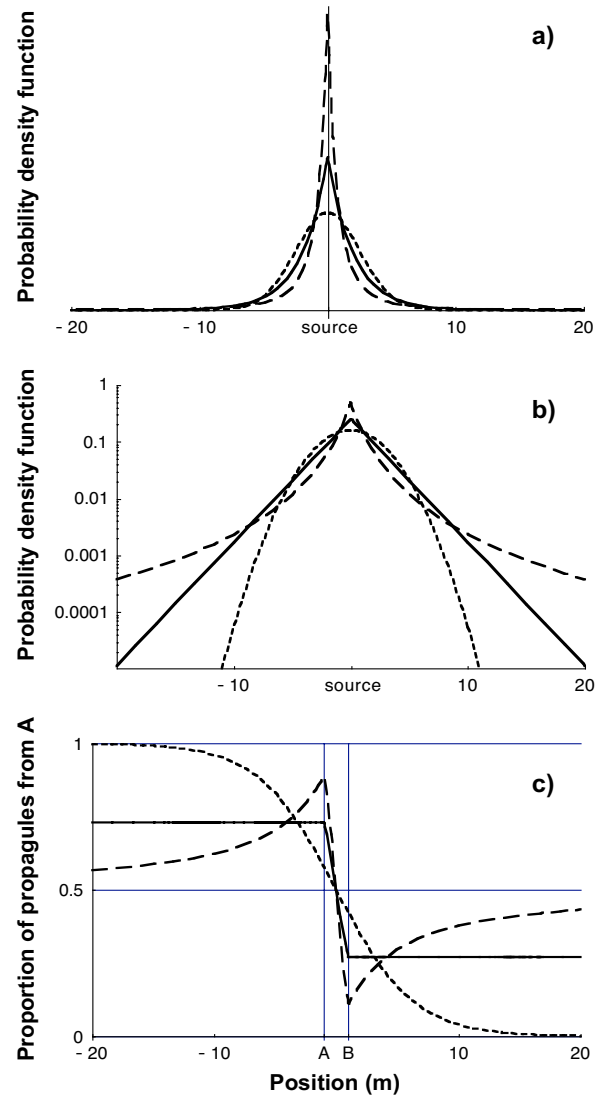


Figure 1
I-D dispersal kernels and proportion π_A of propagules from source A . (a) Plot of the three dispersal kernels used (hatched line, Gaussian kernel; solid line, exponential kernel; long-hatched line, power-law kernel with $a = 3$). All three have the same mean distance travelled, equal to 2 m (parameter α equals respectively 3.44, 2 and 2). (b) Log-plot of the three dispersal kernels (c) Proportion of propagules from source A as a function of position x between -20 m and 20 m for the three dispersal kernels. The distance between the two sources A and B is 2 m, equal to the mean dispersal distance.

lated propagule sources, does one source dominate in the propagule pool or is there an approximately even mixture of propagules from both sources?

We show that, asymptotically, the answer depends critically on whether the dispersal kernel is fat-tailed or not. Fat-tailed kernels lead to a balanced mixing of the propagules from the two sources, and thus to a diverse propagule pool. Contrarily, thin-tailed kernels result in a propagule pool of low diversity, with nearly all propagules originating from the closest source. We further show that this asymptotic property is valid for biologically relevant distances and numbers of propagules.

Results and discussion

Asymptotic results

1-dimension

When considering the proportion of propagules originating from each of two sources A and B, in the propagule shadow at point x , $\pi_A(x)$ and $\pi_B(x)$, we showed that there is a qualitative difference depending upon the weight of the tail of the dispersal kernel (Methods and Figure 1; In the Additional file 1, we also provide a formal proof general to all families of kernels). Indeed, when going from x_B to $+\infty$, the proportion of propagules from A (the farthest source) tends toward:

- 0 for a thin-tailed kernel
- a value π_{lim} strictly between 0 and 1/2 for an exponential dispersal kernel
- 1/2 for a fat-tailed kernel.

This means that at long distances the propagules from the two sources are well mixed with a ratio approximating 1:1 only if the dispersal kernel is fat-tailed. On the other hand, if the dispersal kernel has a thinner tail than the exponential the fast majority of propagules received originate from the closer source and almost all those originating from the source located farther are absent in the propagule shadow. The exponential kernel thus appears as a critical point where the composition of the propagule shadow changes qualitatively.

Moreover, for the particular kernels that we studied, we show that the variations in proportions of propagules from A are monotonic between x_B and $+\infty$ with (i) a decrease towards 0 for thin-tailed exponential power kernels, (ii) a constant value for an exponential kernel and (iii) an increase towards 1/2 for fat-tailed exponential power kernels and power-law kernels (Methods and Figure 1). This is unfortunately not the rule for all dispersal kernels suggested. For example, the commonly applied 2Dt model (Table 1 and [18]) or the mixture of two Gaus-

sian (Table 1 and [19]) lead to a function $\pi_A(x)$ tending to the correct asymptotic value (resp. 1/2 and 0) but in non-monotonic ways (Fig. 2). The π_A predicted with the fat-tailed 2Dt model decreases before increasing towards 1/2 and that predicted with the thin-tailed mixture of two Gaussian models increases before decreasing to 0.

2-dimensions

The 1-dimension results are strictly transposable to the 2-dimension problem (Methods), except that the differences in the patterns of mixing are even more striking (Figure 3). When going away from the two sources along a transect, the proportion of propagules from A:

- tends either towards 0 or 1 depending on the direction followed if the kernel is thin-tailed
- tends towards values strictly between 0 and 1, depending on the direction followed, if the kernel is exponential
- tends towards 1/2 independently of the direction followed if the kernel is fat-tailed.

Here again, at long-distances from the two sources, the closest source is the only one that contributes significantly to the propagule shadow for a thin-tailed kernel, whereas both sources evenly contribute for a fat-tailed kernel. The exponential kernel is a critical point between these two behaviours. However, notice that on the line of equidistance between A and B the proportion of propagules from A is logically 1/2, whatever the kernel, and whatever the distance to the sources.

Finite distances

Effect of the range of distances

The asymptotic results presented above are true whatever the distance between the two sources and the mean dispersal distance but only at an infinite distance from the sources. The distances at which this asymptotic behaviour is a good approximation depend on the distance between the sources relative to the mean dispersal distance. The limit value for the exponential kernel, which is between 0 and 1/2, also depends on these two measures.

When the distance between the two sources is large with regard to the mean distance travelled (that is when $(x_B - x_A)/\delta$ is large), the exponential model tends to behave as a thin-tailed kernel (Figure 4, top, hatched lines). Both lead to a negligible proportion of propagules from A in the propagule shadow at the right of source B. For fat-tailed kernels this proportion remains close to 0 in the vicinity of B, but increases as expected to 1/2 farther from B.

When the distance between the two sources is small with regard to the mean distance travelled (that is when $(x_B -$

Table 1: Six families of 1-dimensional dispersal kernels used in this study, together with their characteristics. The mean distance

travelled is obtained from $\delta = \int_{-\infty}^{+\infty} |x|\gamma(x)dx$. **Expression $\Gamma()$ stands for the Gamma function.**

Kernel families	Expression	Parameters values	Weight of the tail	Mean distance travelled, δ
Exponential	$\gamma_1(x) = \frac{1}{2\alpha} \exp\left(-\left \frac{x}{\alpha}\right \right)$	$\alpha > 0$	Rapidly varying Exponential	α
Gaussian	$\gamma_2(x) = \frac{1}{\sqrt{\pi}\alpha} \exp\left(-\frac{x^2}{\alpha^2}\right)$	$\alpha > 0$	Rapidly varying Thin-tailed	$\frac{\alpha}{\sqrt{\pi}}$
Power-law	$\gamma_3(x) = \frac{a-1}{2\alpha} \left(1 + \left \frac{x}{\alpha}\right \right)^{-a}$	$\alpha > 0$ $a > 1$	Regularly varying Fat-tailed	$\frac{\alpha}{a-2}$
Exponential power	$\gamma_4(x) = \frac{c}{2\alpha\Gamma(1/c)} \exp\left(-\left \frac{x}{\alpha}\right ^c\right)$	$\alpha, c > 0$	Rapidly varying Thin-tailed for $c > 1$ Fat-tailed for $c < 1$ Exponential for $c = 1$	$\alpha \frac{\Gamma(2/c)}{\Gamma(1/c)}$
2Dt	$\gamma_5(x) = \frac{\Gamma(a)}{\alpha\sqrt{\pi}\Gamma\left(a - \frac{1}{2}\right)} \left(1 + \frac{x^2}{\alpha^2}\right)^{-a}$	$\alpha > 0$ $a > 1/2$	Regularly varying Fat-tailed	$\frac{\alpha}{\sqrt{\pi}(a-1)} \frac{\Gamma(a)}{\Gamma\left(a - \frac{1}{2}\right)}$
Mixture of two Gaussians	$\gamma_6(x) = p \left(\frac{1}{\sqrt{\pi}\alpha_1} e^{-x^2/\alpha_1^2}\right) + (1-p) \left(\frac{1}{\sqrt{\pi}\alpha_2} e^{-x^2/\alpha_2^2}\right)$	$\alpha_1 \neq \alpha_2$ $p > 0$	Rapidly varying Thin-tailed (but leptokurtic)	$p \frac{\alpha_1}{\sqrt{\pi}} + (1-p) \frac{\alpha_2}{\sqrt{\pi}}$

$x_A)/\delta$ is small), the three models tend to behave similarly (Figure 4, top, black lines): the exponential model remains equal to a value close to 1/2, the fat-tailed models increase to 1/2 but starting from a high value at point x_B (thus the increase is weak) and the thin-tailed models decrease to 0 very slowly.

Range of distances actually travelled in natural conditions

Among a given amount of propagules emitted (R), the one that travels the longest distance is known as the furthest forward propagule (FFP). It is of particular importance during a colonisation since its position will define the extent of the population at the next generation. The position of the FFP also indicates the range of distances to consider when evaluating the biological relevance of the asymptotic results given above. As already known [5], the position of this FFP largely depends on the amount of propagules emitted (R). This is particularly true for fat-tailed dispersal kernels (Figure 4, bottom).

For the exponential kernel, the proportion of propagules from A in the propagule shadow does not depend on posi-

tion. Thus, whatever the number of propagules emitted, the level of mixing of propagules only depends on the distances between the sources (relative to the mean distance travelled).

For a thin-tailed kernel the position of the FFP from B shows a weaker dependence to the number of propagules emitted. For the Gaussian we have used the asymptotic behaviour of the propagule shadow (absence of propagules from A) is (i) always reached for far sources, (ii) only reached for large number of propagules emitted (above 10^3) if the distance between the sources equals the mean dispersal distance and (iii) never reached for nearby sources (Figure 4).

For the power-law kernel we have used, the position of the FFP from B shows huge variations depending on R . The asymptotic behaviour of the propagule shadow (one half of the propagules coming from A) is (i) almost always true for close sources, (ii) reached for large number of propagules emitted (above 10^3) if the distance between the sources equals the mean dispersal distance, and (iii) still

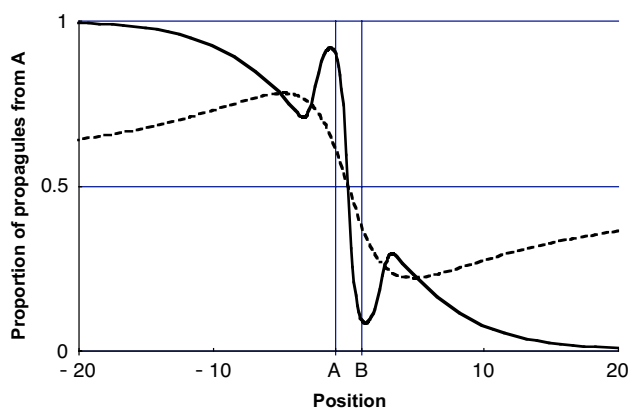


Figure 2
Proportion π_A of propagules from source A. Proportion of propagules from source A as a function of position x between -20 m and 20 m for two dispersal kernels: *hatched line*, 1-dimensional $2Dt$ with $a = 3$ and $\alpha = 4.7$; *solid line*, mixture of two Gaussians with $p = 2/3$, $\alpha_1 = 1$ and $\alpha_2 = 4$. The mean distance travelled is the same for both kernels and equals 2 m.

observable for far sources if the number of propagules is very large (10^6).

Between the sources

The absence of mixing of the propagules from the two sources, observed at long distances for a thin-tailed kernel, can also be seen in the region between the two sources when the distance between the sources is large with regard to the mean distance travelled (high values of the ratio $(x_B - x_A) / \delta$). In particular, the Gaussian model rapidly leads to π_A being a binary function equal to 1 if the closer source is A and 0 elsewhere (Figure 5). This means that a point x receives almost only propagules from the closer source. Contrarily, fat-tailed kernels lead to functions π_A with a smoother decline of π_A between x_A and x_B , thus providing a range of positions (around the origin in Figure 5) where the propagule shadow is diverse.

Conclusion

Our results contradict a very intuitive idea. One would expect that the propagule shadow received at long distance from two close and distinct sources should be similar to that received from one source emitting half of each propagule type. However, we show that this is only the case if propagules are dispersed following a fat-tailed dispersal kernel: at long distances, a mixing of the propagules from the two sources happens with a ratio 1:1 of propagules from each source. On the other hand, in species with thin-tailed dispersal kernels all the propagules collected far from the sources originate from the closest source, independently of the distance between the

sources. Propagules from the farther source are absent in the propagule shadow.

This property has several implications in terms of the dynamics of the genetic diversity over a landscape with several distinct propagule sources. The genetic composition of the propagule pool will qualitatively depend on the type of dispersal kernel. In general, pools are expected to be diverse and little differentiated with fat-tailed dispersal kernels, where all the sources contribute significantly to the pool. The opposite is expected with thin-tailed kernels, where only the closest source has a significant contribution to each pool. In a metapopulation context, our result suggests that a metapopulation will follow an island model or gene pool model [20,21] with fat-tailed kernels, whereas thin-tailed dispersal kernels lead to stepping-stone or one-donor models [20].

Our results further help us to understand why thin-tailed dispersal kernels lead to a colonization wave of constant speed, whereas fat-tailed dispersal kernels lead to a wave of increasing speed [5,22,23]. With thin-tailed dispersal kernels the only individuals/sources that contribute to the advance of the front of the wave are those already located on the front; and the number of these individuals/sources remains constant. On the contrary, with fat-tailed dispersal kernels, all the individuals/sources in the population contribute to the colonization events. Thus, as the population grows so does the number of long distance dispersal events as well as the longest distance travelled. The speed of advance of the wave thus increases. Investigating the position of the parent of the furthest forward propagule could help to confirm this idea. The consequences of our analysis are less clear concerning the genetic structure during colonization. Fat-tailed kernels lead to long-distance dispersers founding very isolated satellite populations, with large founder effects (e.g. [24]). Our results indicate that all the individuals of the population are putative parents of these long-distance dispersers. Thus concerning the global genetic structure we expect a high spatial differentiation, but with no general isolation by distance pattern, a same genotype being present in very distant positions. For thin-tailed kernels, no long-distance founding events are expected, and only the few individuals in the front of the colonization contribute to the next settlers (which is a typical property of the diffusion models, obtained from Gaussian kernels [8]). This could imply a progressive loss of diversity during the advance of the front, leading to weaker differentiation [15] and an isolation by distance pattern. This thin-tailed scenario is particularly well illustrated by [25] who show that a new variant appearing on the front of a colonization either stays where it appeared or moves with the colonization front but in both cases variant individuals remain clustered. Remark finally that the significance of the foundation events in

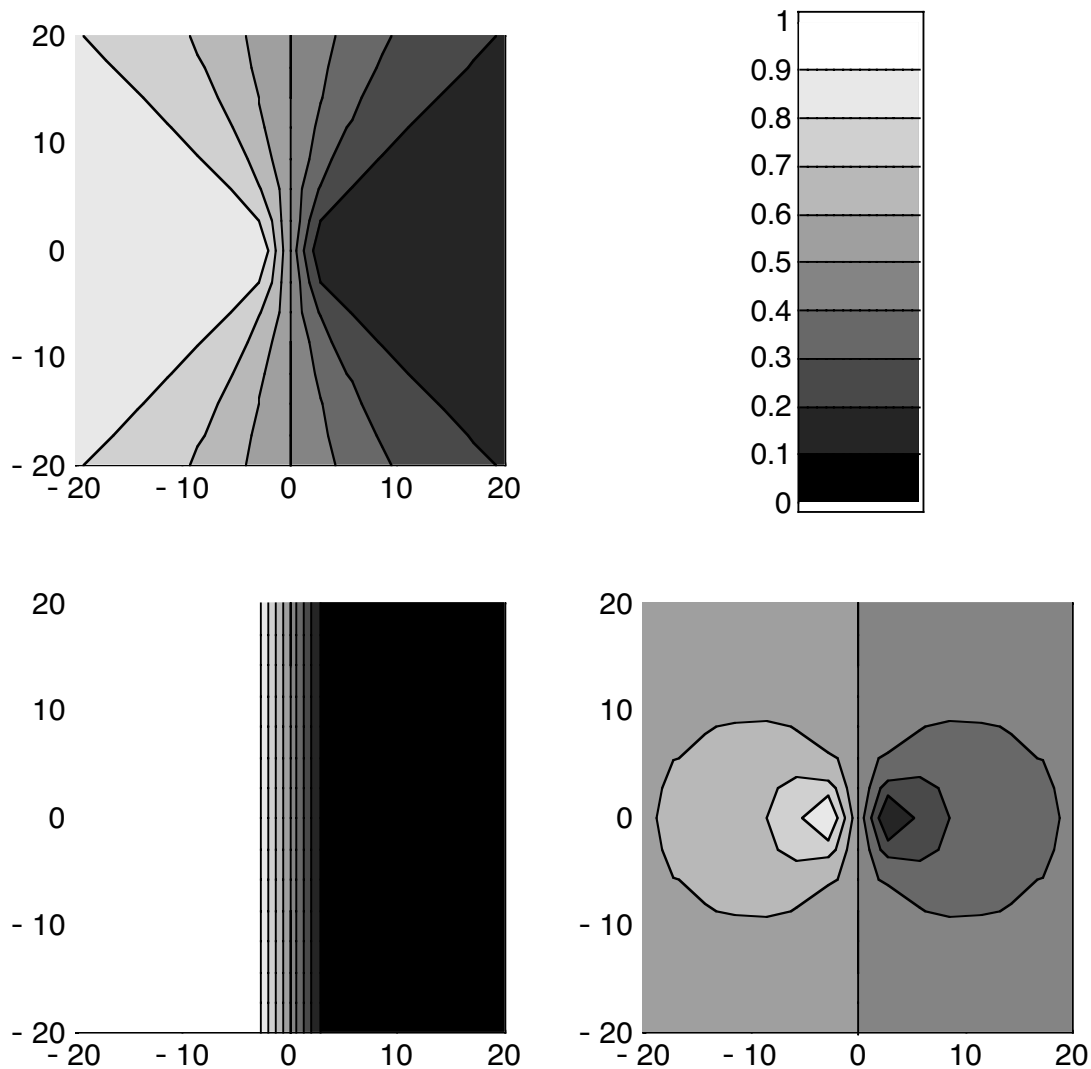


Figure 3
Proportion π_A of propagules from source A in a 2-D space. Proportion of propagules from source A as a function of position (x, y) in a 2-dimensional space for three dispersal kernels: *top*, exponential kernel; *bottom left*, Gaussian kernel; *bottom right*, power-law kernel with $\alpha = 4$. The mean distance travelled is the same for the three kernels and equals 2 m (parameter α equals respectively 2.26, 1 and 1). The sources A and B are located in $(-1,0)$ and $(1,0)$. The lighter greys stand for larger proportions of propagules from A, such as indicated by the colorbar.

reducing diversity, particularly for fat-tailed kernels, could be decreased if the further propagules are more clumped than modelled usually. This is indeed a pattern observed in some experiments (e.g. [26]). It though depends on whether the clumped propagules originate from the same source or not.

Obviously, no dispersal kernel will extend forever *stricto sensu* but this does not discredit asymptotic results, as

illustrated in many scientific domains. Yet, the validity of the asymptotic results should be checked for ecologically relevant dispersal distances, which we investigated here by considering the position of the further forward propagule. We show here that, in practice, the difference between thin and fat-tailed kernels depends on the interactions among (i) the distance between sources, (ii) the mean dispersal distance or any scale parameter of the dispersal kernel (actually, the ratio of distance between sources to the

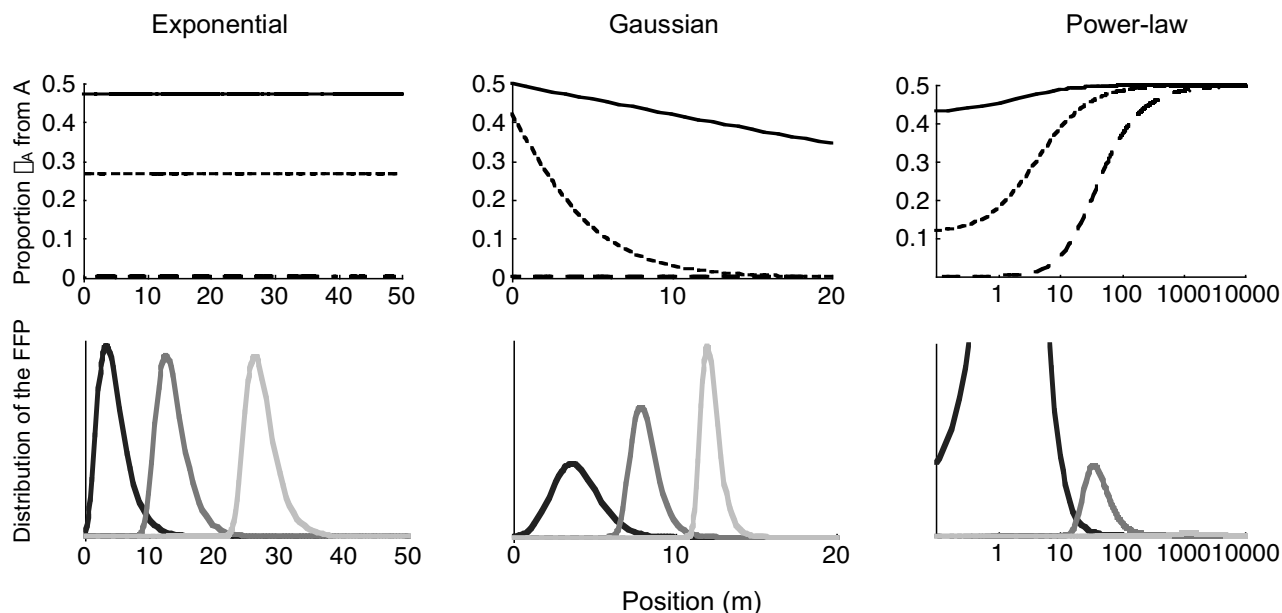


Figure 4
Proportion π_A of propagules from source A and position of the FFP from B. Mixing of propagules as a function of distances to the sources and distances actually travelled by the propagules. For three dispersal kernels (*left*, exponential kernel; *centre*, Gaussian kernel; *right*, power-law kernel with $a = 3$; all having a mean dispersal distance equal to 2 m) we have plotted the proportions of propagules from A as a function of position x (*Top*) and the distribution of the further forward propagule from B (*Bottom*). For each kernel, the bottom figure informs on the range of distances where the FFP is expected (for three different amounts of propagules), and thus where the proportion of propagules from A should be read with particular interest on the corresponding top figure. In the top figures, three designs are represented with distance between the sources A and B equal to: *solid line*, 0.2 m; *hatched line*, 2 m; *long-hatched line*, 20 m (the source B is always in 0, and A is located consequently). In the bottom figures, three intensities for the sources A and B have been considered with the amount of propagules emitted R equal to: *light gray*, 10^6 ; *gray*, 10^3 ; *black*, 10. For the different kernels, the x-axis scale has been adapted to include the distances actually travelled by propagules, and thus a log-scale has been used for the power-law kernel. When R equals 10, 10^3 and 10^6 the FFP from B is around 5, 15 and 30 m for the exponential, around 4, 8 and 12 m for the Gaussian, and around 1, 30 and 1000 m for the power-law. Thus, for instance, with the power-law kernel the FFP mostly stays within the first 50 m when $R = 10$ (bottom right, black) where the asymptotic property is only valid for two close sources (top right, solid line). At the opposite, when $R = 10^6$, the FFP is likely to travel 1000 m (bottom right, light gray), where the asymptotic is reached whatever the distance between sources (top right, long-hatched line).

mean dispersal distance gathers i and ii) and (iii) the number of propagules emitted by the sources. For instance, when sources are very close, the absence of mixture for thin-tailed kernels is only effective at very long distances, whereas it is effective at realistic distances when sources are distant enough. Since the position of the furthest forward propagule increases with the number of propagules dispersed, these realistic distances are more likely to be reached for larger numbers of propagules.

Pollen dispersal is a typical case where large numbers of propagules are dispersed. Our results show that the out-crossing part of the pollen pool of isolated plants will be diverse only if the dispersal kernel is fat-tailed. At the

opposite, the contribution of the closest pollen donors will be largely dominant if the kernel is thin-tailed. It thus seems that a correct estimation of the shape of dispersal kernels is even more crucial for pollen than for seed dispersal if we wish to predict the impact of population fragmentation or low density on the maintenance and spatial structure of genetic diversity. Empirical studies that compare thin and fat-tailed kernels estimated with a variety of methods tend to find that pollen dispersal kernels are fat-tailed in tree species [27-29] as well as in grasses and forbs ([30] using paternity analysis; [31] for a review on crops, [32,33] using phenotypic markers). Interestingly, as expected from our results, if pollen dispersal kernels are generally fat-tailed, reasonable low densities or levels of

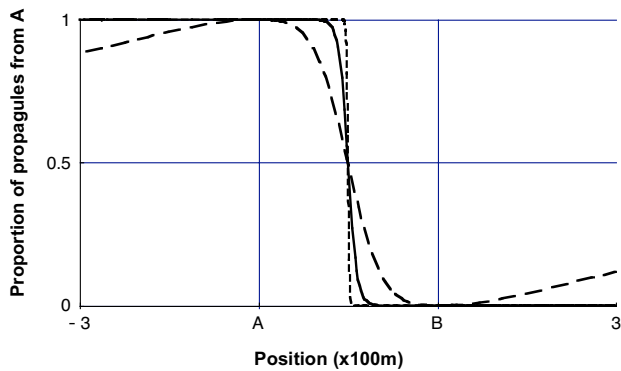


Figure 5
Proportion of propagules from source A between the sources. Proportion of propagules from source A as a function of position x between -300 m and 300 m for three dispersal kernels: *hatched line*, Gaussian kernel; *solid line*, exponential kernel; *long-hatched line*, power-law kernel with $\alpha = 3$. The mean distance travelled is the same for the three kernels and equals 10 m (parameter α equals respectively 17.7, 10 and 10).

isolation tend to promote diversity of pollen clouds, as estimated by an efficient number of fathers in tree species ([34] for a review) or correlated paternity within sibships [35]. Diverse pollen clouds were observed, for example, over isolated or low density individuals of *Prunus mahaleb* L. [36], *Pinus sylvestris* [35] or *Sorbus torminalis* (Oddou-Muratorio *et al.* submitted). Similar results were obtained on male-sterile plants of oilseed-rape [17]. Among these species, the last three had been shown to disperse pollen following fat-tailed dispersal kernels [17,27,33,37]. Empirical results showing a diversity of pollen pools over reasonably isolated individuals thus tend to indicate that pollen dispersal kernels are generally fat-tailed. A thorough investigation of the impact of the number and spatial arrangement of sources on the results presented in this study would be necessary before drawing definite conclusions.

Methods

1-dimensional asymptotic results

Let us consider two sources of propagules A and B (seeds, pollen or spores), located in a 1-dimensional space at positions x_A and $x_B > x_A$. Those two sources are assumed to emit the same quantity of propagules and to disperse them around themselves following the same kernel $\gamma(x)$. The proportion of propagules from A received at point x is independent of the total number of propagules emitted by each source. This can be written

$$\pi_A(x) = \frac{\gamma(x - x_A)}{\gamma(x - x_A) + \gamma(x - x_B)} = \frac{1}{1 + \rho_B(x)},$$

where $\rho_B(x) = \frac{\gamma(x - x_B)}{\gamma(x - x_A)}$ is the ratio of the number of propagules from B over the number of propagules from A. If ρ_B tends to 0, π_A tends to 1, if ρ_B tends to 1, π_A tends to 1/2 and if ρ_B tends to $+\infty$, π_A tends to 0. We shall now calculate this ratio for three different types of dispersal kernels (Table 1) chosen because (i) they are the most commonly used in the literature, (ii) they are the simplest parametric families for dispersal kernels and (iii) they can be associated through sums and products to encompass almost all models of dispersal kernels (detailed below).

Exponential kernels

For the exponential kernels, the ratio of propagules from source B over propagules from source A has the following form between x_B and $+\infty$:

$$\rho_B(x) = e^{(x_B - x_A)/\alpha} > 1.$$

This means that ρ_B and π_A do not depend on x for $x > x_B$ and that π_A takes a constant value between 0 and 0.5.

Power-law kernels

For power-law kernels, the ratio of propagules from source B over propagules from source A between x_B and $+\infty$ equals:

$$\rho_B(x) = \left(\frac{1 + \frac{x - x_B}{\alpha}}{1 + \frac{x - x_A}{\alpha}} \right)^{-\alpha} > 1.$$

When x tends to $+\infty$, ρ_B tends to 1, and thus π_A tends to 1/2. A second property is that ρ_B decreases for $x > x_B$ (this can

be checked by writing it in the classical form $\left(\frac{x - \xi}{x - \zeta} \right)^a$

with $\xi < \zeta < 0$), and consequently, π_A increases for $x > x_B$.

Exponential power kernels

In the case of a kernel from the exponential power family, (including the Gaussian kernels), the ratio of propagules from source B over propagules from source A when $x > x_B$ is given by

$$\rho_B(x) = \exp \left(\left(\frac{x - x_A}{\alpha} \right)^c - \left(\frac{x - x_B}{\alpha} \right)^c \right),$$

and this function can be written as

$$\rho_B(x) = \exp\left(\frac{x^c}{\alpha^c} \left(c \frac{x_B - x_A}{x} + o(x^{-1}) \right)\right),$$

where $o(x^{-1})$ is any function tending to 0 strictly faster than x^{-1} in $+\infty$. So, in $+\infty$,

$$\rho_B(x) \sim \exp\left(\left(x_B - x_A\right) \frac{x^{c-1}}{\alpha^c}\right).$$

Thus, ρ_B tends to $+\infty$ if $c > 1$ and to 1 if $c < 1$. Consequently, π_A tends to 0 if $c > 1$ and tends to 1/2 if $c < 1$. The particular case $c = 1$, corresponding to the exponential kernels leads to the same result as above, i.e. a limit strictly between 0 and 1/2.

Moreover, for $x > x_B$, the derivative of ρ_B is

$$\rho_B'(x) = \frac{c}{\alpha} \left(\left(\frac{x - x_A}{\alpha}\right)^{c-1} - \left(\frac{x - x_B}{\alpha}\right)^{c-1} \right) \rho_B(x),$$

which is positive when $c > 1$ and negative when $c < 1$. Consequently, for $c > 1$, ρ_B increases towards $+\infty$ when x increases if $x > x_B$ and π_A thus decreases towards 0. When $c < 1$, ρ_B decreases towards 1 when x increases if $x > x_B$ and π_A thus increases towards 1/2.

Rules for compounds of simple functions

If a kernel $\gamma(x)$ can be written as the weighted sum of two simpler functions, $\gamma(x) = w_1 g_1(x) + w_2 g_2(x)$, where g_2 has a

heavier tail than g_1 (i.e. $\frac{g_2(x)}{g_1(x)} \rightarrow \infty$ when x tends to ∞)

then the ratio of propagules from source B tends to the same value as that obtained for the function g_2 when x tends to ∞ .

This can be seen from the ratio

$$\rho_B(x) = \frac{\gamma(x - x_B)}{\gamma(x - x_A)} = \frac{w_1 g_1(x - x_B) + w_2 g_2(x - x_B)}{w_1 g_1(x - x_A) + w_2 g_2(x - x_A)}, \quad \text{in}$$

which the first terms of both the numerator and the denominator will be negligible in regards to the second terms when x tends to ∞ .

If a kernel $\gamma(x)$ can be written as the product of two simpler functions, $\gamma(x) = g_1(x) \times g_2(x)$, where g_2 has a heavier

tail than g_1 (i.e. $\frac{g_2(x)}{g_1(x)} \rightarrow \infty$ when x tends to ∞), then the

ratio of propagules from source B behaves, when x tends to ∞ , as that obtained for the function g_1 .

Indeed the ratio ρ_B can be written as a product of two ratios:

$$\rho_B(x) = \frac{\gamma(x - x_B)}{\gamma(x - x_A)} = \frac{g_1(x - x_B)}{g_1(x - x_A)} \times \frac{g_2(x - x_B)}{g_2(x - x_A)}.$$

If the first ratio tends to ∞ , then ρ_B tends to $+\infty$, whatever the limit of the second ratio (because this second ratio is larger than 1). If the first ratio tends to 1, so does the second ratio since g_2 has a heavier tail than g_1 and thus ρ_B tends to 1. If the first ratio tends to a limit strictly over 1, then the second ratio tends either to 1 or to a limit strictly over 1 and in both cases, ρ_B tends to a limit strictly over 1.

2-dimensional asymptotic results

The analyses can readily be extended to the two-dimensional case by considering two point sources of propagules A and B, located at positions $(x_A, 0)$ and $(x_B, 0)$ with $x_A = -x_B$. Those two sources are assumed to emit the same number of propagules and to disperse them around themselves following the same 2-dimensional kernel $\gamma(x, y)$. We consider only isotropic kernels, that is kernels satisfying

$$\gamma(x, y) = \gamma_r \left(\sqrt{x^2 + y^2} \right).$$

Each point (x, y) where we calculate the proportion of propagules coming from source A can be expressed in polar coordinates by a distance r and an angle θ . Its distance to point B is then given by

$$r' = \sqrt{r(\cos\theta - x_B)^2 + (r \sin\theta)^2} = \sqrt{r^2 - 2r \cos\theta x_B + x_B^2},$$

and its distance to point A is given similarly by

$$r'' = \sqrt{r^2 - 2r \cos\theta x_A + x_A^2} = \sqrt{r^2 + 2r \cos\theta x_B + x_B^2}.$$

We are interested in letting r go to infinity while keeping θ constant. This means that we are considering a point moving away from the two sources in a given direction. The Taylor expansions of expressions r' and r'' can then be obtained as:

$$r' = r \left(1 - \frac{\cos\theta x_B}{r} + o(r^{-1}) \right) \quad \text{and} \quad r'' = r \left(1 + \frac{\cos\theta x_B}{r} + o(r^{-1}) \right),$$

where $o(r^{-1})$ stands for any function negligible compared to r^{-1} when r tends to $+\infty$.

The ratio of propagules from B over propagules from A at point $(x, y) = (r, \theta)$ can then be written as

$$\rho_B(r, \theta) = \frac{\gamma_r(r')}{\gamma_r(r'')} = \frac{\gamma_r(r - \cos\theta x_B + o(1))}{\gamma_r(r + \cos\theta x_B + o(1))}$$

where $o(1)$ stands for any function tending to 0 when r tends to $+\infty$.

By analogy with the 1-dimensional equation, in the direction θ when r tends to $+\infty$, the ratio $\rho_B(r, \theta)$ behaves just as the ratio for a 1-dimensional kernel γ_r and a distance between the two sources of $2\cos\theta x_B$. The following results are thus direct consequences of the 1-dimensional results.

Exponential kernels

For an exponential dispersal kernel (see Table 2) the ratio

$$\rho_B(r, \theta) \text{ tends to } \exp\left(2\frac{x_c}{\alpha}\cos\theta\right) \text{ which is more than 1}$$

for $-\pi/2 < \theta < \pi/2$ (that is in the direction of B) and less than 1 for $\pi/2 < \theta < 3\pi/2$ (that is in the direction of A). As a result, the proportion of propagules from A, $\pi_A(r, \theta)$ tends to $\pi_{im}(\theta)$, which is between 0 and 1/2 for $-\pi/2 < \theta < \pi/2$ and between 1/2 and 1 for $\pi/2 < \theta < 3\pi/2$.

Exponential power kernels

For an exponential power dispersal kernel (Table 2), if $c > 1$, $\rho_B(r, \theta)$ tends to $+\infty$ when $\pi/2 < \theta < 3\pi/2$ and tends to $-\infty$ when $\pi/2 < \theta < 3\pi/2$. If $c < 1$, $\rho_B(r, \theta)$ tends to 1 whatever the value of θ . Finally, if $c = 1$, corresponding to the expo-

ponential kernel, we find again the previous result: $\rho_B(r, \theta)$ tends to $\exp\left(2\frac{x_c}{\alpha}\cos\theta\right)$. Consequently, the proportion of propagules from A, $\pi_A(r, \theta)$ tends to 0 for $\pi/2 < \theta < 3\pi/2$ (direction of B) and to 1 for $\pi/2 < \theta < 3\pi/2$ (direction of B) when $c > 1$; it tends to 1/2 whatever the direction θ when $c < 1$. For the exponential kernel ($c = 1$), $\pi_A(r, \theta)$ tends to values strictly between 0 and 1, such as already mentioned above.

Power-law kernels

For the power-law kernels, $\rho_B(r, \theta)$ tends to 1 for all $a > 2$, and all θ . This means that the proportion $\pi_A(r, \theta)$ tends to 1/2 in all directions for any power-law kernel.

Validity of the asymptotic results for natural scales

We computed distances actually travelled by some propagules to evaluate whether the asymptotic results analytically derived are effective at finite distances of biological interest. The range of distances of interest depends on the dispersal kernel, by virtue of the mean distance travelled and the dispersal tail; in addition the range of distances is also very sensitive to the number of propagules R emitted by each source [5].

We derived numerically for different kernels γ and number of propagules R , the distribution of the position of the furthest forward propagule (FFP) coming from B

Table 2: Four families of 2-dimensional dispersal kernels used in this study, together with their characteristics. The mean distance

travelled is obtained from $\delta = \int_0^{+\infty} \gamma(r)2\pi r dr$. Expression $\Gamma()$ stands for the Gamma function.

Kernel families	Expression	Parameters values	Weight of the tail	Mean distance travelled, δ
Exponential	$\gamma_1(x, y) = \frac{1}{2\pi\alpha^2} \exp\left(-\frac{r}{\alpha}\right)$	$\alpha > 0$	Rapidly varying Exponential	2α
Gaussian	$\gamma_2(x, y) = \frac{1}{\pi\alpha^2} \exp\left(-\frac{x^2 + y^2}{\alpha^2}\right)$	$\alpha > 0$	Rapidly varying Thin-tailed	$\frac{\alpha\sqrt{\pi}}{2}$
Power-law	$\gamma_3(x, y) = \frac{(a-2)(a-1)}{2\pi\alpha^2} \left(1 + \frac{r}{\alpha}\right)^{-a}$	$a > 0$ $a > 2$	Regularly varying Fat-tailed	$\frac{2\alpha}{a-3}$
Exponential power	$\gamma_4(x, y) = \frac{c}{2\pi\alpha^2\Gamma(2/c)} \exp\left(-\left(\frac{r}{\alpha}\right)^c\right)$	$\alpha, c > 0$	Rapidly varying Thin-tailed for $c > 1$ Fat-tailed for $c < 1$ Exponential for $c = 1$	$\alpha \frac{\Gamma(3/c)}{\Gamma(2/c)}$

[5]. The probability density function (PDF) of this random variable is given by

$$FFP_B(x) = R\gamma(x - x_B)F(x - x_B)^{R-1}$$

where F is the cumulative distribution function (CDF) associated with γ . This expression means (i) that the further forward propagule from B is one of the R propagules emitted by B, (ii) that it falls at a distance $x - x_B$ from its source (B) and (iii) that the $R-1$ other propagules from B fall at distances smaller than $(x - x_B)$.

As a simplification, we have chosen to focus on the position of the FFP from B (and not on the position of the FFP from both sources A and B), because its distribution does not depend on the position of source A. This is a conservative choice because the extreme dispersal event of interest for biological questions (such as speed of colonization or contamination between fields...) is the FFP, which is either the FFP from B, or the FFP from A if it travelled further than the FFP from B [5].

We considered three wide-ranged values for R equal to 10; 1000 and 1000000. These orders of magnitude correspond for instance to the numbers of dispersed rodents offspring, tree seeds and crop pollen grains.

The computation of the proportions of propagules from the source A at distances close to that of the FFP from B allowed asserting if the asymptotic properties obtained when the distance is tending toward infinity are good approximations for what happens to the further forward individuals.

Authors' contributions

EKK, CL and PHG together developed the idea at the origin of the manuscript and discussed its consequences. EKK formalized it mathematically. EKK, CL and PHG cooperated in writing the manuscript and read and approved the final manuscript.

Additional material

Additional File 1

In the additional file, we provide a general classification of dispersal kernels regarding the amount of long-distance dispersal and a formal proof of the 'mixing' property of long-tailed kernels (a large subset of heavy-tailed kernels) general to all families of kernels.

Click here for file

[<http://www.biomedcentral.com/content/supplementary/1472-6785-6-3-S1.pdf>]

Acknowledgements

We thank C. Gliddon, B. Albert, C. Devaux and R.E. Michod for helpful comments on the manuscript and S. Huet for the apparently naive question that initiated this work. This work was partly supported by the programs "OGM et environnement" (INRA/Ministère de la Recherche). We are also grateful to Thomas Hovestadt and two anonymous reviewers for their suggestions on the final version of the manuscript.

References

1. Cain ML, Milligan BG, Strand AE: **Long-distance seed dispersal in plant populations.** *American Journal of Botany* 2000, **87(9)**:1217-1227.
2. Cain ML, Nathan R, Levin SA: **Long-distance dispersal.** *Ecology* 2003, **84(8)**:1943-1944.
3. Levin SA, Muller-Landau HC, Nathan R, Chave J: **The ecology and evolution of seed dispersal: A theoretical perspective.** *Annual Review of Ecology Evolution and Systematics* 2003, **34**:575-604.
4. Nathan R: **Long-distance dispersal research: building a network of yellow brick roads.** *Diversity And Distributions* 2005, **11(2)**:125-130.
5. Clark JS, Lewis M, Horvath L: **Invasion by extremes: Population spread with variation in dispersal and reproduction.** *American Naturalist* 2001, **157(5)**:537-554.
6. Kot M, Lewis MA, Van Den Driessche P: **Dispersal data and the spread of invading organisms.** *Ecology* 1996, **77(7)**:2027-2042.
7. Mollison D: **Spatial contact models for ecological and epidemic spread.** *Journal of the Royal Statistical Society B* 1977, **39(3)**:283-326.
8. Shigesada N, Kawasaki K: **Biological invasions: theory and practice.** In *Oxford Series in Ecology and Evolution* Oxford, Oxford University Press; 1997.
9. Ibrahim KM, Nichols RA, Hewitt GM: **Spatial patterns of genetic variation generated by different forms of dispersal during range expansion.** *Heredity* 1996, **77**:282-291.
10. Greene DF, Canham CD, Coates KD, Lepage PT: **An evaluation of alternative dispersal functions for trees.** *Journal of Ecology* 2004, **92(5)**:758-766.
11. Portnoy S, Wilson MF: **Seed dispersal curves: behavior of the tail of the distribution.** *Evolutionary Ecology* 1993, **7(1)**:25-44.
12. Hovestadt T, Messner S, Poethke HJ: **Evolution of reduced dispersal mortality and 'fat-tailed' dispersal kernels in autocorrelated landscapes.** *Proc R Soc Lond Ser B-Biol Sci* 2001, **268(1465)**:385-391.
13. Rousset F, Gandon S: **Evolution of the distribution of dispersal distance under distance-dependent cost of dispersal.** *Journal of Evolutionary Biology* 2002, **15(4)**:515-523.
14. Embrechts P, Klüppelberg C, Mikosch T: **Modelling extremal events (for insurance and finance).** Berlin, Springer-Verlag; 1997.
15. Austerlitz F, Garnier-Gere PH: **Modelling the impact of colonisation on genetic diversity and differentiation of forest trees: interaction of life cycle, pollen flow and seed long-distance dispersal.** *Heredity* 2003, **90(4)**:282-290.
16. Bohrer G, Nathan R, Volis S: **Effects of long-distance dispersal for metapopulation survival and genetic structure at ecological time and spatial scales.** *Journal of Ecology* 2005, **93(5)**:1029-1040.
17. Devaux C, Lavigne C, Falentin Guyomarc'h H, Vautrin S, Lecomte J, Klein EK: **High diversity of oilseed rape pollen clouds over an agro-ecosystem indicates long-distance dispersal.** *Molecular Ecology* 2005, **14(8)**:2269-2280.
18. Clark JS, Silman M, Kern R, Macklin E, HilleRisLambers J: **Seed dispersal near and far: patterns across temperate and tropical forests.** *Ecology* 1999, **80(5)**:1475-1494.
19. Le Corre V, Machon N, Petit RJ, Kremer A: **Colonization with long-distance seed dispersal and genetic structure of maternally inherited genes in forest trees: A simulation study.** *Genetical Research* 1997, **69(2)**:117-125.
20. Hamrick JL, Nason JD: **Consequences of dispersal in plants.** In *Population dynamics in ecological space and time* Edited by: Rhodes OE, R.K. C, Smith MH. Chicago, University of Chicago Press; 1996:203-236.
21. Wright S: **Evolution in Mendelian populations.** *Genetics* 1931, **16**:97-159.

22. Hastings A, Cuddington K, Davies KF, Dugaw CJ, Elmendorf S, Free-stone A, Harrison S, Holland M, Lambrinos J, Malvadkar U, Melbourne BA, Moore K, Taylor C, Thomson D: **The spatial spread of invasions: new developments in theory and evidence.** *Ecology Letters* 2005, **8(1)**:91-101.
23. Kot M, Medlock J, Reluga T, Walton DB: **Stochasticity, invasions, and branching random walks.** *Theoretical Population Biology* 2004, **66(3)**:175-184.
24. Petit RJ, Bialozyt R, Garnier-Gere P, Hampe A: **Ecology and genetics of tree invasions: from recent introductions to Quaternary migrations.** *Forest Ecology And Management* 2004, **197(1-3)**:117-137.
25. Edmonds CA, Lillie AS, Cavalli-Sforza LL: **Mutations arising in the wave front of an expanding population.** *Proceedings Of The National Academy Of Sciences Of The United States Of America* 2004, **101(4)**:975-979.
26. Bullock JM, Clarke RT: **Long distance seed dispersal by wind: measuring and modelling the tail of the curve.** *Oecologia* 2000, **124(4)**:506-521.
27. Oddou-Muratorio S, Klein EK, Austerlitz F: **Pollen flow in the wild-service tree, *Sorbus torminalis* (L.) Crantz. II. Pollen dispersal and heterogeneity in mating success inferred from parent-offspring analysis.** *Molecular Ecology* 2005, **14(14)**:4441-4452.
28. Austerlitz F, Dick CW, Dutech C, Klein EK, Oddou-Muratorio S, Smouse PE, Sork VL: **Using genetic markers to estimate the pollen dispersal curve.** *Molecular Ecology* 2004, **13**:937-954.
29. Dick CW, Etchelecu G, Austerlitz F: **Pollen dispersal of tropical trees (*Dinizia excelsa*: Fabaceae) by native insects and African honeybees in pristine and fragmented Amazonian rainforest.** *Molecular Ecology* 2003, **12(3)**:753-764.
30. Hardy OJ, Gonzalez-Martinez SC, Freville H, Boquien G, Mignot A, Colas B, Olivier I: **Fine-scale genetic structure and gene dispersal in *Centaurea corymbosa* (Asteraceae) I. Pattern of pollen dispersal.** *Journal of Evolutionary Biology* 2004, **17(4)**:795-806.
31. Gliddon CJ: **Gene flow and risk assessment: University of Keele.** Edited by: Lutman PJW. British Crop Protection Council; 1999:49-56.
32. Giddings GD, Hamilton NRS, Hayward MD: **The release of genetically modified grasses. Part I: Pollen dispersal to traps in *Lolium perenne*.** *Theoretical and Applied Genetics* 1997, **94(8)**:1000-1006.
33. Klein EK, Lavigne C, Renard M, Gouyon PH: **Pollen dispersal of oilseed rape: estimation of the dispersal function and effects of field dimension.** *Journal of Applied Ecology* 2006.
34. Smouse PE, Sork VL: **Measuring pollen flow in forest trees: an exposition of alternative approaches.** *Forest Ecology and Management* 2004, **197(1-3)**:21-38.
35. Robledo-Arnuncio JJ, Alia R, Gil L: **Increased selfing and correlated paternity in a small population of a predominantly out-crossing conifer, *Pinus sylvestris*.** *Molecular Ecology* 2004, **13(9)**:2567-2577.
36. Garcia C, Arroyo JM, Godoy JA, Jordano P: **Mating patterns, pollen dispersal, and the ecological maternal neighbourhood in a *Prunus mahaleb* L. population.** *Molecular Ecology* 2005, **14(6)**:1821-1830.
37. Robledo-Arnuncio JJ, Gil L: **Patterns of pollen dispersal in a small population of *Pinus sylvestris* L. revealed by total-exclusion paternity analysis.** *Heredity* 2005, **94(1)**:13-22.

Publish with **BioMed Central** and every scientist can read your work free of charge

"BioMed Central will be the most significant development for disseminating the results of biomedical research in our lifetime."

Sir Paul Nurse, Cancer Research UK

Your research papers will be:

- available free of charge to the entire biomedical community
- peer reviewed and published immediately upon acceptance
- cited in PubMed and archived on PubMed Central
- yours — you keep the copyright

Submit your manuscript here:
http://www.biomedcentral.com/info/publishing_adv.asp

