



**HAL**  
open science

## Fullerenic Systems for Nanoscience: Computational Screening Illustrated on X@C74 Metallofullerenes

Z. Slanina, F. Uhlik, S.-L. Lee, L. Adamowicz, S. Nagase

► **To cite this version:**

Z. Slanina, F. Uhlik, S.-L. Lee, L. Adamowicz, S. Nagase. Fullerenic Systems for Nanoscience: Computational Screening Illustrated on X@C74 Metallofullerenes. ENS 2006, Dec 2006, Paris, France. pp.50-55. hal-00166764

**HAL Id: hal-00166764**

**<https://hal.science/hal-00166764>**

Submitted on 9 Aug 2007

**HAL** is a multi-disciplinary open access archive for the deposit and dissemination of scientific research documents, whether they are published or not. The documents may come from teaching and research institutions in France or abroad, or from public or private research centers.

L'archive ouverte pluridisciplinaire **HAL**, est destinée au dépôt et à la diffusion de documents scientifiques de niveau recherche, publiés ou non, émanant des établissements d'enseignement et de recherche français ou étrangers, des laboratoires publics ou privés.

# FULLERENIC SYSTEMS FOR NANOSCIENCE: COMPUTATIONAL SCREENING ILLUSTRATED ON X@C<sub>74</sub> METALLOFULLERENES

Zdeněk Slanina,<sup>[\*],a</sup> Filip Uhlík,<sup>b</sup> Shyi-Long Lee,<sup>c</sup> Ludwik Adamowicz<sup>d</sup> and Shigeru Nagase<sup>a</sup>

<sup>a</sup>Department of Theoretical Molecular Science, Institute for Molecular Science, Okazaki 444-8585, Japan

<sup>b</sup>School of Science, Charles University, 128 43 Prague 2, Czech Republic

<sup>c</sup>Department of Chemistry and Biochemistry, National Chung-Cheng University, Chia-Yi 62117, Taiwan

<sup>d</sup>Department of Chemistry, University of Arizona, Tucson, AZ 85721-0041, USA

## ABSTRACT

The objects of fullerene science - fullerenes, metallofullerenes & other fullerene endohedrals, and nanotubes - are discussed in a wider context of nanoscience and nanotechnology applications for molecular memories and quantum computing. The emerging concepts are illustrated on C<sub>74</sub>-based endohedrals, especially Ca@C<sub>74</sub>, Ba@C<sub>74</sub>, and Yb@C<sub>74</sub>. A set of six C<sub>74</sub> cages is considered, namely one cage with isolated pentagons, three isomers with a pentagon-pentagon junction, two structures with one pentagon-pentagon pair and one heptagon. Special interest is paid to the enthalpy-entropy evaluations for estimations of the relative as well as absolute populations.

## 1. INTRODUCTION

Although empty C<sub>74</sub> fullerene [1] is not yet available in solid form, several related endohedral species have been known like Ca@C<sub>74</sub> [2,3], Sr@C<sub>74</sub> [4], Ba@C<sub>74</sub> [5], La@C<sub>74</sub> [6-8], Eu@C<sub>74</sub> [9], Yb@C<sub>74</sub> [10], Sc<sub>2</sub>@C<sub>74</sub> [11] or Er<sub>3</sub>@C<sub>74</sub> [12]. In the Yb@C<sub>74</sub> case, two isomers were in fact isolated [10]. This isomerism finding is particularly interesting as there is just one [13] C<sub>74</sub> cage that obeys the isolated pentagon rule (IPR), namely of *D*<sub>3h</sub> symmetry. The cage was experimentally confirmed in Ca@C<sub>74</sub> [2], Ba@C<sub>74</sub> [4] and La@C<sub>74</sub> [8]. Obviously, with Yb@C<sub>74</sub> a non-IPR cage should be involved as it is the case of Ca@C<sub>72</sub> [14] (empty C<sub>72</sub> could also not be isolated yet, possibly owing to solubility problems [2,15-17]).

The metallofullerene family is naturally of computational interest. First such computations were performed for Ca@C<sub>74</sub> with considerations of selected non-IPR cages [2,16,18,19]. However, the non-IPR encapsulations are not significant with Ca@C<sub>74</sub>, in contrast to Ca@C<sub>72</sub> [20,21]. The present paper surveys the computations also for the Ba@C<sub>74</sub> and Yb@C<sub>74</sub> species. In order to respect high temperatures in fullerene/metallofullerene preparations, the Gibbs energies are to be used [22,23] in relative stability consid-

erations rather than the mere potential energy terms.

## 2. COMPUTATIONS

The computations treat a set of six metallofullerene isomers, using the carbon cages investigated with Ca@C<sub>74</sub>, namely the three structures selected from dianion energetics [2,18], and three additional cages with non-negligible populations as empty C<sub>74</sub> cages [24,25]. In the computations [18,19,24] the cages have been labeled by some code numbers that are also used here, combined with the symmetry of the complexes: 1/C<sub>2v</sub>, 4/C<sub>1</sub>, 52/C<sub>2</sub>, 103/C<sub>1</sub>, 368/C<sub>1</sub>, and 463/C<sub>1</sub>. The 1/C<sub>2v</sub> endohedral is the species derived from the unique C<sub>74</sub> IPR structure. The previously considered [16] two non-IPR C<sub>74</sub> cages are now labeled by 4/C<sub>1</sub> and 103/C<sub>1</sub>. A pair of connected pentagons is also present in the 52/C<sub>2</sub> structure. The remaining two species, 368/C<sub>1</sub> and 463/C<sub>1</sub>, contain a pentagon/pentagon pair and one heptagon.

The present geometry optimizations were primarily carried out using density-functional theory (DFT), namely employing Becke's three parameter functional [26] with the non-local Lee-Yang-Parr correlation functional [27] (B3LYP) in a combined basis set. In the case of Ba@C<sub>74</sub>, the combined basis set consists of the 3-21G basis for C atoms and a dz basis set [28] with the effective core potential (ECP) on Ba (denoted here by 3-21G~dz) while with Yb@C<sub>74</sub> (where the dz-type basis set [28] is not available for Yb) the 3-21G basis on C atoms is combined with the CEP-4G basis set [29,30] employing the compact effective (pseudo)potential (CEP) for Yb (denoted here by 3-21G~CEP-4G). The B3LYP/3-21G~dz or B3LYP/3-21G~CEP-4G geometry optimizations were carried out with the analytically constructed energy gradient. The reported computations were performed with the Gaussian 03 program package [31].

In the optimized B3LYP/3-21G~dz or B3LYP/3-21G~CEP-4G geometries, the harmonic vibrational analysis was carried out with the analytical force-constant matrix. In the same optimized geometries,

higher-level single-point energy calculations were also performed, using the standard 6-31G\* basis set for C atoms, i.e., the B3LYP/6-31G\*~dz single-point treatment for Ba@C<sub>74</sub> and the B3LYP/6-31G\*~CEP-4G level with Yb@C<sub>74</sub>. Moreover, in the latter case the SDD (Stuttgart/Dresden) basis set [32,33] was also employed (with the SDD ECP for Yb) for the single-point calculations, and for the carbon atoms the SDD, 6-31G\*, or 6-311G\* basis set was stepwise used. In addition, for the three lowest isomers, the geometry optimizations were also carried out at the B3LYP/6-31G\*~SDD level. The electronic excitation energies were evaluated by means of time-dependent (TD) DFT response theory [34] at the B3LYP/3-21G~dz or B3LYP/3-21G~CEP-4G level.

Relative concentrations (mole fractions)  $x_i$  of  $m$  isomers can be evaluated [35] through their partition functions  $q_i$  and the enthalpies at the absolute zero temperature or ground-state energies  $\Delta H_{0,i}^o$  (i.e., the relative potential energies corrected for the vibrational zero-point energies) by a compact formula:

$$x_i = \frac{q_i \exp[-\Delta H_{0,i}^o/(RT)]}{\sum_{j=1}^m q_j \exp[-\Delta H_{0,j}^o/(RT)]}, \quad (1)$$

where  $R$  is the gas constant and  $T$  the absolute temperature. Eq. (1) is an exact formula that can be directly derived [35] from the standard Gibbs energies of the isomers, supposing the conditions of the inter-isomeric thermodynamic equilibrium. Rotational-vibrational partition functions were constructed from the calculated structural and vibrational data using the rigid rotator and harmonic oscillator (RRHO) approximation. No frequency scaling is applied as it is not significant [36] for the  $x_i$  values at high temperatures. The geometrical symmetries of the optimized cages were determined not only by the Gaussian built-in procedure [31], but primarily by a procedure [37] which considers precision of the computed coordinates. The electronic partition function was constructed by direct summation of the TD B3LYP/3-21G~dz or B3LYP/3-21G~CEP-4G electronic excitation energies. Finally, the chirality contribution was included accordingly [38] (for an enantiomeric pair its partition function  $q_i$  is doubled).

In addition to the conventional RRHO treatment with eq. (1), also a modified approach to description of the encapsulate motions can be considered [39], following findings [14,16,40] that the encapsulated atoms can exercise large amplitude motions, especially so at elevated temperatures (unless the motions are restricted by cage derivatizations [41]). One can expect that if the encapsulate is relatively free then, at sufficiently high temperatures, its behavior in different cages will bring about the same contribution to the partition functions. However, such uniform contributions would then cancel out in eq. (1). This simplification is called [39] free, fluctuating, or floating encapsulate model

(FEM) and requires two steps. In addition to removal of the three lowest vibrational frequencies (belonging to the metal motions in the cage), the symmetries of the cages should be treated as the highest (topologically) possible, which reflects averaging effects of the large amplitude motions. There are several systems [39,42] where the FEM approach improves agreement with experiment.

As for the temperature intervals to be considered, it is true that the temperature region where fullerene or metallofullerene electric-arc synthesis takes place is not yet known, however, the new observations [43] supply some arguments to expect it around 1500 K. Very low excited electronic states can be present in some fullerenes like C<sub>80</sub> [44] or even the C<sub>74</sub> IPR cage [45] which makes the electronic partition function particularly significant at such high temperatures. Interestingly enough, there is a suggestion [25] that the electronic partition function, based on the singlet electronic states only, could actually produce more realistic results for fullerene relative concentrations in the fullerenic soot. Incidentally, the electronic excitation energies can in some cases (like empty fullerenes) be evaluated by means of a simpler ZINDO method [46,47].

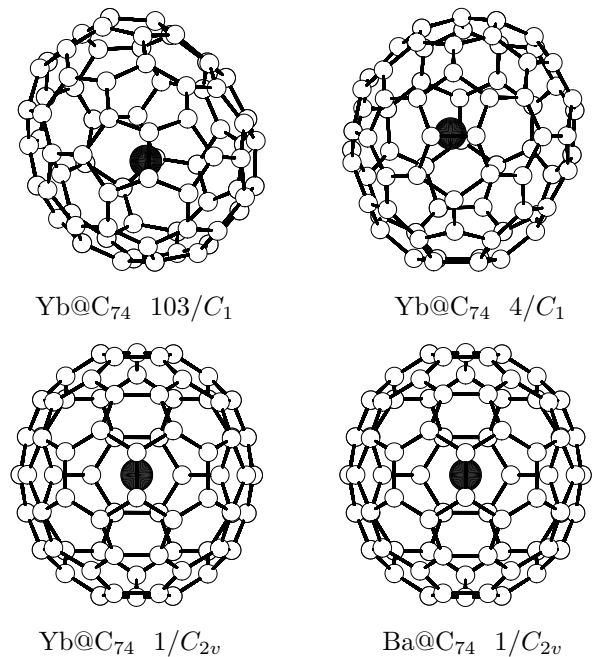


Fig. 1. B3LYP/3-21G~CEP-4G optimized structures of three Yb@C<sub>74</sub> isomers and B3LYP/3-21G~dz structure of the lowest Ba@C<sub>74</sub> species.

### 3. RESULTS AND DISCUSSION

Let us first survey, for a more complete picture, the empty C<sub>74</sub> cages (B3LYP/6-31G\*//B3LYP/3-21G energetics, ZINDO electronic partition functions). The

relative populations computed according to eq. (1) show that the sole IPR cage ( $D_{3h}$ ) is prevailing. Shinohara *et al.* [48] recently recorded electronic spectrum of  $C_{74}$  anion and concluded that the cage could have  $D_{3h}$  symmetry. Moreover, it was observed by Achiba *et al.* [3] that the only available IPR  $C_{74}$  cage is actually employed also in the  $Ca@C_{74}$  endohedral species. At a temperature of 1500 K, the  $1/C_{2v}$  (related to the  $C_{74}$  IPR species),  $4/C_1$ , and  $103/C_1$   $Ca@C_{74}$  isomeric populations are computed [19] in the FEM scheme as 88.4, 8.0, 3.5 %, respectively.

$Ba@C_{74}$  relative stability proportions differ from those previously computed [19] for  $Ca@C_{74}$ . For example, at a temperature of 1500 K the  $1/C_{2v}$ ,  $4/C_1$ , and  $103/C_1$  species when evaluated with the conventional RRHO treatment should form 99.5, 0.3, 0.2 % of the equilibrium isomeric mixture, respectively. With the more realistic FEM scheme, the relative concentration are changed to 97.8, 1.2 and 1.0 %. The proportions are in agreement with the observation of Reich *et al.* [5] in which just one  $Ba@C_{74}$  species was isolated, namely possessing the IPR carbon cage.

$Yb@C_{74}$  is actually a more interesting system as Xu *et al.* [10] isolated two isomers and even found their production ratio as 100:3. In the computations at the B3LYP/6-31G\*~SDD level the  $1/C_{2v}$  species (see Fig. 1) is after about 13.14 kcal/mol followed by the  $4/C_1$  isomer, the  $103/C_1$  structure is about 16.98 kcal/mol above the lowest isomer while the other endohedrals are located more than 30 kcal/mol higher. The still higher B3LYP/6-311G\*~SDD approach gives about the same energetics as the  $4/C_1$  isomer is placed 13.30 kcal/mol and the  $103/C_1$  structure 16.99 kcal/mol above the  $1/C_{2v}$  species.

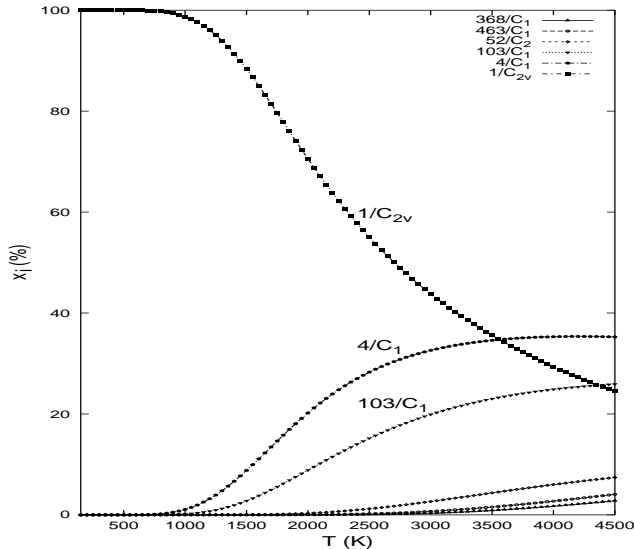
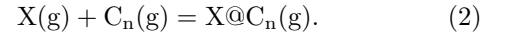


Fig. 2. Relative concentrations of the  $Yb@C_{74}$  isomers computed with the B3LYP/6-311G\*~SDD energetics, B3LYP/3-21G~CEP-4G entropy, and FEM treatment.

Fig. 2 converts the computed  $Yb@C_{74}$  energy and entropy parts into the relative concentrations. In order to reproduce the observed [10] production isomeric ratio (100:3) within the conventional RRHO approach, temperature should reach about 1850 K when the  $1/C_{2v}$ ,  $4/C_1$ , and  $103/C_1$  species compose 95.7, 2.8, and 1.5 % of the equilibrium isomeric mixture, respectively. The FEM treatment reduces the temperature for the reproduction of the observed ratio [10] to about 1200 K with 96.1, 3.2, and 0.7 % for the  $1/C_{2v}$ ,  $4/C_1$ , and  $103/C_1$  isomer, respectively. It should be however realized that the observed relative populations are just roughly estimated from chromatography peak areas. The ratios at 1500 K would be changed to 88.4, 8.8, 2.8 % in the FEM treatment. Thus, the computations support the experimental finding [10] of two  $Yb@C_{74}$  isomers and point out that the major species should have the IPR cage while the minor one should contain one pentagon-pentagon junction in the carbon cage. A similar situation should be met with  $Ca@C_{74}$  but rather not with  $Ba@C_{74}$ .

There is a more general stability problem [49-52] related to fullerenes and metallofullerenes, viz. the absolute stability of the species or the relative stabilities of clusters with different stoichiometries. We shall illustrate the issue just on the most stable (i.e.,  $1/C_{2v}$ ) structures of  $Ba@C_{74}$  and  $Yb@C_{74}$ , thus ignoring the remaining five isomers in each set. Let us consider formation of a metallofullerene:



Under equilibrium conditions, we shall deal with the encapsulation equilibrium constant  $K_{X@C_n,p}$ :

$$K_{X@C_n,p} = \frac{p_{X@C_n}}{p_X p_{C_n}}, \quad (3)$$

expressed in the terms of partial pressures of the components. Temperature dependency of the encapsulation equilibrium constant  $K_{X@C_n,p}$  is described by the van't Hoff equation:

$$\frac{d \ln K_{X@C_n,p}}{dT} = \frac{\Delta H_{X@C_n}^o}{RT^2} \quad (4)$$

where  $\Delta H_{X@C_n}^o$  stands for the (negative) standard change of enthalpy upon encapsulation. Let us further suppose that the metal pressure is close to the respective saturated pressure  $p_{X,sat}$ . With this presumption, we shall deal with a special case of clustering under saturation conditions [53,54]. While the saturated pressures  $p_{X,sat}$  for various metals are known from observations [55,56], the partial pressure of  $C_n$  is less clear as it is obviously influenced by a larger set of processes (though,  $p_{C_n}$  should exhibit a temperature maximum and then vanish). Therefore, we avoid the latter pressure in our considerations at this stage. The

computed equilibrium constants  $K_{X@C_n,p}$  show a temperature decrease as it must be the case with respect to the van't Hoff equation (4) for the negative encapsulation enthalpy. However, if we consider the combined  $p_{X,sat}K_{X@C_n,p}$  term:

$$p_{X@C_n} \sim p_{X,sat}K_{X@C_n,p}, \quad (5)$$

that directly controls the partial pressures of various  $X@C_n$  encapsulates in an endohedral series (based on one common  $C_n$  fullerene), we get a different picture. The considered  $p_{X,sat}K_{X@C_n,p}$  term typically increases with temperature which is the basic scenario of the metallofullerene formation in the electric-arc technique. An optimal production temperature could be evaluated in a more complex model that also includes temperature development of the empty fullerene partial pressure.

Table 1. The computed<sup>a</sup> products of the encapsulation equilibrium constant<sup>b</sup>  $\Xi_X = K_{X@C_{74},p}$  with the metal saturated-vapor pressure  $\Psi_X = p_{X,sat}$  for Ba@C<sub>74</sub> and Yb@C<sub>74</sub> at a temperature  $T = 1500$  K

Species	$K_{X@C_{74},p}$ (atm <sup>-1</sup> )	$p_{X,sat}$ (atm)	$\Psi_X \Xi_X$	$\frac{\Psi_X \Xi_X}{\Psi_{Ba} \Xi_{Ba}}$
Ba@C <sub>74</sub>	1332.6	0.0261	34.82	1.00
Yb@C <sub>74</sub>	81.77	1.42	116.13	3.34

<sup>a</sup> Ba@C<sub>74</sub>: the potential-energy change evaluated at the B3LYP/6-31G\*~dz level and the entropy part at the B3LYP/3-21G~dz level; Yb@C<sub>74</sub>: the potential-energy change evaluated at the B3LYP/6-31G\*~SDD level and the entropy part at the B3LYP/3-21G~CEP-4G level.

<sup>b</sup> The standard state - ideal gas phase at 101325 Pa pressure.

If we however want to evaluate production abundances for two metallofullerenes like Ba@C<sub>74</sub> and Yb@C<sub>74</sub>, just the product  $p_{X,sat}K_{X@C_{74},p}$  term can straightforwardly be used. Let us consider a temperature of 1500 K as the observations [43] suggest that fullerene synthesis should happen in the temperature region. The results in Table 1 show for 1500 K that the  $p_{Ba,sat}K_{Ba@C_{74},p}$  quotient is about three times smaller than the  $p_{Yb,sat}K_{Yb@C_{74},p}$  product term. The ratio is enabled by a higher saturated pressure of Yb compared to Ba though the equilibrium constants show the reversed order. The B3LYP/6-31G\*~dz potential-energy change upon Ba encapsulation into the IPR C<sub>74</sub> cage is  $\Delta E = -59.5$  kcal/mol while the B3LYP/6-31G\*~SDD term for Yb encapsulation is computed at -55.9 kcal/mol. Although the energy terms are likely still not precise enough, their errors could be compara-

ble and thus they should cancel out in the relative term  $\frac{p_{X,sat}K_{X@C_{74},p}}{p_{Ba,sat}K_{Ba@C_{74},p}}$ . Let us mention that the combined basis sets require in the Gaussian program specification through a GEN keyword and for the sake of consistency the GEN approach is to be used even with empty cages (for example, the GEN-consistent approach gives for the B3LYP/6-31G\*~dz La@C<sub>60</sub> encapsulation energy [57] the value -54.7 kcal/mol). Let us also note that the FEM treatment is not used in a full extent with the product quotient  $p_{X,sat}K_{X@C_{74},p}$  evaluation as the three lowest vibrational frequencies are not removed in contrast to the isomeric treatment by eq. (1), and also the electronic partition functions were ignored in the quotient evaluations. Finally, this new stability criterion also suggests (as Yb@C<sub>74</sub> should come in higher yields than Ba@C<sub>74</sub>) that the conditions for the isolation of a minor isomer are more convenient in the Yb@C<sub>74</sub> case (in addition to the computed higher fraction of the non-IPR species in the case of Yb encapsulation compared to Ba [58]).

Various endohedral cage compounds have been suggested as possible candidate species for molecular memories and other future nanotechnological applications. One approach is built on endohedral species with two possible location sites of the encapsulated atom [59], while another concept of quantum computing aims at a usage of the spin states of N@C<sub>60</sub> [60], and still another would employ fullerene-based molecular transistors [61]. In the connection, low potential barriers for a three-dimensional rotational motion of encapsulates in the cages [14,16,40,62-64] or at least large amplitude oscillations [65,66] can be a significant factor. The low barriers are responsible for simplifications of the NMR patterns at room temperature. This simplification is made possible by a fast, isotropic endohedral motions inside the cages that yield a time-averaged, equalizing environment [59,60] on the NMR timescale. The internal motion can however be restricted by a cage derivatization [41,67] thus in principle allowing for a versatile control of the endohedral positions needed, for example, in molecular memory applications. In overall, a still deeper experimental and computational knowledge of various molecular aspects of the endohedral compounds is at present needed before tailoring of their nanoscience to future nanotechnology applications becomes possible.

## ACKNOWLEDGMENTS

The reported research has been supported by a Grant-in-aid for NAREGI Nanoscience Project, for Scientific Research on Priority Area (A), and for the Next Generation Super Computing Project, Nanoscience Program, MEXT, Japan, by the National Science Council, Taiwan-ROC, and by the Czech National Research Program 'Information Society' (Czech Acad. Sci. 1ET401110505).

## REFERENCES

- [\*] *Corresponding author:* zdenek@ims.ac.jp
- [1] M. Buhl and A. Hirsch, "Spherical aromaticity of fullerenes," *Chem. Rev.*, 101, 1153 (2001).
  - [2] T. S. M. Wan, H. W. Zhang, T. Nakane, Z. D. Xu, M. Inakuma, H. Shinohara, K. Kobayashi, and S. Nagase, "Production, isolation, and electronic properties of missing fullerenes: Ca@C<sub>72</sub> and Ca@C<sub>74</sub>," *J. Am. Chem. Soc.*, 120, 6806 (1998).
  - [3] T. Kodama, R. Fujii, Y. Miyake, S. Suzuki, H. Nishikawa, I. Ikemoto, K. Kikuchi, and Y. Achiba, "C-13 NMR study of Ca@C<sub>74</sub>: the cage structure and the site-hopping motion of a Ca atom inside the cage," *Chem. Phys. Lett.*, 399, 94 (2004).
  - [4] O. Haufe, M. Hecht, A. Grupp, M. Mehring, and M. Jansen, "Isolation and spectroscopic characterization of new endohedral fullerenes in the size gap of C<sub>74</sub> to C<sub>76</sub>," *Z. Anorg. Allgem. Chem.*, 631, 126 (2005).
  - [5] A. Reich, M. Panthofer, H. Modrow, U. Wedig, and M. Jansen, "The structure of Ba@C<sub>74</sub>," *J. Am. Chem. Soc.*, 126, 14428 (2004).
  - [6] Y. Chai, T. Guo, C. Jin, R. E. Haufler, L. P. F. Chibante, J. Fure, L. Wang, J. M. Alford, and R. E. Smalley, "Fullerenes with metals inside," *J. Phys. Chem.*, 95, 7564 (1991).
  - [7] K. Sueki, K. Akiyama, T. Yamauchi, W. Sato, K. Kikuchi, S. Suzuki, M. Katada, Y. Achiba, H. Nakahara, T. Akasaka, and K. Tomura, "New lanthanoid metallofullerenes and their HPLC elution behavior," *Full. Sci. Technol.*, 5, 1435 (1997).
  - [8] H. Nikawa, T. Kikuchi, T. Wakahara, T. Nakahodo, T. Tsuchiya, G. M. A. Rahman, T. Akasaka, Y. Maeda, K. Yoza, E. Horn, K. Yamamoto, N. Mizorogi, and S. Nagase, "Missing metallofullerene La@C<sub>74</sub>," *J. Am. Chem. Soc.*, 127, 9684 (2005).
  - [9] H. Matsuoka, N. Ozawa, T. Kodama, H. Nishikawa, I. Ikemoto, K. Kikuchi, K. Furukawa, K. Sato, D. Shiomi, T. Takui, and T. Kato, "Multifrequency EPR study of metallofullerenes: Eu@C-82 and Eu@C<sub>74</sub>," *J. Phys. Chem. B*, 108, 13972 (2004).
  - [10] J. X. Xu, X. Lu, X. H. Zhou, X. R. He, Z. J. Shi, and Z. N. Gu, "Synthesis, isolation, and spectroscopic characterization of ytterbium-containing metallofullerenes," *Chem. Mater.*, 16, 2959 (2004).
  - [11] S. Stevenson, H. C. Dorn, P. Burbank, K. Harich, J. Haynes, C. H. Kiang, J. R. Salem, M. S. Devries, P. H. M. Vanloosdrecht, R. D. Johnson, C. S. Yannoni, and D. S. Bethune, "Automated HPLC separation of endohedral metallofullerene Sc@C<sub>2n</sub> and Y@C<sub>2n</sub> fractions," *Anal. Chem.*, 66, 2675 (1994).
  - [12] N. Tagmatarchis, E. Aslanis, K. Prassides, and H. Shinohara, "Mono-, di- and trierbiun endohedral metallofullerenes: Production, separation, isolation, and spectroscopic study," *Chem. Mater.*, 13, 2374 (2001).
  - [13] P. W. Fowler and D. E. Manolopoulos, *An Atlas of Fullerenes*, Clarendon Press, Oxford, 1995.
  - [14] T. Ichikawa, T. Kodama, S. Suzuki, R. Fujii, H. Nishikawa, I. Ikemoto, K. Kikuchi, and Y. Achiba, "Isolation and characterization of a new isomer of Ca@C<sub>72</sub>," *Chem. Lett.*, 33, 1008 (2004).
  - [15] M. D. Diener and J. M. Alford, "Isolation and properties of small-bandgap fullerenes," *Nature*, 393, 668 (1998).
  - [16] K. Kobayashi and S. Nagase, "Structures and electronic properties of endohedral metallofullerenes; Theory and experiment," in *Endofullerenes - A New Family of Carbon Clusters*, T. Akasaka, S. Nagase, eds. Kluwer Academic Publishers, Dordrecht, 2002, p. 99.
  - [17] H. Kato, A. Taninaka, T. Sugai, and H. Shinohara, "Structure of a missing-caged metallofullerene: La<sub>2</sub>@C<sub>72</sub>," *J. Am. Chem. Soc.*, 125, 7782 (2003).
  - [18] S. Nagase, K. Kobayashi, and T. Akasaka, "Unconventional cage structures of endohedral metallofullerenes," *J. Mol. Struct. (Theochem)*, 462, 97 (1999).
  - [19] Z. Slanina, K. Kobayashi, and S. Nagase, "Ca@C<sub>74</sub> isomers: Relative concentrations at Higher Temperatures," *Chem. Phys.*, 301, 153 (2004).
  - [20] K. Kobayashi, S. Nagase, M. Yoshida, and E. Ōsawa, "Endohedral metallofullerenes. Are the isolated pentagon rule and fullerene structures always satisfied?," *J. Am. Chem. Soc.*, 119, 12693 (1997).
  - [21] Z. Slanina, K. Kobayashi, and S. Nagase, "Ca@C<sub>72</sub> IPR and non-IPR structures: Computed temperature development of their relative concentrations," *Chem. Phys. Lett.*, 372, 810 (2003).
  - [22] Z. Slanina, F. Uhlík, X. Zhao, and E. Ōsawa, "Enthalpy-entropy interplay for C<sub>36</sub> cages: B3LYP/6-31G\* calculations," *J. Chem. Phys.*, 113, 4933 (2000).
  - [23] Z. Slanina, K. Kobayashi and S. Nagase, "Computed temperature development of the relative stabilities of La@C<sub>82</sub> isomers," *Chem. Phys. Lett.*, 388, 74 (2004).
  - [24] X. Zhao, K. H. Lee, Z. Slanina, and E. Ōsawa, "Evaluation of the relative stabilities of the IPR and non-IPR structures of C<sub>84</sub>," in *Recent Advances in the Chemistry and Physics of Fullerenes and Related Materials*, Vol. 7, P. V. Kamat, D. M. Guldi, K. M. Kadish, eds. The Electrochemical Society, Pennington, 1999, p. 711.
  - [25] Z. Slanina, F. Uhlík, S.-L. Lee, L. Adamowicz, and S. Nagase, "Enhancement of fullerene stabilities from excited electronic states," *Comput. Lett.*, 1, 313 (2005).
  - [26] A. D. Becke, "Density-functional thermochemistry. III. The role of exact exchange," *J. Chem. Phys.*, 98, 5648 (1993).
  - [27] C. Lee, W. Yang, and R. G. Parr, "Development of the Colle-Salvetti correlation-energy formula into a functional of the electron density," *Phys. Rev. B*, 37, 785 (1988).
  - [28] P. J. Hay and W. R. Wadt, "Ab initio effective core potentials for molecular calculations. Potentials for K to Au including the outermost core orbitals," *J. Chem. Phys.*, 82, 299 (1985).
  - [29] W. Stevens, H. Basch, and J. Krauss, "Compact effective potentials and efficient shared-exponent basis sets for the first- and second-row atoms," *J. Chem. Phys.*, 81, 6026 (1984).
  - [30] T. R. Cundari and W. J. Stevens, "Effective core potential methods for the lanthanides," *J. Chem. Phys.*, 98, 5555 (1993).
  - [31] M. J. Frisch, G. W. Trucks, H. B. Schlegel, G. E. Scuseria, M. A. Robb, J. R. Cheeseman, J. A. Montgomery, Jr., T. Vreven, K. N. Kudin, J. C. Burant, J. M. Millam, S. S. Iyengar, J. Tomasi, V. Barone, B. Mennucci, M. Cossi, G. Scalmani, N. Rega, G. A. Petersson, H. Nakatsuji, M. Hada, M. Ehara, K. Toyota, R. Fukuda, J. Hasegawa, M. Ishida, T. Nakajima, Y. Honda, O. Kitao, H. Nakai, M. Klene, X. Li, J. E. Knox, H. P. Hratchian, J. B. Cross, C. Adamo, J. Jaramillo, R. Gomperts, R. E. Stratmann, O. Yazyev, A. J. Austin, R. Cammi, C. Pomelli, J. W. Ochterski, P. Y. Ayala, K. Morokuma, G. A. Voth, P. Salvador, J. J. Dannenberg, V. G. Zakrzewski, S. Dapprich, A. D. Daniels, M. C. Strain, O. Farkas, D. K. Malick, A. D. Rabuck, K. Raghavachari, J. B. Foresman, J. V. Ortiz, Q. Cui, A. G. Baboul, S. Clifford, J. Cioslowski, B. B. Stefanov, G. Liu, A. Liashenko, P. Piskorz, I. Komaromi, R. L. Martin, D. J. Fox, T. Keith, M. A. Al-Laham, C. Y. Peng, A. Nanayakkara, M. Challacombe, P. M. W. Gill, B. Johnson, W. Chen, M. W. Wong, C. Gonzalez, and J. A. Pople, *Gaussian 03, Revision C.01*, Gaussian, Inc., Wallingford, CT, 2004.
  - [32] L. v. Szentpaly, P. Fuentealba, H. Preuss, and H. Stoll,

- "Pseudopotential calculations on  $\text{Rb}_2^+$ ,  $\text{Cs}_2^+$ ,  $\text{RbH}^+$ ,  $\text{CsH}^+$  and the mixed alkali dimer ions," *Chem. Phys. Lett.*, 93, 555 (1982).
- [33] X. Y. Cao and M. Dolg, "Segmented contraction scheme for small-core lanthanide pseudopotential basis sets," *J. Mol. Struct. (Theochem)*, 581, 139 (2002).
- [34] M. E. Casida, C. Jamorski, K. C. Casida, and D. R. Salahub, "Molecular excitation energies to high-lying bound states from time-dependent density-functional response theory: Characterization and correction of the time-dependent local density approximation ionization threshold," *J. Chem. Phys.*, 108, 4439 (1998).
- [35] Z. Slanina, "Equilibrium isomeric mixtures: Potential energy hypersurfaces as originators of the description of the overall thermodynamics and kinetics," *Int. Rev. Phys. Chem.*, 6, 251 (1987).
- [36] Z. Slanina, F. Uhlík, and M. C. Zerner, " $\text{C}_5\text{H}_3^+$  isomeric structures: Relative stabilities at high temperatures," *Rev. Roum. Chim.*, 36, 965 (1991).
- [37] M.-L. Sun, Z. Slanina, S.-L. Lee, F. Uhlík, and L. Adamowicz, "AM1 computations on seven isolated-pentagon-rule isomers of  $\text{C}_{80}$ ," *Chem. Phys. Lett.*, 246, 66 (1995).
- [38] Z. Slanina and L. Adamowicz, "On relative stabilities of dodecahedron-shaped and bowl-shaped structures of  $\text{C}_{20}$ ," *Thermochim. Acta*, 205, 299 (1992).
- [39] Z. Slanina, L. Adamowicz, K. Kobayashi, and S. Nagase, "Gibbs energy-based treatment of metallofullerenes:  $\text{Ca}@C_{72}$ ,  $\text{Ca}@C_{74}$ ,  $\text{Ca}@C_{82}$ , and  $\text{La}@C_{82}$ ," *Mol. Simul.*, 31, 71 (2005).
- [40] T. Akasaka, S. Nagase, K. Kobayashi, M. Walchli, K. Yamamoto, H. Funasaka, M. Kako, T. Hoshino, and T. Erata, " $^{13}\text{C}$  and  $^{139}\text{La}$  NMR studies of  $\text{La}_2@C_{80}$ : First evidence for circular motion of metal atoms in endohedral dimetallofullerenes," *Angew. Chem., Intl. Ed. Engl.*, 36, 1643 (1997).
- [41] K. Kobayashi, S. Nagase, Y. Maeda, T. Wakahara, and T. Akasaka, " $\text{La}_2@C_{80}$ : Is the circular motion of two La atoms controllable by exohedral addition?," *Chem. Phys. Lett.*, 374, 562 (2003).
- [42] Z. Slanina and S. Nagase, " $\text{Sc}_3\text{N}@C_{80}$ : Computations on the two-isomer equilibrium at high temperatures," *ChemPhysChem*, 6, 2060 (2005).
- [43] R. J. Cross and M. Saunders, "Transmutation of fullerenes," *J. Am. Chem. Soc.*, 127, 3044 (2005).
- [44] F. Furche and R. Ahlrichs, "Fullerene  $\text{C}_{80}$ : Are there still more isomers?," *J. Chem. Phys.*, 114, 10362 (2001).
- [45] V. I. Kovalenko and A. R. Khamatgalimov, "Open-shell fullerene  $\text{C}_{74}$ : Phenalenyl-radical substructures," *Chem. Phys. Lett.*, 377, 263 (2003).
- [46] D. R. Kanis, M. A. Ratner, T. J. Marks, and M. C. Zerner, "Nonlinear optical characteristics of novel inorganic chromophores using the Zindo formalism," *Chem. Mater.*, 3, 19 (1991).
- [47] R. D. Bendale and M. C. Zerner, "Electronic structure and spectroscopy of the five most stable isomers of  $\text{C}_{78}$  fullerene," *J. Phys. Chem.*, 99, 13830 (1995).
- [48] H. Moribe, T. Inoue, H. Kato, A. Taninaka, Y. Ito, T. Okazaki, T. Sugai, R. Bolskar, J. M. Alford, and H. Shinohara, "Purification and electronic structure of  $\text{C}_{74}$  fullerene," Paper 1P-1, *The 25th Fullerene-Nanotubes Symposium*, Awaji, Japan, 2003.
- [49] Z. Slanina, J. M. Rudziński, and E. Ōsawa, " $\text{C}_{60}(\text{g})$  and  $\text{C}_{70}(\text{g})$ : A computational study of pressure and temperature dependence of their populations," *Carbon*, 25, 747 (1987).
- [50] Z. Slanina, J. M. Rudziński, and E. Ōsawa, " $\text{C}_{60}(\text{g})$ ,  $\text{C}_{70}(\text{g})$  saturated carbon vapour and increase of cluster populations with temperature: A combined AM1 quantum-chemical and statistical-mechanical study," *Collect. Czech. Chem. Commun.*, 52, 2381 (1987).
- [51] J. M. Rudziński, Z. Slanina, M. Togasi, E. Ōsawa, and T. Iizuka, "Computational study of relative stabilities of  $\text{C}_{60}(\text{I}_h)$  and  $\text{C}_{70}(\text{D}_{5h})$  gas-phase clusters," *Thermochim. Acta*, 125, 155 (1988).
- [52] Z. Slanina, X. Zhao, N. Kurita, H. Gotoh, F. Uhlík, J. M. Rudziński, K. H. Lee, and L. Adamowicz, "Computing the relative gas-phase populations of  $\text{C}_{60}$  and  $\text{C}_{70}$ : Beyond the traditional  $\Delta H_{f,298}^\circ$  scale," *J. Mol. Graphics Mod.*, 19, 216 (2001).
- [53] Z. Slanina, "Clusters in a saturated vapor: Pressure-based temperature enhancement of the cluster fraction," *Z. Phys. Chem.*, 217, 1119 (2003).
- [54] Z. Slanina, "Temperature development of mono- and hetero-clustering in saturated vapors," *J. Cluster Sci.*, 15, 3 (2004).
- [55] W. T. Hicks, "Evaluation of vapor-pressure data of mercury, lithium, sodium, and potassium," *J. Chem. Phys.*, 38, 1873 (1963).
- [56] *CRC Handbook of Chemistry and Physics*, 85th edition, D. R. Lide, ed. CRC Press, Boca Raton, 2004.
- [57] Z. Slanina, S.-L. Lee, L. Adamowicz, F. Uhlík, and S. Nagase, "Computed structure and energetics of  $\text{La}@C_{60}$ ," *Int. J. Quantum Chem.*, 104, 272 (2005).
- [58] Z. Slanina and S. Nagase, "Stability computations for  $\text{Ba}@C_{74}$ ," *Chem. Phys. Lett.*, 422, 133 (2006).
- [59] J. K. Gimzewski, "Scanning tunneling and local probe studies of fullerenes," in *The Chemical Physics of Fullerenes 10 (and 5) Years Later*, W. Andreoni, ed. Kluwer Academic Publishers, Dordrecht, 1996, p. 117.
- [60] W. Harneit, M. Waiblinger, C. Meyer, K. Lips, and A. Weidinger, "Concept for quantum computing with  $\text{N}@C_{60}$ ," in *Recent Advances in the Chemistry and Physics of Fullerenes and Related Materials*, Vol. 11, Fullerenes for the New Millennium, K. M. Kadish, P. V. Kamat, D. Guldi, eds. Electrochemical Society, Pennington, 2001, p. 358.
- [61] N. Hiroshiba, K. Tanigaki, R. Kumashiro, H. Ohashi, T. Wakahara, and T. Akasaka, " $\text{C}_{60}$  field effect transistor with electrodes modified by  $\text{La}@C_{82}$ ," *Chem. Phys. Lett.*, 400, 235 (2004).
- [62] J. M. Campanera, C. Bo, M. M. Olmstead, A. L. Balch, and J. M. Poblet, "Bonding within the endohedral fullerenes  $\text{Sc}_3\text{N}@C_{78}$  and  $\text{Sc}_3\text{N}@C_{80}$  as determined by density functional calculations and reexamination of the crystal structure of  $\{\text{Sc}_3\text{N}@C_{78}\} \cdot \{\text{Co}(\text{OEP})\} \cdot 1.5(\text{C}_6\text{H}_6) \cdot 0.3(\text{CHCl}_3)$ ," *J. Phys. Chem. A*, 106, 12356 (2002).
- [63] T. Heine, K. Vietze, and G. Seifert, " $^{13}\text{C}$  NMR fingerprint characterizes long time-scale structure of  $\text{Sc}_3\text{N}@C_{80}$  endohedral fullerene," *Magn. Res. Chem.*, 42, S199 (2004).
- [64] Z. Slanina, P. Pulay, and S. Nagase, " $\text{H}_2$ , Ne, and  $\text{N}_2$  energies of encapsulation into  $\text{C}_{60}$  evaluated with the MPWB1K functional," *J. Chem. Theory Comput.*, 2, 782 (2006).
- [65] K. Kobayashi, S. Nagase, and T. Akasaka, "Endohedral dimetallofullerenes  $\text{Sc}_2@C_{84}$  and  $\text{La}_2@C_{80}$ . Are the metal atoms still inside the fullerene cages?," *Chem. Phys. Lett.*, 261, 502 (1996).
- [66] B. P. Cao, T. Wakahara, T. Tsuchiya, M. Kondo, Y. Maeda, G. M. A. Rahman, T. Akasaka, K. Kobayashi, S. Nagase, and K. Yamamoto, "Isolation, characterization, and theoretical study of  $\text{La}_2@C_{78}$ ," *J. Am. Chem. Soc.*, 126, 9164 (2004).
- [67] T. Wakahara, Y. Iiduka, O. Ikenaga, T. Nakahodo, A. Sakuraba, T. Tsuchiya, Y. Maeda, M. Kako, T. Akasaka, K. Yoza, E. Horn, N. Mizorogi, and S. Nagase, "Characterization of the bis-silylated endofullerene  $\text{Sc}_3\text{N}@C_{80}$ ," *J. Am. Chem. Soc.*, 128, 9919 (2006).