



HAL
open science

Optimized Schwarz method for solving time-harmonic Maxwell's equations discretized by a discontinuous Galerkin method

Victorita Dolean, Stephane Lanteri, Ronan Perrussel

► **To cite this version:**

Victorita Dolean, Stephane Lanteri, Ronan Perrussel. Optimized Schwarz method for solving time-harmonic Maxwell's equations discretized by a discontinuous Galerkin method. 2007. hal-00164838v1

HAL Id: hal-00164838

<https://hal.science/hal-00164838v1>

Preprint submitted on 24 Jul 2007 (v1), last revised 10 Jun 2008 (v3)

HAL is a multi-disciplinary open access archive for the deposit and dissemination of scientific research documents, whether they are published or not. The documents may come from teaching and research institutions in France or abroad, or from public or private research centers.

L'archive ouverte pluridisciplinaire **HAL**, est destinée au dépôt et à la diffusion de documents scientifiques de niveau recherche, publiés ou non, émanant des établissements d'enseignement et de recherche français ou étrangers, des laboratoires publics ou privés.

A domain decomposition strategy for solving time-harmonic Maxwell's equations discretized by a discontinuous Galerkin method

Victorita Dolean, Stéphane Lanteri, and Ronan Perrussel

This work has been submitted to the IEEE for possible publication. Copyright may be transferred without notice, after which this version may no longer be accessible.

Abstract—The numerical solution of the three-dimensional time-harmonic Maxwell equations using high order methods such as discontinuous Galerkin formulations require efficient solvers. A domain decomposition strategy is introduced for this purpose. This strategy is based on optimized Schwarz methods applied to the first order form of the Maxwell system and leads to the best possible convergence of these algorithms. The principles are explained for a 2D model problem and numerical simulations confirm the predicted theoretical behavior. The efficiency is further demonstrated on more realistic 3D geometries including a bioelectromagnetism application.

Index Terms—Domain decomposition methods, discontinuous Galerkin methods, optimized interface conditions.

I. INTRODUCTION

DISCONTINUOUS Galerkin (DG) methods are emerging for the solution of time-harmonic Maxwell's equations [1] because of the enhanced flexibility compared to the conforming edge element method [2]. For instance, by using a DG method, dealing with non-conforming meshes is straightforward. The formulation of such methods in the case of the first order elliptic Maxwell system has been fully analyzed in [3] and an extension to the time-harmonic first order system is introduced in [4] where a numerical comparison of different schemes is proposed.

Nonetheless, before taking advantage of the flexibility of the DG methods, the design of efficient algorithms for the resulting sparse linear system has to be addressed. Here we propose a domain decomposition (DD) strategy based on optimized Schwarz methods [5], [7], [9]. First, the DD strategy is introduced in the two-domain case for a 2D transverse electric model problem. Then the discretization of the problem by a DG method is presented. Finally, numerical results for a 2D problem confirm the expected theoretical behavior of the DD method and 3D numerical experiments on simplified problems pave the way for more realistic applications.

V. Dolean is with J. A. Dieudonné Mathematics Laboratory, UMR CNRS 6621, University of Nice-Sophia Antipolis, F-06108 Nice cedex, France (e-mail: dolean@unice.fr).

S. Lanteri is with INRIA, 2004 Route des Lucioles, BP 93, F-06902 Sophia Antipolis cedex, France (e-mail: stephane.lanteri@inria.fr).

R. Perrussel is with the Laboratoire Ampère, UMR CNRS 5005, and Université de Lyon, École Centrale de Lyon, F-69134 Écully cedex, France (e-mail: ronan.perrussel@ec-lyon.fr).

Manuscript received June 24, 2007; revised XX.

II. THE DOMAIN DECOMPOSITION STRATEGY

For the sake of simplicity we consider the following non-dimensional transverse electric model problem in a domain $\Omega \subset \mathbb{R}^2$:

$$\begin{cases} \text{Find the electromagnetic field } (\mathbf{E}, \mathbf{H}) \text{ satisfying:} \\ i\omega\varepsilon\mathbf{E} - \text{curl } \mathbf{H} = 0, \text{ in } \Omega, \\ i\omega\mu\mathbf{H} + \text{curl } \mathbf{E} = 0, \text{ in } \Omega, \\ \mathbf{n} \times (\mathbf{E} - \mathbf{E}^{\text{inc}}) + (\mathbf{H} - \mathbf{H}^{\text{inc}}) = 0, \text{ on } \partial\Omega. \end{cases} \quad (1)$$

The parameters ε and μ denote respectively the relative dielectric permittivity and the relative magnetic permeability, ω the angular frequency, \mathbf{n} the unitary outgoing normal and $(\mathbf{E}^{\text{inc}}, \mathbf{H}^{\text{inc}})$ the components of an incident electromagnetic wave.

For solving (1), the domain Ω is decomposed in two non-overlapping subdomains Ω_1 and Ω_2 . The common interface to Ω_1 and Ω_2 is denoted by Γ . The DD strategy is then a variant of the classical Schwarz method:

- We start with an initial electromagnetic field $(\mathbf{E}_l^0, \mathbf{H}_l^0)$ on each subdomain Ω_l , $l = 1, 2$.
- The $(p + 1)$ -th iterate $(\mathbf{E}_l^{p+1}, \mathbf{H}_l^{p+1})$ is the solution of (1) restricted to the subdomain Ω_l with an interface transmission condition on Γ of the form:

$$\begin{cases} \mathbf{n} \times (\mathbf{E}_l^{p+1} - \mathbf{E}_m^p) + S_l(\mathbf{H}_l^{p+1} - \mathbf{H}_m^p) = 0, \\ \text{with } S_l = \alpha_l + \beta_l \partial_\tau^2, \end{cases} \quad (2)$$

where ∂_τ^2 denotes the second-order derivative along the interface. The operator S_l ensures the transmission of the field $(\mathbf{E}_m^p, \mathbf{H}_m^p)$ computed at the previous iteration in the neighboring subdomain m with parameters α_l , β_l properly chosen to control the convergence of the algorithm.

- The limit of the sequence $(\mathbf{E}_l^p, \mathbf{H}_l^p)_{p \in \mathbb{N}}$ is the restriction to Ω_l of (\mathbf{E}, \mathbf{H}) the solution of (1). Thus, we can use a stopping criterion:

$$\sum_{l=1}^2 \frac{\|(\mathbf{E}_l^{p+1}, \mathbf{H}_l^{p+1}) - (\mathbf{E}_l^p, \mathbf{H}_l^p)\|}{\|(\mathbf{E}_l^1, \mathbf{H}_l^1) - (\mathbf{E}_l^0, \mathbf{H}_l^0)\|} < \text{tol}, \quad (3)$$

where tol is the prescribed accuracy and $\|\cdot\|$ a norm.

Després in [6] was the first to use to use this strategy for time-harmonic equations with the choice $S_l = 1$, for $l = 1, 2$ which coincides with a first order absorbing boundary condition. However, the convergence rate of the iterative process with this boundary condition is strongly dependent on

the mesh size used for the discretization and the convergence to the solution can be slow. We refer to this condition as the classical condition in the following.

Nonetheless, it is possible to greatly improve the convergence rate by optimizing it with respect to α_i, β_i . This theoretical study is done in [7] directly on (1) and in [8] for the second order curl curl formulation.

The closed-form expressions obtained for the coefficients α_i, β_i are in particular dependent of the mesh size. These expressions are then used in a DD strategy generalized to more than two subdomains.

Let us briefly recall the analysis proposed in [7] in order to deduce a theoretical convergence rate ρ for the iterative algorithm depending on the mesh size h . This analysis is done on the continuous, *i.e.* without discretization, DD method but numerical arguments are given in the following for showing that the results remain valid with a discretization.

The study of ρ is done for a decomposition of \mathbb{R}^d into two infinite domains. A Fourier transform is applied with respect to the tangential variables to the interface (artificial boundary separating the two domains). The resulting local equations can be solved leading to the formulation of an iterative process applied to the interface variables. Then, we obtain the reduction factor of the error (ρ) as a function of the Fourier variable and the parameters involved in the interface conditions. In order to obtain the best possible convergence rate, one needs to optimize this quantity with respect to the parameters, for the range of possible spatial frequencies that can be represented on a given mesh. In the sequel, we treat the cases of zero order boundary conditions where we take in (2) β_i equal to zero that is the case of generalized impedance conditions. Two possibilities are considered: $\alpha_1 = \alpha_2$ and $\alpha_1 \neq \alpha_2$. It has been proved that α_l are equal to $(i\omega)^{-1}(p_l + ip_l)$ where p_1 and p_2 are reported in Table I. When the mesh parameter h is small, the maximum numerical frequency that can be represented on the mesh is estimated by $k_{\max} = \frac{C}{h}$ where C is a constant. We also define k_{\pm} such that $k_- \leq \omega \leq k_+$ in order to exclude the frequency ω from the optimization process and this frequency being treated by the Krylov method (see also [9] for details).

TABLE I
CONVERGENCE RATE AND TRANSMISSION CONDITION PARAMETERS.

Case	ρ	p_1	p_2
1	$1 - \frac{\sqrt{2}C\omega^{\frac{1}{4}}}{\sqrt{\pi}}\sqrt{h}$	$\frac{\sqrt{\pi}C\omega^{\frac{1}{4}}}{\sqrt{2}\sqrt{h}}$	$\frac{\sqrt{\pi}C\omega^{\frac{1}{4}}}{\sqrt{2}\sqrt{h}}$
2	$1 - \frac{C\omega^{\frac{1}{8}}}{\pi^{\frac{1}{4}}}h^{\frac{1}{4}}$	$\frac{\pi^{\frac{1}{4}}C\omega^{\frac{1}{8}}}{2h^{\frac{1}{4}}}$	$\frac{\pi^{\frac{1}{4}}C\omega^{\frac{1}{8}}}{h^{\frac{3}{4}}}$

III. DISCRETIZATION OF THE PROBLEM

For the discretization of the local problem on Ω_i , a DG method is used. The domain is decomposed into a set of elements T_h such that $\cup_{K \in T_h} K = \Omega_i$. The approximate solution $(\mathbf{E}_h, \mathbf{H}_h)$ of (1) is an element of V_h^3 where V_h is the finite element space of square-integrable discontinuous scalar fields whose restriction to an element K is polynomial of degree k :

$$V_h = \{V \in L^2(\Omega) / \forall K \in T_h, V|_K \in P_k(K)\}. \quad (4)$$

Thus no particular continuity constraint is enforced at the interface of each element. The weak formulation of the discrete problem is then the following:

$$\left\{ \begin{array}{l} \text{Find } (\mathbf{E}_h, \mathbf{H}_h) \in V_h^2 \times V_h \text{ such that:} \\ a(\mathbf{H}_h, \mathbf{G}) + \overline{b(\mathbf{G}, \mathbf{E}_h)} = \int_{\partial\Omega} \frac{1}{2} (\mathbf{H}^{\text{inc}} - N_{\mathbf{n}}^t \mathbf{E}^{\text{inc}}) \overline{\mathbf{G}} ds, \\ b(\mathbf{H}_h, \mathbf{F}) - c(\mathbf{E}_h, \mathbf{F}) = \int_{\partial\Omega} \frac{1}{2} (N_{\mathbf{n}} \mathbf{H}^{\text{inc}} - N_{\mathbf{n}} N_{\mathbf{n}}^t \mathbf{E}^{\text{inc}})^t \overline{\mathbf{F}} ds, \\ \forall \mathbf{F} \in V_h^2, \mathbf{G} \in V_h. \end{array} \right.$$

where:

$$\begin{aligned} a(\mathbf{H}_h, \mathbf{G}) &= \int_{\Omega_h} i\omega\mu\mathbf{H}_h \overline{\mathbf{G}} dv + \sum_{F \in \Gamma^0} \int_F \alpha \mathbf{H}_h \overline{\mathbf{G}} ds \\ &+ \int_{\partial\Omega} \frac{1}{2} \mathbf{H}_h \overline{\mathbf{G}} ds, \\ b(\mathbf{G}, \mathbf{E}_h) &= \sum_{K \in T_h} \int_K \mathbf{G} \text{curl}(\overline{\mathbf{E}_h}) dv - \sum_{F \in \Gamma^0} \int_F \{\mathbf{G}\}^t \llbracket \overline{\mathbf{E}_h} \rrbracket_T ds \\ &- \int_{\partial\Omega} \frac{1}{2} \mathbf{G} (N_{\mathbf{n}}^t \overline{\mathbf{E}_h}) ds. \end{aligned}$$

and finally:

$$\begin{aligned} c(\mathbf{E}_h, \mathbf{F}) &= \int_{\Omega_h} i\omega\epsilon \mathbf{E}_h^t \overline{\mathbf{F}} dv + \sum_{F \in \Gamma^0} \int_F \alpha \llbracket \mathbf{E}_h \rrbracket_T^t \llbracket \overline{\mathbf{F}} \rrbracket_T ds \\ &+ \int_{\partial\Omega} \frac{1}{2} (N_{\mathbf{n}}^t \mathbf{E}_h) (N_{\mathbf{n}}^t \overline{\mathbf{F}}) ds. \end{aligned}$$

The matrix $N_{\mathbf{n}}^t$ denotes $(-\mathbf{n}_y \ \mathbf{n}_x)$, for a vector \mathbf{n} of \mathbb{R}^2 , $\{G\}$ and $\llbracket \mathbf{F} \rrbracket_T$ denotes respectively the mean of G and the jump of the tangential component of \mathbf{F} over an interior face F . Note that in order to keep the consistency with the continuous problem, a numerical flux is defined on the interface of each element enforcing weakly the tangential continuity constraint for the electric and magnetic field. The proper choice of different kind of fluxes has been discussed from the numerical point of view in [4]. For instance, the choice $\alpha = 0$ corresponds to the case of the centered flux, and $\alpha = 1/2$ to the choice of a simplified upwind flux. The former has the advantage to be easy to implement and requires a lower memory storage. The latter has better convergence properties.

IV. TWO-DIMENSIONAL NUMERICAL RESULTS

The agreement between the theoretical and numerical convergence rates is demonstrated on a problem with $\Omega =]0; 1[^2$, $(\mathbf{E}^{\text{inc}}, \mathbf{H}^{\text{inc}}) = \exp(-i\omega x)(0, 1, 1)$ and $\omega = 2\pi$ discretized by discontinuous Galerkin methods. Firstly, we study the influence of the choice of the numerical flux and of the polynomial order on the theoretical convergence rate. Secondly, we study the multidomain case.

A. Influence of the element order and of the numerical flux

The first DG discretization is based on a triangular uniform mesh with $P_1(K)$ as the local space in each element K . On Figure 1, the number of iterations for achieving a prescribed accuracy against the mesh size is shown for both boundary conditions (Case 1 and Case 2). The curves fit nicely the

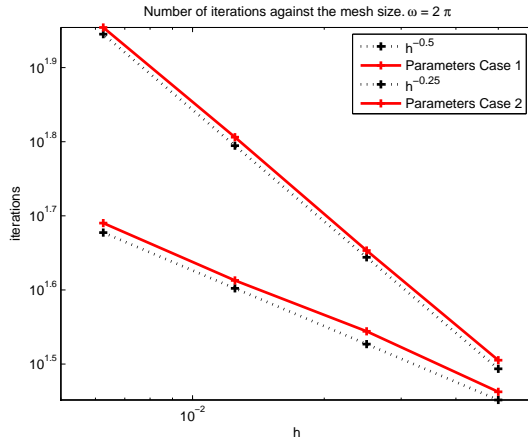


Fig. 1. Number of iterations against the mesh size h . Logarithmic scale.

dependence in h predicted by the theory *i.e.* they behave like $h^{-0.5}$ for Case 1 and like $h^{-0.25}$ for Case 2.

In order to demonstrate that the theoretical results are independent of the choice of the DG discretization, we also approximate numerically this asymptotic convergence rate using three polynomial orders for the element interpolation (here quadrilateral elements are considered to simplify the management of the multi-domain case for this academic problem) and two different fluxes; these experiments are reported in Table II. A behavior close to $h^{-0.5}$ and $h^{-0.25}$ for the number of iterations is obtained by the numerical experiments, independently of the choice of the numerical flux and of the numerical order.

TABLE II
ESTIMATED VALUE OF δ WHERE $\rho = 1 - Ch^\delta$.

Flux	Q_0	Q_1	Q_2
Centered Case 1	0.48	0.46	0.49
Centered Case 2	0.27	0.26	0.23
Upwind Case 1	0.45	0.47	0.47
Upwind Case 2	0.37	0.26	0.25

B. Influence of the number of subdomains

As in practice more than two domains are used, the performances of the optimized conditions are evaluated for more subdomains. The same problem as in Subsection IV-A is solved.

The numerical experiments are still performed on a structured grid and then the partition into several subdomains is made in a regular way: a decomposition in $N \times N$ rectangular subdomains of the unit square. The results for the centered case are shown on Figure 2 and the results for the upwind case on Figure 3; a Q_1 polynomial approximation is used for these figures. Note that for obtaining these results, a Krylov subspace method is coupled to the Schwarz algorithm. Indeed, as it is explained in [5], the DD method can be formulated as a linear system whose unknowns are auxiliary interface variables. This interface system is usually solved by a Krylov method which gives more robustness to the DD strategy. Here

we make use of GMRES for solving the interface system. We observe that, independently of the flux chosen, the number of iterations grows roughly as $N_s^{0.3}$ where N_s is the number of subdomains. Thus, the convergence deteriorates with the number of subdomains and it advocates for the use of a coarse grid in order to obtain an optimal solver. Nevertheless the hierarchy of the transmission conditions is maintained and the optimized versions enable us to accelerate the convergence compared to the classical condition [6].

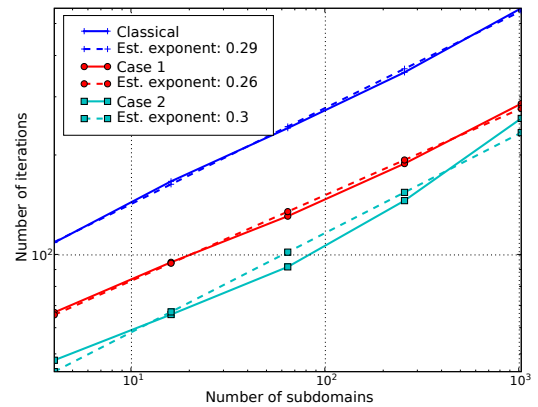


Fig. 2. Number of iterations against the number of subdomains. The number of dof is constant. Results for the centered flux.

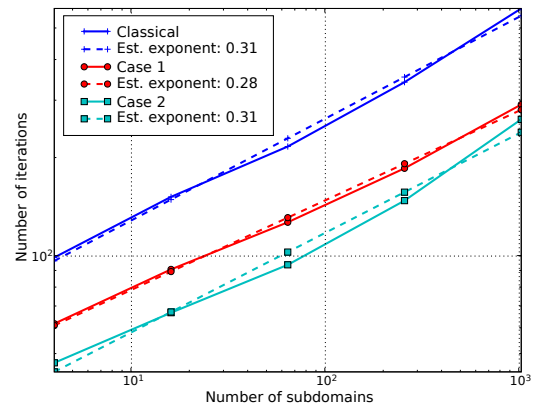


Fig. 3. Number of iterations against the number of subdomains. The number of dof is constant. Results for the upwind flux.

V. THREE-DIMENSIONAL PROBLEM

A. Scattering by a sphere

The implementation of optimized interface conditions for three-dimensional time-harmonic Maxwell's equations is a work in progress. Here, we give preliminary results for the DD strategy based on first order absorbing boundary conditions as transmission conditions.

The problem under consideration is the scattering of a plane wave by a perfectly conducting unit sphere. The incident wave is given by $\mathbf{E}^{\text{inc}} = (\exp(-i\omega x), 0, 0)^t$ and $\mathbf{H}^{\text{inc}} =$

$(0, \exp(-i\omega x), 0)^t$, with $\omega = 4\pi$. The absorbing boundary is set to one wavelength from the surface of the perfectly conducting sphere. The mesh is composed of 1,382,400 tetrahedra and a $P_0(K)$ local space is used for the DG method. The total number of unknowns is 8,294,400.

Numerical experiments are conducted on a cluster of 64 AMD Opteron/2 GHz processors with a Gigabit Ethernet interconnection. One subdomain is associated to each processor and a sparse matrix direct method is used to solve the subdomain problem. Note that we use a BiCGstab(l) method [10] either for solving the interface system or as a global solver without preconditioner.

Performance results are given in Table III where 'DDM' refers to the DD solution strategy. The per processor time for performing the factorization is 18.0 sec (min)/102.0 sec (max) while the associated memory usage is 405 MB (min)/1001 MB (max). In addition to the gain in computing time, a clear advantage of the DD strategy is its parallel efficiency that can be evaluated here as the ratio of 'CPU (max)' over 'Elapsed' which is equal to 92% while the corresponding feature for the global solver is 74%.

TABLE III
PERFORMANCE RESULTS. 'CPU (MIN/MAX)' ARE PER PROCESSOR MEASURES OF THE CPU TIME. 'ELAPSED' IS THE ELAPSED TIME.

Solver	# iter	CPU (min)	CPU (max)	Elapsed
Global	2031	1940.0 sec	2142.0 sec	2919.0 sec
DDM	14	259.0 sec	413.0 sec	449.0 sec

B. A bioelectromagnetism example

We conclude this section of results with the application of the proposed numerical methodology to the simulation of a time-harmonic electromagnetic wave propagation problem in an irregularly shaped and heterogeneous medium. The problem under consideration is concerned with the propagation of a plane wave in realistic geometrical models of head tissues. Two tetrahedral meshes have been used whose characteristics are summarized in Table IV. The frequency of the incident

TABLE IV
CHARACTERISTICS OF THE TETRAHEDRAL MESHES.

Mesh	# tetrahedra	L_{\min} (m)	L_{\max} (m)	L_{avg} (m)
M1	361,848	0.00185	0.04537	0.01165
M2	1,853,832	0.00158	0.02476	0.00693

plane wave is $F=1800$ MHz and its polarization is such that:

$$\mathbf{k} = (\mathbf{k}_x, 0, 0)^t, \quad \mathbf{E} = (0, 0, \mathbf{E}_z)^t \quad \text{and} \quad \mathbf{H} = (0, \mathbf{H}_y, 0)^t.$$

The electromagnetic parameters of the materials are set to artificial values for the purpose of exemplifying the characteristics of the propagation of the plane wave in the head tissues (null conductivity, $\epsilon_r = 4.0$ for the brain, $\epsilon_r = 6.5$ for the cerebrospinal fluid, $\epsilon_r = 1.5$ for the skull and $\epsilon_r = 4.0$ for the skin). For the computations reported here, the DG methods with P_0 and P_1 elements and upwind and centered fluxes are used for the meshes M1 and M2. The mesh M1 and a view of the solution is proposed on Figure 4.

Performance results are given in Table V. The parallel efficiency, evaluated using the maximum CPU to REAL ratio, ranges from 65% to 75%.

TABLE V
COMPUTATION TIMES. U: UPWIND FLUX, C: CENTERED FLUX.

Mesh	Method	N_s	# it	CPU (min/max)	REAL
M1	DG- P_1 -c	96	47	346 sec/466 sec	714 sec
-	DG- P_1 -u	96	46	347 sec/547 sec	765 sec
M2	DG- P_0 -c	96	33	228 sec/322 sec	428 sec

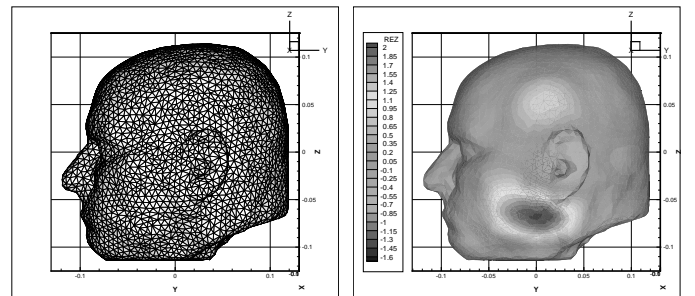


Fig. 4. View of the mesh M1 and a solution computed on this mesh.

VI. CONCLUSION

In this paper, classical and optimized Schwarz algorithms have been applied to time-harmonic Maxwell's equations discretized by DG methods. Concerning Schwarz algorithms based on optimized interface conditions, two-dimensional numerical results show a good agreement with the theory in the case of the simplest optimized conditions and the behavior is independent of the choice of the flux and the polynomial order for the finite element space. Preliminary results in the three-dimensional case are very promising for classical interface conditions, opening the way to improvements by using optimized interface conditions on realistic applications.

REFERENCES

- [1] P. Houston, I. Perugia, A. Schneebeli, and D. Schötzau, "Interior penalty method for the indefinite time-harmonic Maxwell equations," *Numer. Math.*, vol. 100, no. 3, pp. 485–518, 2005.
- [2] P. Monk, *Finite element methods for Maxwell's equations*, ser. Numerical Mathematics and Scientific Computation. New York: Oxford University Press, 2003.
- [3] A. Ern and J.-L. Guermond, "Discontinuous Galerkin methods for Friedrichs systems I. General theory," *SIAM J. Numer. Anal.*, vol. 44, no. 2, pp. 753–778, 2006.
- [4] V. Dolean, H. Fol, S. Lanteri, and R. Perrussel, "Solution of the time-harmonic Maxwell equations using discontinuous Galerkin methods," *Accepted for publication in Journal of Computational and Applied Mathematics.*, 2007, <http://hal.archives-ouvertes.fr/hal-00106201>.
- [5] M. J. Gander, "Optimized Schwarz methods," *SIAM J. Numer. Anal.*, vol. 44, no. 2, pp. 699–731 (electronic), 2006.
- [6] B. Després, "Méthodes de décomposition de domaines pour les problèmes de propagation d'ondes en régime harmonique. Le théorème de Borg et l'équation de Hill vectorielle," Ph.D. dissertation, Université Paris 9, France, 1991.
- [7] V. Dolean, M. J. Gander, and L. Gerardo-Giorda, "Optimized Schwarz methods for Maxwell's equations," submitted. Preprint available at <http://hal.archives-ouvertes.fr/hal-00107263>.
- [8] A. Alonso Rodríguez and L. Gerardo-Giorda, "New nonoverlapping domain decomposition methods for the harmonic Maxwell system," *SIAM J. Sci. Comput.*, vol. 28, no. 1, pp. 102–122 (electronic), 2006.

- [9] M.-J. Gander, F. Magoulès, and F. Nataf, "Optimized Schwarz methods without overlap for the Helmholtz equation," *SIAM J. Sci. Comput.*, vol. 24-1, pp. 38–60, 2002.
- [10] G. L. G. Sleijpen and D. R. Fokkema, "BiCGstab(l) for linear equations involving unsymmetric matrices with complex spectrum," *Electron. Trans. Numer. Anal.*, vol. 1, no. Sept., pp. 11–32 (electronic only), 1993.