



HAL
open science

Complete wetting transitions of nematic liquid crystals on a structured substrate

Chi-Tuong Pham, Pedro Patrício, Jose Manuel Romero-Enrique

► **To cite this version:**

Chi-Tuong Pham, Pedro Patrício, Jose Manuel Romero-Enrique. Complete wetting transitions of nematic liquid crystals on a structured substrate. 2007. hal-00156058v2

HAL Id: hal-00156058

<https://hal.science/hal-00156058v2>

Preprint submitted on 24 Jun 2007

HAL is a multi-disciplinary open access archive for the deposit and dissemination of scientific research documents, whether they are published or not. The documents may come from teaching and research institutions in France or abroad, or from public or private research centers.

L'archive ouverte pluridisciplinaire **HAL**, est destinée au dépôt et à la diffusion de documents scientifiques de niveau recherche, publiés ou non, émanant des établissements d'enseignement et de recherche français ou étrangers, des laboratoires publics ou privés.

Complete wetting transitions of nematic liquid crystals on a structured substrate

Chi-Tuong Pham,^{1,*} Pedro Patrício,^{2,1} and Jose Manuel Romero-Enrique³

¹*Centro de Física Teórica e Computacional, Universidade de Lisboa,
Avenida Professor Gama Pinto 2, P-1649-003 Lisboa Codex, Portugal*

²*Instituto Superior de Engenharia de Lisboa Rua Conselheiro Emídio Navarro 1, P-1949-014 Lisboa, Portugal*

³*Departamento de Física Atómica, Molecular y Nuclear,*

Area de Física Teórica Universidad de Sevilla, Apartado de Correos 1065, 41080 Sevilla, Spain

(Dated: June 24, 2007)

In this article, we generalize Wenzel law, which assigns an effective contact angle for a droplet on a rough substrate, when the wetting layer has an ordered phase, like a nematic. We estimate the conditions for which the wetting behavior of an ordered fluid can be qualitatively different from the one usually found in a simple fluid. To particularize our general considerations, we will use the Landau-de Gennes mean field approach to investigate theoretically and numerically the complete wetting transition between a nematic liquid crystal and a saw-shaped structured substrate.

PACS numbers: 61.30.Hn, 61.30.Dk

It is known that the wetting behavior of a fluid is deeply altered in the presence of rough or structured substrates. Leaves for instance have often developed a patterned texture, with micro reliefs, in order to adapt themselves to a particular humid environment [1]. Recently, technological advances allowed the controlled manufacturing of artificial micro structured substrates, which were used to show spectacular results concerning water-repellency, switchable wettability, and other practical applications [2].

In this article, we will investigate the wetting behavior of an ordered fluid (a nematic liquid crystal), on a rough substrate. We will first review some simple considerations about isotropic fluids and rough substrates, and then we will generalize these ideas for the case of ordered fluids. We will particularize our study by considering the complete wetting of a nematic on a saw-shaped substrate. Quantitative results will be obtained by solving analytically and numerically the Landau-de Gennes free energy.

Consider two isotropic phases at coexistence (let us call them A and B phases), their bulk free energy densities being the same $f_A = f_B = 0$. Suppose now the B -phase is the one preferred in the far field, and our system is in the presence of a flat substrate or wall. The substrate interacts with the fluid through a local surface energy with strength w , which favors the A -phase. In this situation, an A -phase layer may appear close to the wall, because the decrease we have in the surface energy is already sufficient to compensate the creation of an interface between the two phases. Let us define the wettability function $g(w)$ as $g(w) = \sigma_{BW} - \sigma_{AW}$ where $\sigma_{\alpha\beta}$ is the surface tension associated to a flat α - β interface. For fixed bulk coexistence conditions, the wettability coefficient will depend on the strength of the surface energy, and usually is an increasing function of w . The Young equation yields $g(w) = \sigma_{AB} \cos \theta_\pi$ where θ_π is the contact angle of the sessile drop. Thus, as w increases, the contact angle θ_π

decreases. Eventually, $\theta_\pi = 0$ at the wetting transition, when the A - B interface unbinds from the substrate. In this case $g(w = w_\pi^t) = \sigma_{AB}$, where w_π^t is the transition value. For larger values of w , the interface remains unbounded as a thick A -phase layer is formed between the substrate and the bulk B -phase (complete wetting). The specific effective interactions between the wall and the substrate determine the order of the wetting transition as well as the role played by interfacial capillary wave fluctuations [3, 4, 5]. Wetting on rough substrates presents a richer phenomenology than for flat substrates. Interfacial unbinding may occur via a sequence of different phase transitions like unbending (or filling) and unbinding [6, 7]. However, a simpler picture arises if we assume wetting as a one-step transition. Then one can easily predict the wetting behavior of this fluid on a mesoscopically rough substrate by thermodynamic arguments. The partially filled phase has an excess free energy which can be related to the surface tension σ_{BW} as $\Delta F_1 = \mathcal{S} \sigma_{BW}$, where \mathcal{S} is the substrate surface area. At the complete filled situation, the excess free energy is given by $\Delta F_2 = \mathcal{S} \sigma_{AW} + \mathcal{A} \sigma_{AB}$, where \mathcal{A} is the A - B interface area, which coincides with the surface area of projection of the substrate onto the tangent plane (see Fig. 1). Wetting transition occurs for $\Delta F_1 = \Delta F_2$, or equivalently for $g(w = w_r^t) = \sigma_{AB}/r$, where w_r^t is the surface coupling at the wetting transition for the rough substrate and $r \equiv \mathcal{S}/\mathcal{A} > 1$ is the substrate roughness. This result is consistent with Wenzel law [8], which assigns an effective contact angle for the sessile droplet on the rough substrate θ_r as: $\cos \theta_r = r \cos \theta_\pi$. So, the wetting transition occurs for $\theta_r \rightarrow 0$, in agreement with our previous result. Since $g(w)$ is an increasing function of w , we find generally that $w_r^t < w_\pi^t$.

This picture can be changed dramatically when the wetting layer has an ordered phase, as in the case of a nematic liquid crystal. For this case, the rough or structured substrate may impose a deformation on the ordered

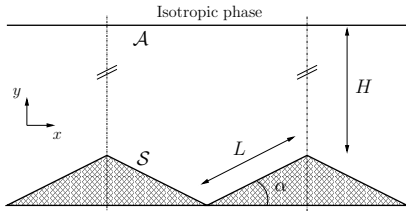


FIG. 1: Geometry of the system. \mathcal{A} is the projected surface of the wedged (rough) surface \mathcal{S}

fluid, which must be accompanied by a positive elastic free energy $\Delta F_{AW}^e > 0$. Note that the elastic deformation creates an effective long-range repulsion between the substrate and the wall: the closer to the substrate the interface is, the more constrained the order will be, leading to higher energies. Consequently, first-order wetting will be more likely to occur in this case. Again the wetting transition may be obtained by the free energy balance $\mathcal{A}\sigma_{AB} + \mathcal{S}\sigma_{AW} + \Delta F_{AW}^e = \mathcal{S}\sigma_{BW}$. Note that σ_{AW} is the equilibrium surface tension associated to the ordered fluid-flat substrate in absence of any order parameter deformation. The critical surface field for a rough substrate, w_r^t , has to verify the relation $g(w_r^t) = \sigma_{AB}/r + \Delta F_{AW}^e/\mathcal{S}$. For the wetting of ordered fluids, $w_r^t < w_\pi^t$ if distortions are not very important; $w_r^t > w_\pi^t$ if the energy of the distortions is sufficiently large. If the effects of the elastic deformations are too strong, the energy balance may never be favored, for all values of the surface field w . In this last case, there will be no wetting transition.

We will particularize these considerations by choosing a periodic saw-shaped substrate characterized by an angle α (see Fig. 1). The plane of the paper is defined by the axes x and y . Out of the plane, the wedge is parallel to the z -axis. In our geometry, we defined two lengths, the length of the wedge side, L , and the height between the substrate and the isotropic ($B \equiv I$) phase at the far-field, H . Close to the substrate, a new nematic ($A \equiv N$) phase may or not appear. In fact, for the complete wetting transition we are discussing, the length H will be unimportant, because the wetting layer, if it exists, has an infinite thickness.

Both isotropic and nematic phases can be represented by the Landau-de Gennes tensor order-parameter $Q_{i,j}$. Owing to the traceless and symmetric character of the tensor order-parameter, it can be very generally represented by $Q_{i,j} = \frac{3}{2}S[n_i n_j - \frac{1}{3}\delta_{i,j}] + \frac{1}{2}B[l_i l_j - m_i m_j]$ where S is the scalar order parameter ($S = 0$ in the isotropic phase and $S \neq 0$ when some order is present), and B is the biaxiality [9]. The direction of maximal orientational order is given by the director \mathbf{n} , and the unit vectors $\mathbf{n}, \mathbf{l}, \mathbf{m}$ form a local orthonormal triad.

In our problem, we will only consider in-plane deformations, although out-of-plane or twist deformations may also be important (a twist instability may occur

for particular choices of parameters [10]). In this case, $\mathbf{n} = (\cos\theta, \sin\theta, 0)$, and the tensor order parameter has three independent components only, Q_{11} , Q_{22} , and Q_{12} .

The system is described by the Landau-de Gennes free energy $\mathcal{F}_{\text{LDG}} = \int_V (f_{\text{bulk}} + f_{\text{el}}) dV + \int_S f_{\text{surf}} ds$ where f_{bulk} is the bulk free energy density, f_{el} is the elastic free energy density [11], and f_{surf} is the surface free energy. Here, we will take the commonly used rescaled expressions [9]:

$$f_{\text{bulk}} = \frac{2}{3}\tau \text{Tr} \mathbf{Q}^2 - \frac{8}{3} \text{Tr} \mathbf{Q}^3 + \frac{4}{9} [\text{Tr} \mathbf{Q}^2]^2 \quad (1)$$

$$f_{\text{el}} = \frac{\xi^2}{3 + 2\kappa} [\partial_k Q_{i,j} \partial_k Q_{i,j} + \kappa \partial_j Q_{i,j} \partial_k Q_{i,k}] \quad (2)$$

$$f_{\text{surf}} = -\frac{2}{3}w \text{Tr}[\mathbf{Q} \cdot \mathbf{Q}_{\text{surf}}] \quad (3)$$

where τ is a dimensionless temperature, κ is an elastic dimensionless parameter, w is a dimensionless surface field or anchoring strength, and ξ is the so-called correlation length that will be set to 1 in the rest of the article. For $\tau = 1$, the two phases are at coexistence, f_{bulk} has two minima, which correspond to the scalar order parameters $S_I = 0$ (isotropic phase) and $S_N = 1$ (nematic phase). The elastic parameter is restricted to the values, $\kappa > -3/2$. If κ is positive (negative), the nematic prefers to align parallel (perpendicular) to the nematic-isotropic interface. Also, \mathbf{Q}_{surf} defines the favored tensor at the substrate. In our problem, we will favor a homeotropic (or perpendicular) alignment of the nematic at the substrate, and a bulk nematic scalar order parameter ($S_{\text{surf}} = S_N = 1$). This particular choice for the surface free energy was made in order to establish a direct connection to previous related papers [12, 13].

Consider first the flat substrate ($\alpha = 0$), already numerically studied in the literature [12, 13]. At coexistence, $\tau = 1$, it is straightforward to estimate each term of the balance equation. The non-wet isotropic configuration can be simply represented by the scalar order parameter profile $S(y) = ae^{-y/y_0}$, and $\theta = \pi/2$. Introducing this function in the total free energy \mathcal{F}_{LDG} , we obtain $\mathcal{F}_{\text{LDG}}/\mathcal{A} = \int_0^\infty (S^2 - 2S^3 + S^4 + \frac{1}{2}S'^2) dy - wS(0)$ where \mathcal{A} is the area of the substrate, and $S' = dS/dy$. The free energy is minimized when $y_0 = 1/\sqrt{2} + O(w)$, and $a = w/\sqrt{2} + O(w^2)$. If we use this solution, we obtain a very accurate value for the surface tension between the substrate and the isotropic phase in the non-wet configuration $\sigma_{\text{IW}} = -w^2/(2\sqrt{2}) + O(w^3)$. In order to calculate the surface tension between the substrate and the nematic phase, we may assume that the nematic director is everywhere oriented perpendicular to the substrate ($\theta = \pi/2$), and that the scalar order parameter profile is described by $S(y) = ae^{-y/y_0} + S_N$. Following the same steps as before, we find $\sigma_{\text{NW}} = -w - w^2/(2\sqrt{2}) + O(w^3)$. Finally, the nematic-isotropic surface tension can be estimated through the ansatz $S(y) = \frac{1}{2}[1 - \tanh(y/2y_0)]$ and assuming either the director is everywhere oriented either perpendicular ($\theta = 0$) or parallel ($\theta = \pi/2$) to the

interface, which are the relevant situations for $\kappa < 0$ and $\kappa > 0$, respectively. If we introduce this function in the total free energy, and perform the integration over the whole real y -axis, we obtain the energy of the interface, depending on one free parameter y_0 . Minimization will give $y_0 = 1/\sqrt{2}$, and the surface tension between the isotropic and the nematic phase is $\sigma_{\text{IN}}^{\perp} = \sqrt{2}/6 \approx 0.236$ ($\theta = 0$) and $\sigma_{\text{IN}}^{\parallel} = \sigma_{\text{IN}}^{\perp} \sqrt{\frac{3+\kappa/2}{3+2\kappa}}$ ($\theta = \pi/2$). In the latter calculation, we neglected the existing biaxiality. The balance equation may in this case be written as

$$g(w) = \sigma_{\text{IW}} - \sigma_{\text{NW}} = w + O(w^3) = \sigma_{\text{IN}} \quad (4)$$

where $\sigma_{\text{IN}} = \sigma_{\text{IN}}^{\perp}$ for $\kappa < 0$ and $\sigma_{\text{IN}} = \sigma_{\text{IN}}^{\parallel}$ for $\kappa > 0$. In the latter, the elastic contribution due to the director distortions in the nematic film due to the mismatch of the anchoring conditions at the substrate and the nematic-isotropic interface should be included in the balance Eq. (4). However, this contribution vanishes with the nematic film thickness H as $\Delta F^e/\mathcal{A} \sim 1/H$, so it can be safely ignored at the wetting transition, where $H \rightarrow \infty$. If for example $\kappa = 2$, the surface field for the complete wetting transition is $w_B = 0.18 \pm 0.01$ (see Eq. (4)), which is in excellent agreement with the numerical value obtained by Braun *et al.* [13]. Note that if we take $\sigma_{\text{IN}} = \sigma_{\text{IN}}^{\perp}$, the transition surface field is $w_S = 0.24 \pm 0.01$, which is the numerical value obtained by Sheng [12].

We now turn to the rough substrate. Using Landau-de Gennes free energy, it is easy to see that the elastic contribution scales as $\Delta F^e = K\ell\Delta\tilde{F}^e$, where K is the Frank elastic energy and ℓ is the typical length of the rough substrate. If the nematic-isotropic interface goes to infinity, $\Delta\tilde{F}^e$ is a number only dependent on the substrate geometry, but not on its scale ℓ . To calculate the critical surface field for the wetting transition, we have the generalization of Wenzel law:

$$g(w_r^t) = \frac{1}{r}(\sigma_{\text{IN}} + \frac{K}{\ell}\Delta\tilde{F}^e) \quad (5)$$

This equation is the main result of this work. For large enough substrate lengths ℓ , the effects of the elastic terms are not important, and Wenzel law is recovered. However, this law is significantly changed when $\ell \sim K\Delta\tilde{F}^e/\sigma_{\text{IN}}$. In the Landau-de Gennes model, K and σ_{IN} are not independent. For $\tau = 1$ (phase coexistence), $K/(\xi\sigma_{\text{IN}}) \approx 2.6/0.2$. The elastic numerical factor was calculated for a sinusoidal grating [10, 14], $\Delta\tilde{F}^e = (2\pi)^3/4a^2$, where a is the ratio between the amplitude and the wavelength, l of the sinusoid. For our wedge geometry, we may use $\tan\alpha = 4a$, and $\alpha = \pi/4$, to estimate $L \sim 35\xi$ (see Fig. 2 for definition of L), for which the elastic effects still play an important role.

To calculate the critical surface field, w^t , for every angle α of our geometry, we numerically minimized the Landau-de Gennes free energy, using a conjugate-gradient method. The numerical discretization of the

continuum problem was performed with a finite element method combined with adaptive meshing in order to resolve the different length scales [15]. As before, we restricted ourselves to the case of coexistence ($\tau = 1$) and set $\kappa = 2$. We have imposed periodic boundary conditions (b.c.) on x in every calculation and assumed translational invariance along the z direction, so the problem reduces to an effective two-dimensional case.

To obtain the surface energy $\sigma_{\text{IN}}^{\perp/\parallel}$, isotropic ($S = 0$) fixed b.c. were imposed at the top of the domain and homeotropic (\perp) or parallel (\parallel) nematic ($S = 1$) fixed b.c. at the bottom. The energy F_{IW} of the non-wet isotropic configuration was calculated by imposing isotropic fixed b.c. only at the top of the domain. At the bottom, there were no imposed b.c., and the surface free energy was taken into account. Finally, for the calculation of the energy F_{NW} of a bulk nematic phase in contact with the substrate, fixed nematic b.c. were imposed at the top, with the director angle either set to $\theta = \pi/2$ (perpendicular case) or to $\theta = 0$ (parallel case), and different cell heights H were considered.

As an important check for our procedure, we recovered Braun's and Sheng's values of the transition surface field for $\alpha = 0$: $w_{\pi}^{t,\parallel} \simeq 0.1796$ and $w_{\pi}^{t,\perp} \simeq 0.2417$, by solving numerically the equation $\sigma_{\text{IN}}^{\perp/\parallel} = \sigma_{\text{IW}} - \sigma_{\text{IN}}$. The agreement with our theoretical results is excellent as the w^3 corrections in $g(w)$ can be neglected (see Fig. 2).

We now turn to the case where α is non zero. As expected for the non-wet isotropic configuration, we obtain that $F_{\text{IW}}(\alpha, L, w) \sim \sigma_{\text{IW}}(w) \times 2L$, where $\sigma_{\text{IW}}(w)$ is the substrate-isotropic surface tension in the flat case. This result is essentially independent of the cell height H . On the other hand, F_{NW} depends crucially on the geometrical parameters of the substrate, α and L . Numerical minimization shows that the global minimum configuration corresponds to the solution for $\theta = 0$ at the top cell boundary for $\alpha \leq \pi/4$ and the minimum energy solution for $\theta = \pi/2$ at the top cell boundary for $\alpha \geq \pi/4$. In both branches the energy F_{NW} decreases with the cell height H , and converge to the relevant free energy to the complete wetting transition. These solutions mean that for $\alpha < \pi/4$ the nematic wetting film configuration is an hybrid aligned nematic (HAN), where the nematic director is oriented along the y direction above the rough substrate, and changes smoothly to the planar anchoring at the NI interface. For $\alpha > \pi/4$, the nematic film is essentially parallel (P) to the NI interface above the substrate. As the HAN and the P configurations are metastable for $\alpha > \pi/4$ and $\alpha < \pi/4$, respectively, a first-order HAN-P transition occur at $\alpha = \pi/4$, analogous to that observed for sinusoidal substrates [16].

In order to compute the transition surface field at which complete wetting occurs, we solve the equation $(F_{\text{IW}} - F_{\text{NW}})/(2L \cos\alpha) = \sigma_{\text{IN}}^{\parallel}$ (equivalent to Eq. (5)) for different values of α and L . The left-hand side func-

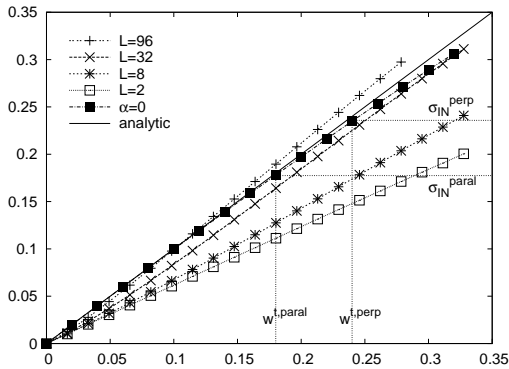
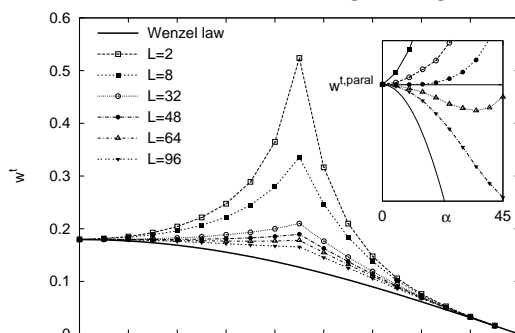


FIG. 2: Plot of $(F_{IW}(\alpha, L, w) - F_{NW}(\alpha, L, w)) / (2L \cos \alpha)$ vs. w at angle $\alpha = 35^\circ$ together with the flat case $\alpha = 0$ and analytical results (Eq. (4)). The slope increases with increasing L so that the transition surface field diminishes.

tion does not differ qualitatively from those found in the flat case except that the dependence on L at a given angle α is such that the slope increases with increasing L (see Fig. 2). Note that the smaller the slope, the higher the transition surface field. The transition surface fields are displayed in Fig. 3. The kink observed at $\alpha = \pi/4$ is a consequence of the HAN-P transition at the nematic wetting film. For moderate values of L ($L < 48$), we can see that the transition surface field for a given L increases with α up to $\alpha = \pi/4$, where the transition value w_r^t is larger than the corresponding one for the flat case, and decreases for larger α . For $L \gtrsim 48$, a change in the convexity of the curve at the origin occurs (see inset of Fig. 3): a new regime is reached where roughness favors complete wetting. For larger values of L (e. g. $L = 96$) the critical anchoring always decreases with α , and one should expect the elastic energy contributions to vanish for $L \rightarrow \infty$ and Wenzel law $w_r^t(\alpha) = w_{\pi}^t \cos \alpha$ to be recovered. Our numerical results confirm that prediction. They also show that for arbitrary L the deviation of the transition surface field with respect to that predicted by Wenzel law is larger around $\alpha = \pi/4$, implying that the nematic director field is always more deformed for $\alpha = \pi/4$ than for any other angle.

In this article, we generalized Wenzel law for nematics. We used the Landau-de Gennes model to investigate theoretically and numerically the complete wetting transition between a nematic liquid crystal and a saw-shaped structured substrate. One should keep in mind that the typical length of the structured surface should be only of order 30ξ in order to observe large deviations from the Wenzel law. At these scales, it is not clear whether the mean field approach we are assuming still holds. Other physical phenomena may be present in real situations. Confirming these results experimentally may be a challenge.

Acknowledgements: P. P. thanks T. Sluckin and M. M. Telo da Gama for enlightening discussions.



C.-T. P. acknowledges the support of Fundação para a Ciência e Tecnologia (FCT) through Grant No. SFRH/BPD/20325/2004. J.M. R.-E. acknowledges a “Ramón y Cajal” Fellowship and financial support from Junta de Andalucía (Ayudas PAIDI FQM-205).

* pham@cii.fc.ul.pt

- [1] C. Neinhuis and W. Barthlott, *Ann. Botany* **79**, 667 (1997).
- [2] M. Callies and D. Quéré, *Soft Matter* **1**, 55 (2005).
- [3] D. E. Sullivan and M. M. Telo da Gama, in *Fluid Interfacial Phenomena*, edited by C. A. Croxton (Wiley, Chichester, 1986), p. 1.
- [4] S. Dietrich, in *Phase transitions and critical phenomena*, edited by C. Domb and J. L. Lebowitz (Academic Press, London, 1988), vol. 12.
- [5] G. Forgacs, R. Lipowsky, and T. M. Nieuwenhuizen, in *Phase transitions and critical phenomena*, edited by C. Domb and J. L. Lebowitz (Academic Press, London, 1991), vol. 14.
- [6] C. Rascón, A. O. Parry, and A. Sartori, *Phys. Rev. E* **59**, 5697 (1999).
- [7] K. Rejmer and M. Napiórkowski, *Phys. Rev. E* **62**, 588 (2000).
- [8] R. N. Wenzel, *Ind. Eng. Chem.* **28**, 988 (1936).
- [9] D. Andrienko, M. Tasinkevych, P. Patricio, and M. M. Telo da Gama, *Phys. Rev. E* **69**, 021706 (2004).
- [10] P. Patricio, M. M. Telo da Gama, and S. Dietrich, *Phys. Rev. Lett.* **88**, 245502 (2002).
- [11] P.-G. de Gennes and J. Prost, Clarendon Press, Oxford, 2nd Edition (1995).
- [12] P. Sheng, *Phys. Rev. Lett.* **37**, 1059 (1976).
- [13] F. N. Braun, T. J. Sluckin, and E. Velasco, *J. Phys.: Condens. Matter* **8**, 2741 (1996).
- [14] D. W. Berreman, *Phys. Rev. Lett.* **28**, 1683 (1972).
- [15] P. Patricio, M. Tasinkevych, and M. M. Telo da Gama, *Eur. Phys. J. E* **7**, 117 (2002).
- [16] L. Harnau and S. Dietrich, *Europhys. Lett.* **73**, 28 (2006).